

National Weekly Wool Market Report

Season: 2011/2012

Sale Date: 5&6 June 2012



CAPE WOOLS SA

Tel: 27-41-4844301

Fax: 27-41-4846792

E-mail: stats@capewools.co.za

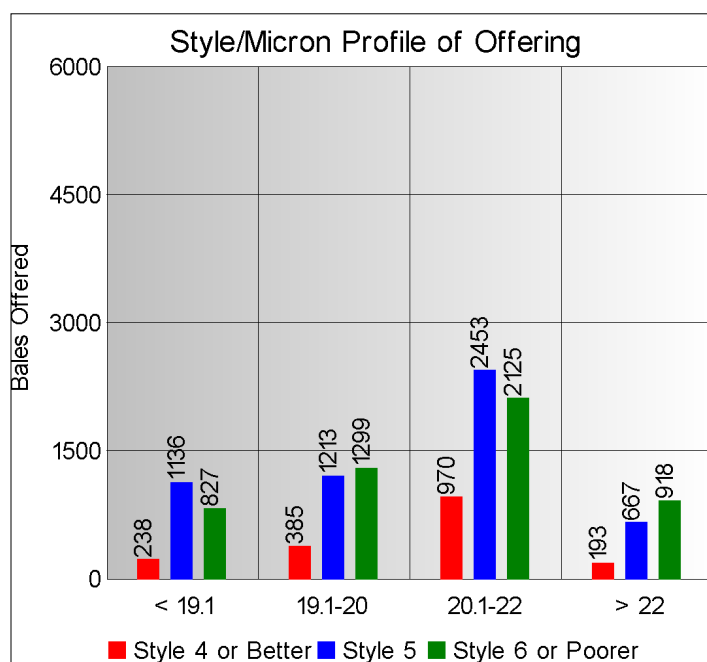
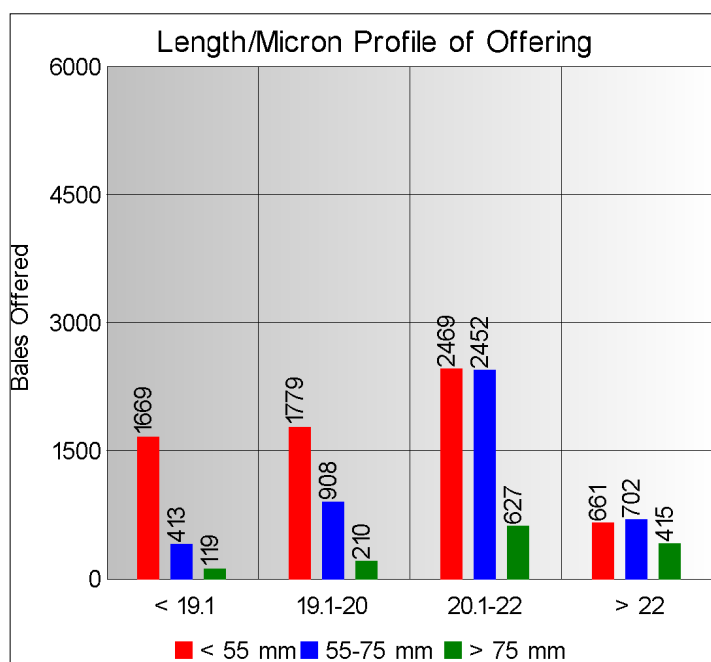
Website: www.capewools.co.za

Market Indicators				Buyers			
Indicator Unit	Current Sale	Last Sale	Change	Company	Bales Purchased This Week	% of Purchases	Total Bales Purchased This Season
SA c/kg	9411	9569	-1.7%	Standard Wool SA	5711	46.0%	90793
Ave. to date (11/12)	9868	9883	-0.2%	Lempriere SA	2429	19.6%	49513
Ave. to date (10/11)	7209			Stucken & Co	1440	11.6%	46648
US c/kg	1126	1148	-1.9%	G Modiano SA	1083	8.7%	69636
Euro c/kg	901	907	-0.7%	Segard Masurel SA	656	5.3%	18639
AWEX EMI	1090	1111	-1.9%	Infinite Wool SA	191	1.5%	840
Exchange Rates				Chargeurs Wool SA	149	1.2%	5015
Currency Unit	This Week	Previous Week	% Change	New England Wool SA	51	0.4%	1394
R/USD	8.3597	8.3368	-0.3%				
R/Euro	10.4486	10.5507	1.0%				
R/AUD	8.2339	8.1332	-1.2%				
USD/AUD	0.9853	0.9752	-1.0%				

Analysis of Offerings by Broker This Week (Bales)

Broker	Merino Fleeces	Merino Bellies	Merino Lambs	Merino Backs	Merino Locks	* Other	Total	% Sold
BKB	3757	676	1132	213	635	1315	7728	92.0%
CMW	1613	328	545	140	233	414	3273	98.1%
MAS	221	32	91	17	41	87	489	98.2%
SBL	294	54	99	29	83	139	698	97.4%
VLW	114	18	9	18	21	56	236	96.6%
Total	5999	1108	1876	417	1013	2011	12424	94.3%

* Crossbred types, Coarse and Coloured and Inferior

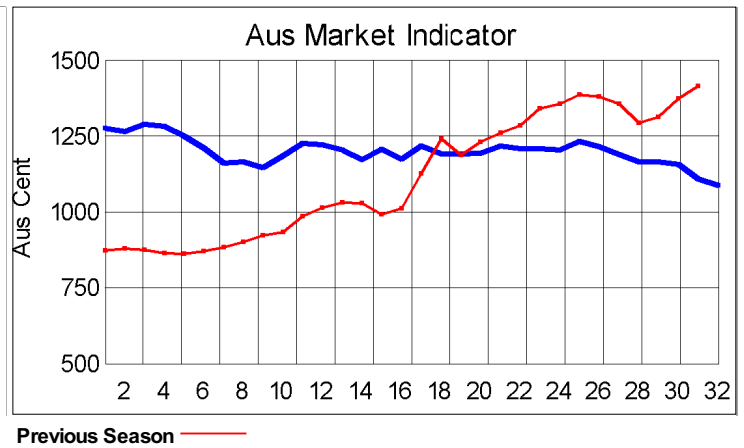
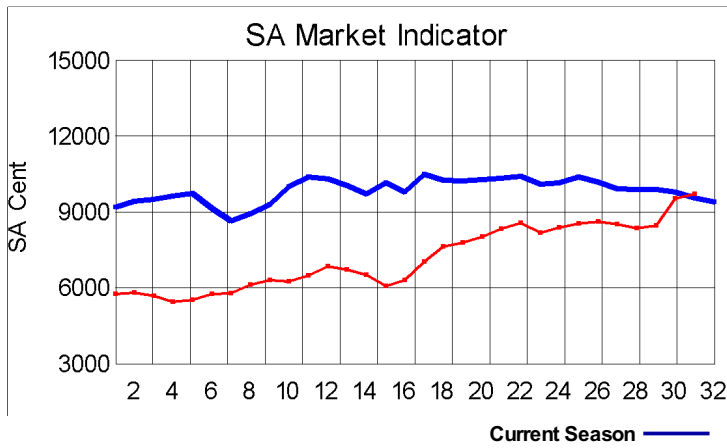


Receipts 2011/2012 Season

Season to Date (Kg.) 44,104,654.7

Previous Season to Date 45,645,808.2

Percentage Change: -3.38%



Average Fleece Wool Prices (c/kg. clean)

Spinners and Good Topmaking Styles (AWEX Types MF4 and MF5)

Micron	100+mm	90mm	80mm	70mm	60mm	50mm	40mm	30mm	20mm	10mm
18.0				10939	9896	9464				
18.5			10720	10485	9952	9184	7940			
19.0				10307	9650	8861	8378			
19.5		10300	10296	10009	9590	8763	8179			
20.0			10160	9998	9440	8829	7866			
20.5			10159	9925	9455	8669	7650			
21.0		10258	10159	9807	9334	8272	7308			
21.5			10174	9888	9304	8363	7577			
22.0			10143	9985	9175	8133				
22.5			10153	9939	9302					
23.0			10128	9973	8555					
23.5				10011						
24.0										

* Based on a minimum of 3 lots sold per category

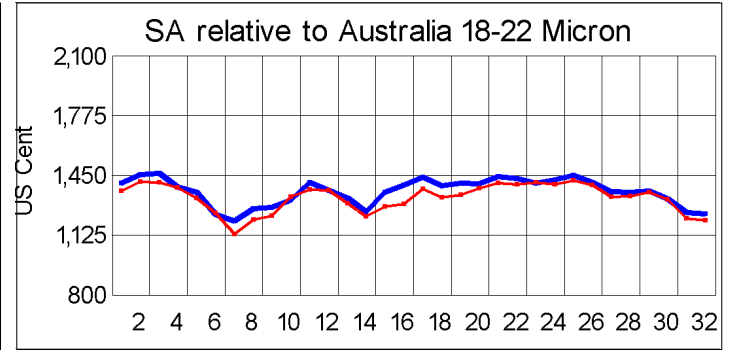
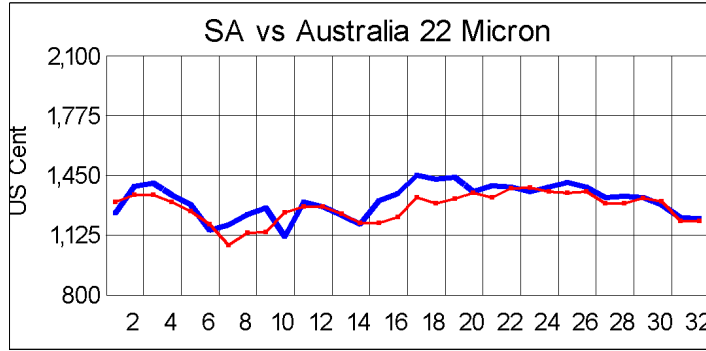
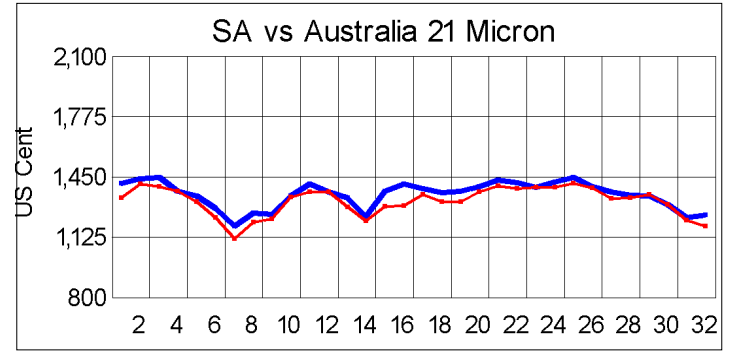
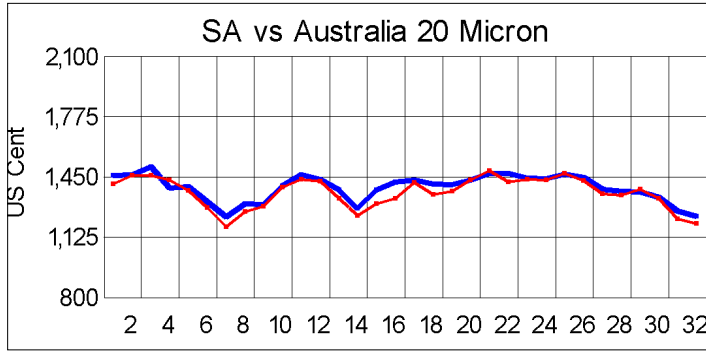
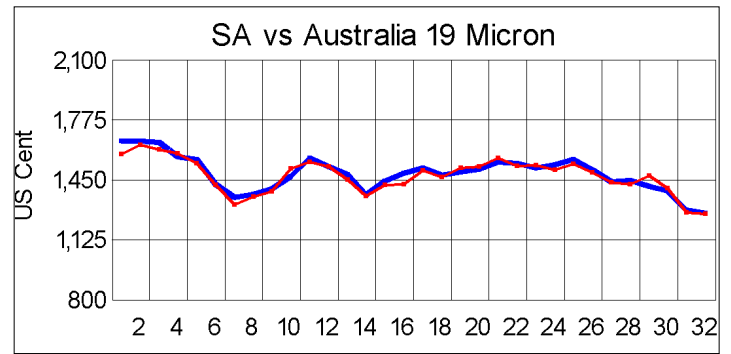
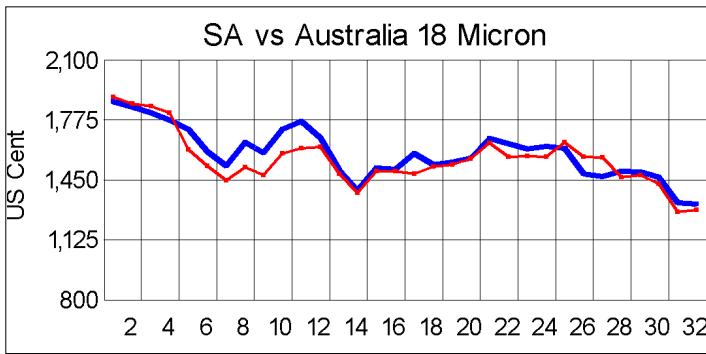
Average Topmaking Styles (AWEX MF6)

Micron	100+mm	90mm	80mm	70mm	60mm	50mm	40mm	30mm	20mm	10mm
18.0										
18.5										
19.0										
19.5						8779	7161	5887		
20.0					9592		7856			
20.5				9357	9050	8338	7206			
21.0				9843	8916	8130	7081			
21.5			9834		9195	7476				
22.0			9862	9876		7505				
22.5										
23.0										
23.5										
24.0										

* Based on a minimum of 3 lots sold per category

Other Selected Types/Qualities

	Long			Medium		
	19μ	20μ	21μ	19μ	20μ	21μ
Good Quality						
Lambswool	9954	9679	9196	8944	8490	7785
Bellies		8536		8463	8261	7672
Locks	8102	6524	5138	7708	6654	5967
Average Quality						
Lambswool	9839	9332	9101	7888	7672	6778
Bellies	8949	8214	6905	8297	7548	7294
Locks		4315		5918	5616	4364
Inferior Quality						
Fleecewool	9467	8928	9173	9031	8141	7372
Lambswool	9857			7660		
Bellies		6500	6864	8653	7292	7004
Locks			4513	4303	4777	4621



— SA in USc
— Aus in USc

— SA in USc
— Aus in USc

Market Commentary

WOOL PRICES SLIGHTLY SOFTER AT FINAL SALE OF SEASON

Port Elizabeth: The final sale of the season saw the prices softening and the Cape Wools Merino indicator dropped 1,7% to close at R94,11/kg (clean). This is 2,3% up on the opening sale.

Although prices started declining over the last few weeks, this was one of the best seasons in decades for woolgrowers with prices reaching record levels and the indicator remaining above the R100/kg level for a large part of the season. The seasonal high was R105,15/kg, which was posted at the first sale in January.

Fine wools, however, had a rather disappointing season with prices for these types falling sharply following a large offering and weaker demand from Europe and the USA, the largest consumers of these types, as a result of the sovereign debt crisis.

Quality, long fleece wools were in keen demand at today's sale and fetched good prices. Some finer types were also slightly dearer at this sale.

The rand has been volatile over the past two weeks. At this sale it was trading at R8,36 against the US dollar, which was down a marginal 0,3% compared with the average rate at the previous sale a fortnight ago. At R10,15 it was 1% stronger against the euro.

It was a fairly large sale with 12 424 bales on offer of which 94% was cleared. Major buyers were Standard Wool SA (5 711 bales), Lanpriere SA (2 429 bales), Stucken & Co (1 440 bales) and Modiano SA (1 083 bales).

The average clean prices for the different categories good to making (MF5), long fleeces were as follows: 18 microns were up 1,2% at R107,90/kg, 18,5 microns also gained 1,2% to R107,51/kg, 19 microns were down a marginal 0,1% at R106,10/kg, 19,5 microns dropped 0,3% to R102,81/kg, 20 microns shed 1,6% to close at R100,43/kg, 20,5 microns were down 0,6% at R100,48/kg, 21 microns dropped 2,4% to close at R99,18/kg, 21,5 microns were 0,4% dearer at R101,04/kg and 22 microns were 0,3% dearer to close at R100,85/kg.

The first sale of the new sale has been scheduled for 15 August.