

National Weekly Wool Market Report

Season: 2011/2012

Sale Date: 22&23 May 2011



CAPE WOOLS SA

Tel: 27-41-4844301

Fax: 27-41-4846792

E-mail: stats@capewools.co.za

Website: www.capewools.co.za

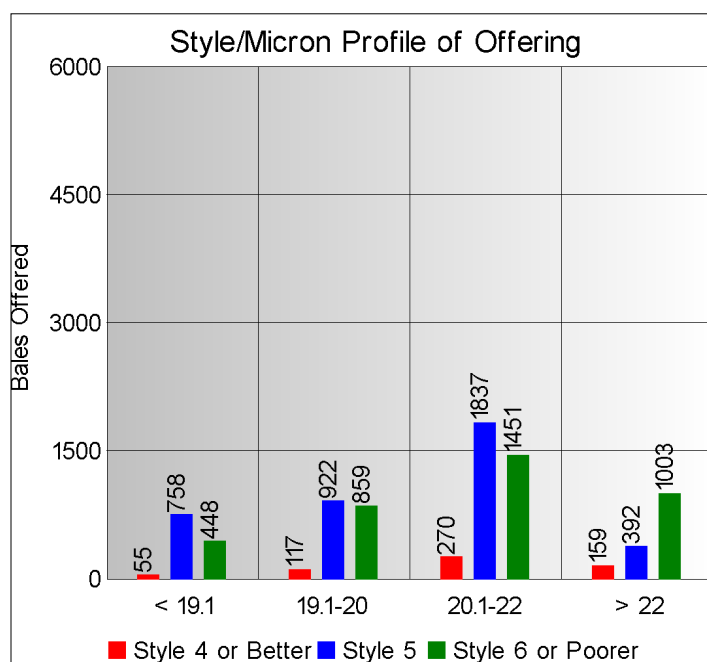
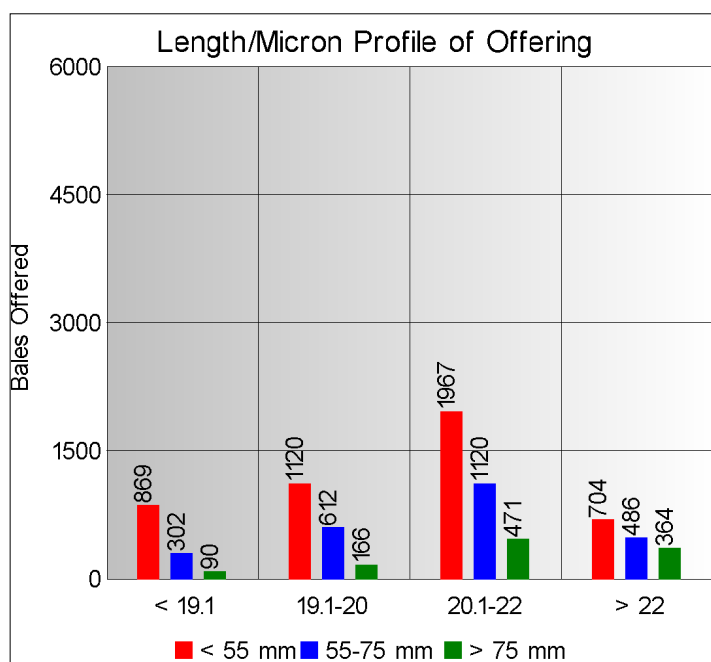
Market Indicators				Buyers			
Indicator Unit	Current Sale	Last Sale	Change	Company	Bales Purchased This Week	% of Purchases	Total Bales Purchased This Season
SA c/kg	9569	9811	-2.5%	Standard Wool SA	3182	38.5%	84980
Ave. to date (11/12)	9883	9894	-0.1%	Lempriere SA	1668	20.2%	47943
Ave. to date (10/11)	7209			G Modiano SA	1240	15.0%	68518
US c/kg	1148	1244	-7.7%	Stucken & Co	753	9.1%	45208
Euro c/kg	907	958	-5.4%	Segard Masurel SA	390	4.7%	17983
AWEX EMI	1111	1159	-4.1%	Chargeurs Wool SA	186	2.3%	4866
				Infinite Wool	175	2.1%	639
				New England Wool SA	129	1.6%	1343

Exchange Rates			
Currency Unit	This Week	Previous Week	% Change
R/USD	8.3368	7.8891	-5.7%
R/Euro	10.5507	10.2359	-3.1%
R/AUD	8.1332	7.9436	-2.4%
USD/AUD	0.9752	1.0068	3.1%

Analysis of Offerings by Broker This Week (Bales)

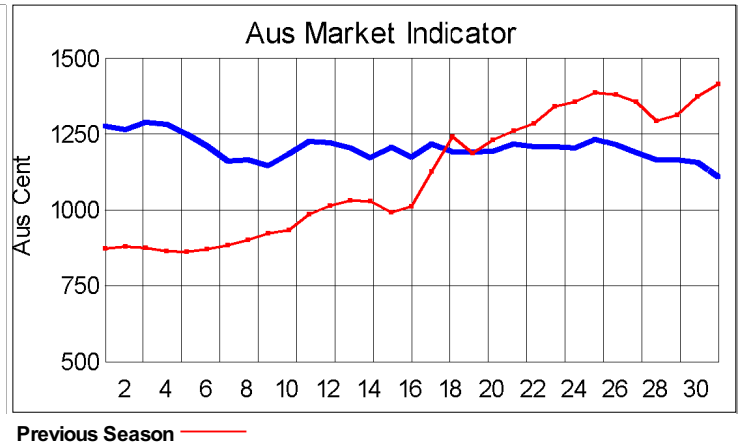
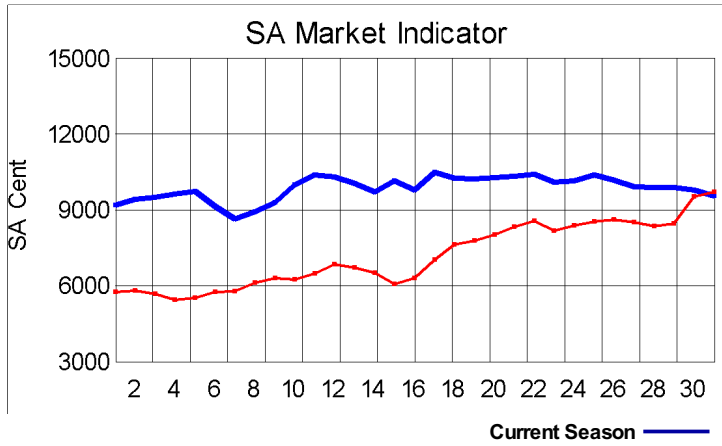
Broker	Merino Fleeces	Merino Bellies	Merino Lambs	Merino Backs	Merino Locks	* Other	Total	% Sold
BKB	2329	352	474	225	478	821	4679	90.9%
CMW	1182	172	320	103	146	322	2245	95.9%
MAS	229	14	63	9	115	259	689	98.3%
SBL	233	34	55	13	45	43	423	99.8%
VLW	85	24	78	11	18	19	235	92.3%
Total	4058	596	990	361	802	1464	8271	93.4%

* Crossbred types, Coarse and Coloured and Inferior



Receipts 2011/2012 Season

Season to Date (Kg.) 43,289,816.8 Previous Season to Date 44,727,788.5 Percentage Change: -3.21%



Average Fleece Wool Prices (c/kg. clean)

Spinners and Good Topmaking Styles (AWEX Types MF4 and MF5)

Micron	100+mm	90mm	80mm	70mm	60mm	50mm	40mm	30mm	20mm	10mm
18.0				10749		9501				
18.5				10669	10266		8598	6304		
19.0				10479	9889	9244	8413			
19.5		10454	10301	10264	9792	9026	7949			
20.0			10288	10107	9767	8934	7802			
20.5		10114	10041	10076	9706	8328	7468			
21.0			10186	10250	9546	8053	7520			
21.5		10165	10065	10093	9454	8310				
22.0				10016	9466	8730				
22.5				9957	9337					
23.0										
23.5				9614						
24.0										

* Based on a minimum of 3 lots sold per category

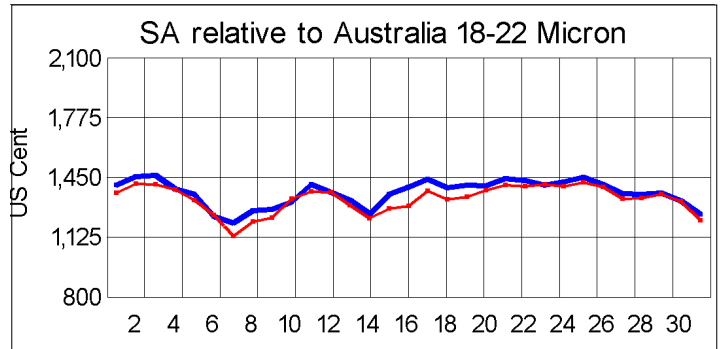
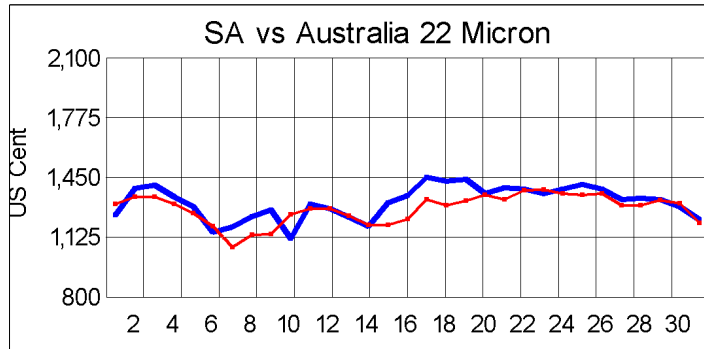
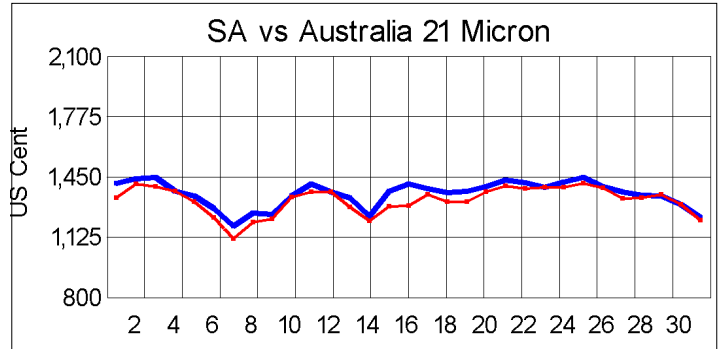
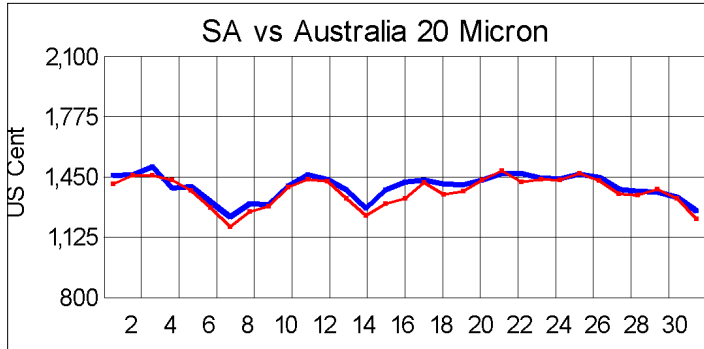
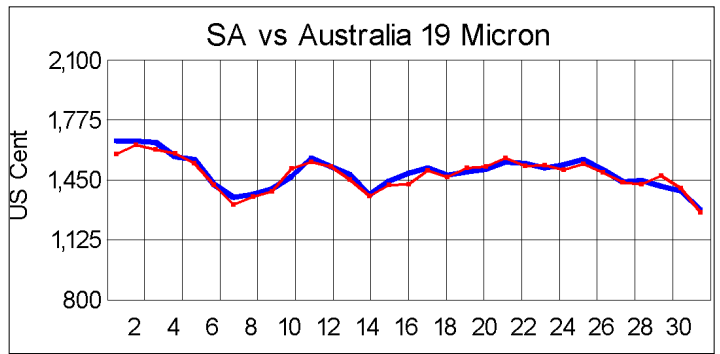
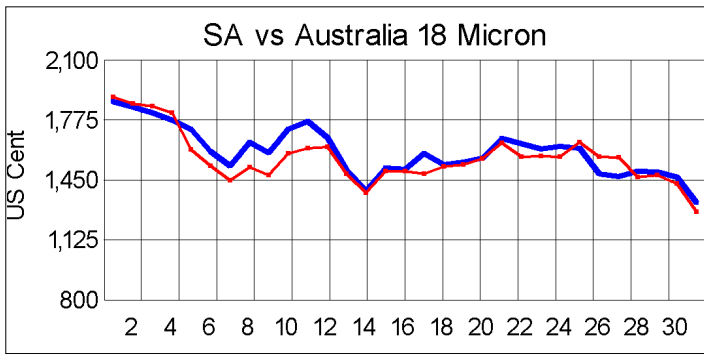
Average Topmaking Styles (AWEX MF6)

Micron	100+mm	90mm	80mm	70mm	60mm	50mm	40mm	30mm	20mm	10mm
18.0										
18.5										
19.0					9765					
19.5							7865			
20.0										
20.5										
21.0							7063			
21.5			9819	9719			6500			
22.0										
22.5										
23.0										
23.5						6857				
24.0										

* Based on a minimum of 3 lots sold per category

Other Selected Types/Qualities

	Long			Medium		
	19μ	20μ	21μ	19μ	20μ	21μ
Good Quality						
Lambswool	10295	10174	10314	8669	8742	7681
Bellies				8934	8315	
Locks			6728	7344	6905	6836
Average Quality						
Lambswool	10163	9395	9468	7509	6890	7471
Bellies	8729		8562	8258	7756	7222
Locks				6249	5916	5512
Inferior Quality						
Fleecewool	9346	9643	9310	7527	7843	8182
Lambswool				7112	7484	
Bellies				7718	7556	6867
Locks	3148	4465		4991	5045	4018



— SA in USc
— Aus in USc

— SA in USc
— Aus in USc

Market Commentary

WOOL PRICES SOFTEN AS EURO CRISIS DEEPENS

Port Elizabeth: Wool prices softened further at this week's sale, the penultimate sale of the season, as the crisis in the euro zone deepens, affecting business sentiment and the Cape Wools market indicator shed 2,5% to close at R95,69/kg (clean).

The drop came despite a softer rand against the US dollar. The rand weakened on mounting concerns about the outcome of a European Union leaders' summit on the euro-zone debt crisis. At R8,33, the rand was down 5,7% against the greenback compared with the average rate at the previous sale.

This week's offering comprised 8 271 bales of which 93% was cleaned. Major buyers were Standard Wool SA (3 182 bales), Lempriere SA (1 668 bales) and Modiano SA (1 240 bales).

Quality fleece wools, however, continued to attract good prices, but average to inferior types were heavily discounted.

The average clean prices for the different categories good top-making (MF5), long fleeces were as follows: 18 microns were 5,6% down at R106,63/kg, 18,5 microns dropped 5,6% to R106,24 /kg, 19 microns were 4,3% cheaper at R106,18/kg, 19,5 microns were down 5,1% to R103,10/kg, 20 microns shed 3% to close at R102,11/kg, 20,5 microns were down 3,6% at R101,05/kg, 21 microns dropped 1,2% to close at R101,62/kg, 21,5 microns were 2,5% cheaper at R100,60/kg and 22 microns shed 2,7% to close at R100,57 /kg.

No sale has been scheduled for next week. The final sale of the season will take place on 6 June when approximately 12 000 bales will be offered.