

National Weekly Wool Market Report

Season: 2011/2012

Sale Date: 17 & 18 April 2012



CAPE WOOLS SA

Tel: 27-41-4844301
 Fax: 27-41-4846792
 E-mail: stats@capewools.co.za
 Website: www.capewools.co.za

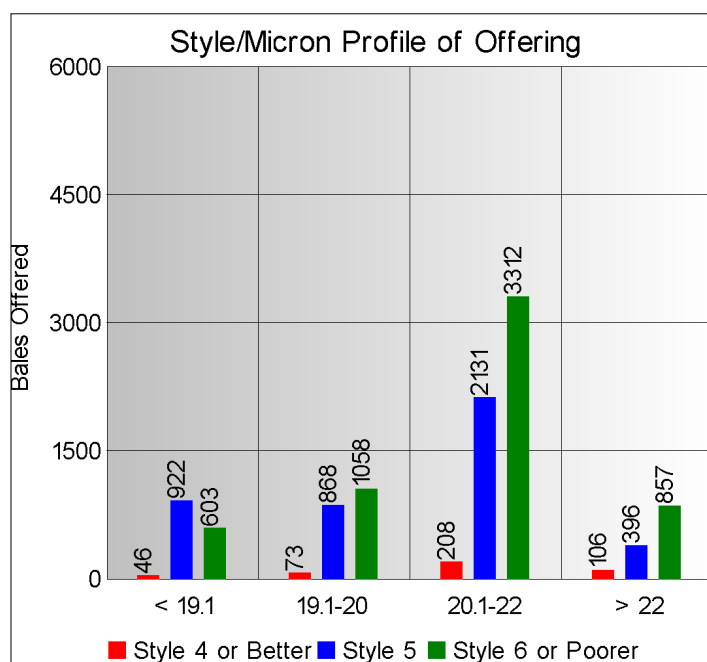
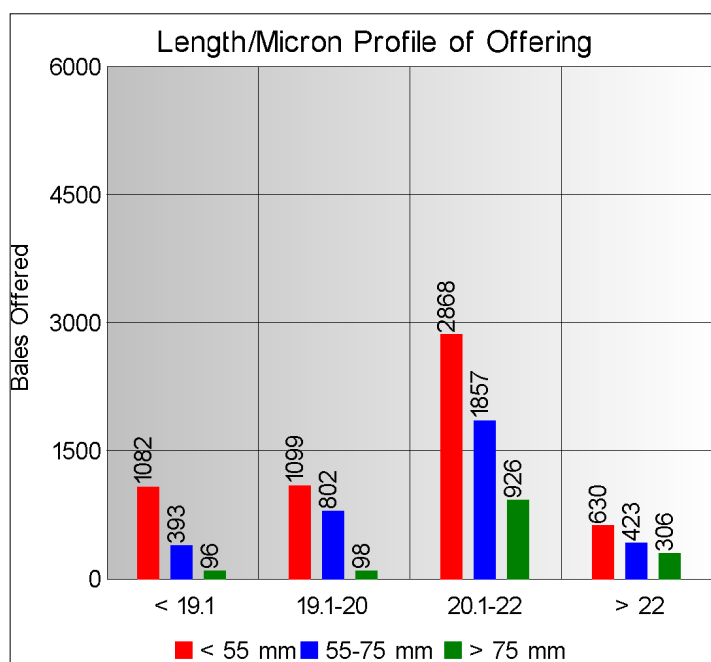
Market Indicators				Buyers			
Indicator Unit	Current Sale	Last Sale	Change	Company	Bales Purchased This Week	% of Purchases	Total Bales Purchased This Season
SA c/kg	9911	9943	-0.3%	Standard Wool SA	2961	28.0%	77519
Ave. to date (11/12)	9896	9896	0.0%	G Modiano SA	2660	25.1%	64677
Ave. to date (10/11)	6990			Lempriere SA	2399	22.7%	42820
US c/kg	1275	1289	-1.1%	Stucken & Co	1329	12.6%	42598
Euro c/kg	973	978	-0.5%	Segard Masurel SA	864	8.2%	16655
AWEX EMI	1168	1191	-1.9%	Chargeurs Wool SA	141	1.3%	4322
				Infinite Wool	30	0.3%	30
				New England Wool SA	17	0.2%	1134

Exchange Rates			
Currency Unit	This Week	Previous Week	% Change
R/USD	7.7736	7.7146	-0.8%
R/Euro	10.1831	10.1697	-0.1%
R/AUD	8.0716	7.9198	-1.9%
USD/AUD	1.0383	1.0263	-1.2%

Analysis of Offerings by Broker This Week (Bales)

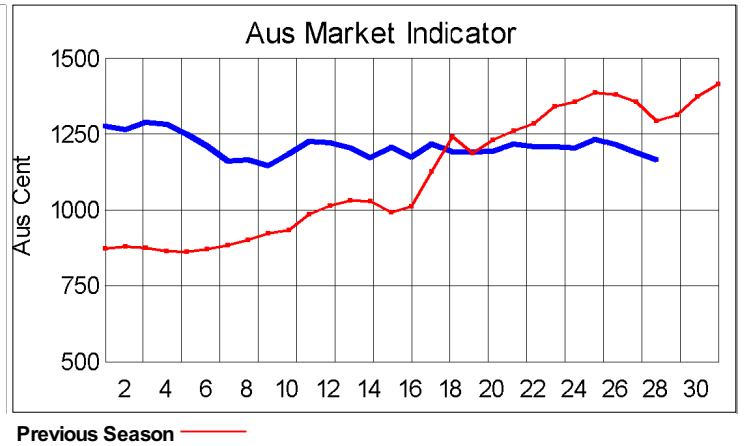
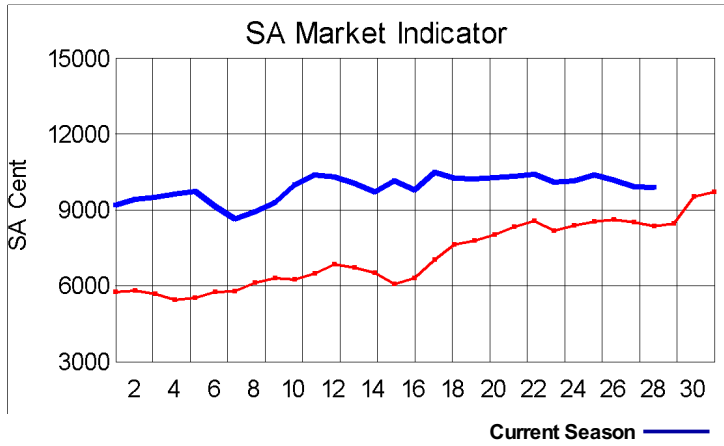
Broker	Merino Fleeces	Merino Bellies	Merino Lambs	Merino Backs	Merino Locks	* Other	Total	% Sold
BKB	3698	560	775	501	769	1243	7546	97.9%
CMW	702	184	171	59	99	511	1726	99.8%
MAS	121	3	29	2	54	291	500	98.8%
SBL	268	46	59	29	51	73	526	99.1%
VLW	98	25	71	4	22	62	282	96.8%
Total	4887	818	1105	595	995	2180	10580	98.3%

* Crossbred types, Coarse and Coloured and Inferior



Receipts 2011/2012 Season

Season to Date (Kg.) 39,450,543.9 Previous Season to Date 41,818,968.6 Percentage Change: -5.66%



Average Fleece Wool Prices (c/kg. clean)

Spinners and Good Topmaking Styles (AWEX Types MF4 and MF5)

Micron	100+mm	90mm	80mm	70mm	60mm	50mm	40mm	30mm	20mm	10mm
18.0		11574		11603						
18.5			11379	11271		10400	9796			
19.0				11130	10833	10257	9362			
19.5			11015	10711	10523	9870	9318			
20.0			10644	10607	10167	9471	9097			
20.5		10714	10624	10581	10123	9324	8769			
21.0			10182	10422	10001	9029	8196			
21.5			10447	10285	9748	8639	8030			
22.0			9952	10015	9406		7663			
22.5						7939				
23.0				9771						
23.5										
24.0			9401	8423						

* Based on a minimum of 3 lots sold per category

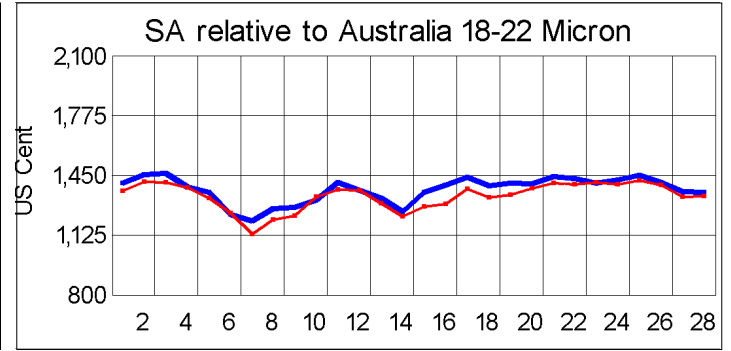
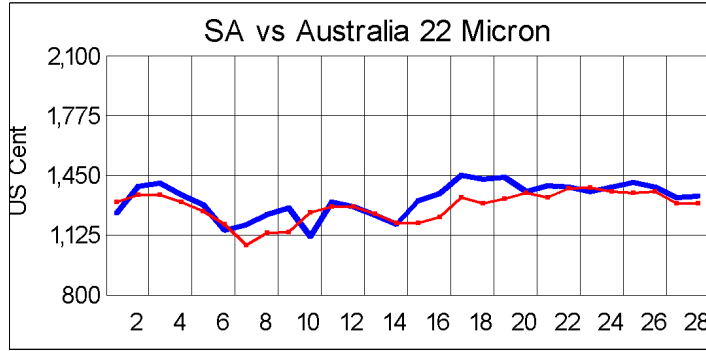
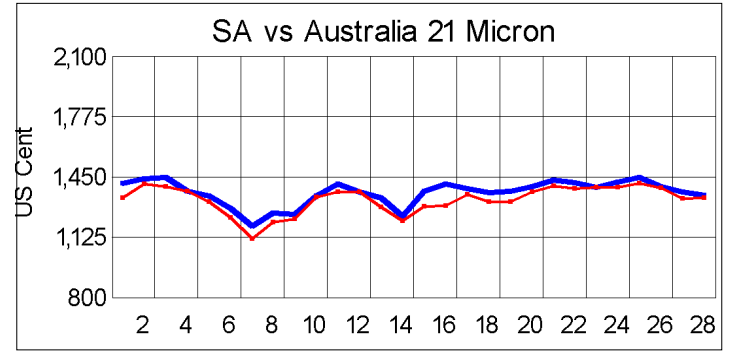
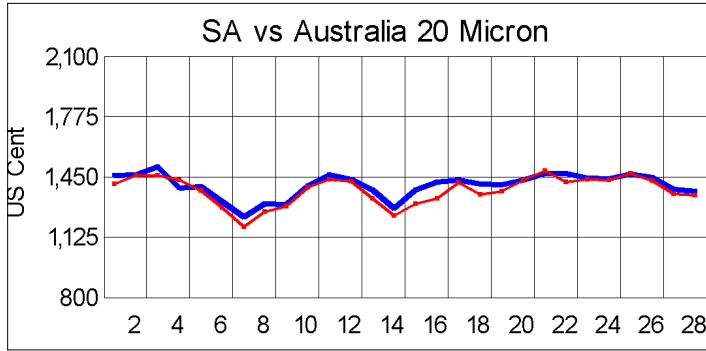
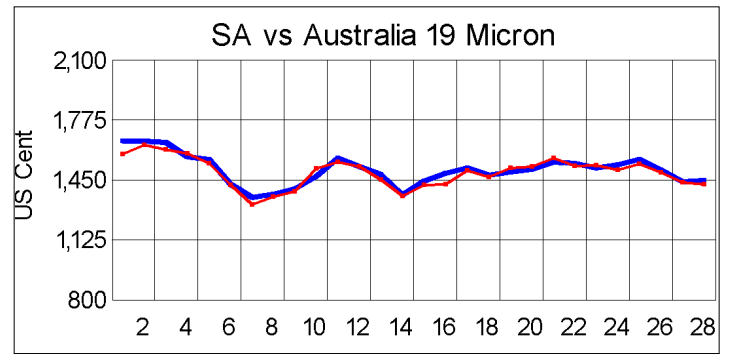
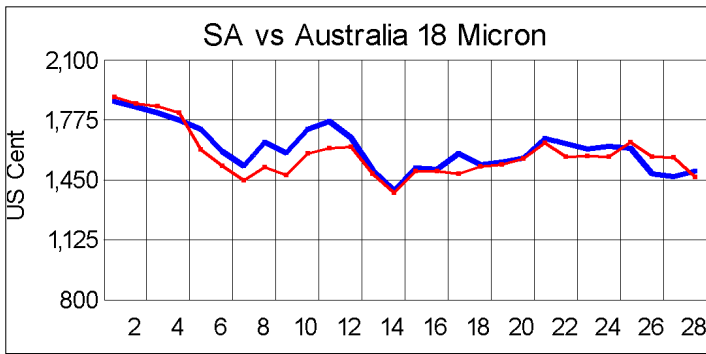
Average Topmaking Styles (AWEX MF6)

Micron	100+mm	90mm	80mm	70mm	60mm	50mm	40mm	30mm	20mm	10mm
18.0										
18.5								7863		
19.0										
19.5							9159			
20.0										
20.5				9708		8608	7820			
21.0							7073			
21.5						8539	7582			
22.0							7591			
22.5										
23.0										
23.5										
24.0										

* Based on a minimum of 3 lots sold per category

Other Selected Types/Qualities

	Long			Medium		
	19μ	20μ	21μ	19μ	20μ	21μ
Good Quality						
Lambswool	11023	10390	10365	9626	9244	9211
Bellies		9422		10110	9299	8610
Locks				7397	7435	7077
Average Quality						
Lambswool	10636	9953	7175	9027	9141	8676
Bellies		9536		9437	8799	6933
Locks				6923	5619	3805
Inferior Quality						
Fleecewool	10379	10030	8463	10060	9720	6189
Lambswool	10682	10126		9688	9881	
Bellies		8915		8433	8010	7526
Locks		6545		4336	4492	4069



— SA in USc
— Aus in USc

— SA in USc
— Aus in USc

Market Commentary

LITTLE CHANGE IN WOOL PRICES

Port Elizabeth: This week's sale saw the market moving sideways amid market uncertainty and Cape Wools Merino indicator closed at R99,11/kg (clean), which was down a negligible 0,3% compared with the previous sale a fortnight ago.

This nevertheless still is 18% higher than at the same sale last season.

The rand had depreciated 0,8% against the US dollar compared with the average rate at the previous season and was trading at R7,77. At R10,18, it was virtually unchanged against the euro.

A high sales percentage of 98% was achieved. Major buyers were Standard Wool SA (2 961 bales), Modiano SA (2 660 bales), Lempriere SA (2 399 bales), and Stucken & Co (1 329 bales).

The finer end of the market once again posted the largest decreases, with 18 microns falling by almost 6%, while some medium categories were slightly dearer.

The average clean prices for the different categories good top-making (MF5), long fleeces were as follows: 18 microns were down 5,9% at R114,21/kg, 18,5 microns dropped 3,5% to R113,10/kg, 19 microns were up a slight 0,2% at R111,12/kg, 19,5 microns were 0,4% dearer at R108,59/kg, 20 microns increased by 0,3% to close at R105,23/kg, 20,5 microns were up 2,6% at R105,48/kg, 21 microns gained by 1,1% to close at R104,20/kg and 21,5 microns were 1,4% dearer at R102,94/kg. There were no quotes for 22 microns.

Next week will see small offering of approximately 5 500 bales.