

# National Weekly Wool Market Report

Season: 2011/2012

Sale Date: 26&27 March 2012



CAPE WOOLS SA

Tel: 27-41-4844301

Fax: 27-41-4846792

E-mail: stats@capewools.co.za

Website: www.capewools.co.za

Market Indicators				Buyers			
Indicator Unit	Current Sale	Last Sale	Change	Company	Bales Purchased This Week	% of Purchases	Total Bales Purchased This Season
SA c/kg	10206	10417	-2.0%	Standard Wool SA	3026	23.6%	73327
Ave. to date (11/12)	9894	9881	0.1%	Stucken & Co	3015	23.5%	40491
Ave. to date (10/11)	6878			Lempriere SA	2609	20.4%	39000
US c/kg	1348	1387	-2.8%	G Modiano SA	2247	17.5%	60952
Euro c/kg	1011	1062	-4.9%	Segard Masurel SA	1443	11.3%	15076
AWEX EMI	1216	1234	-1.5%	Chargeurs Wool SA	320	2.5%	3997
				New England Wool SA	29	0.2%	1107

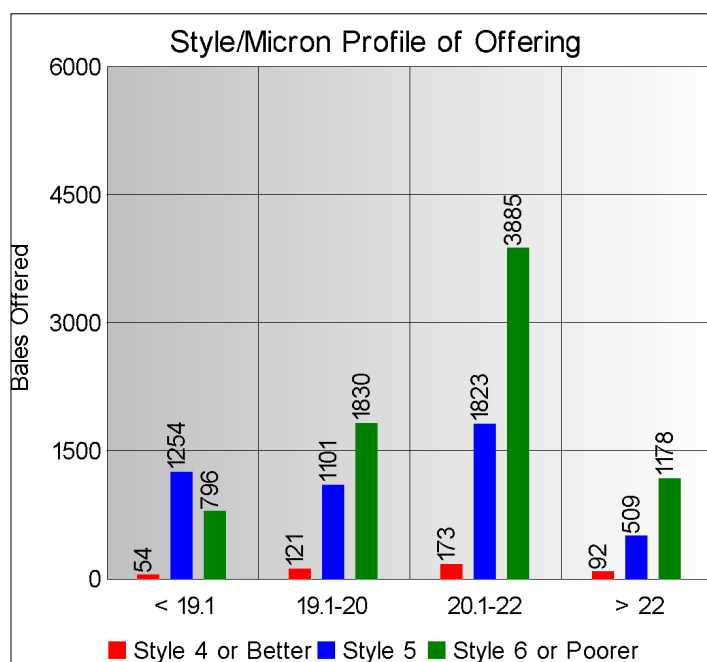
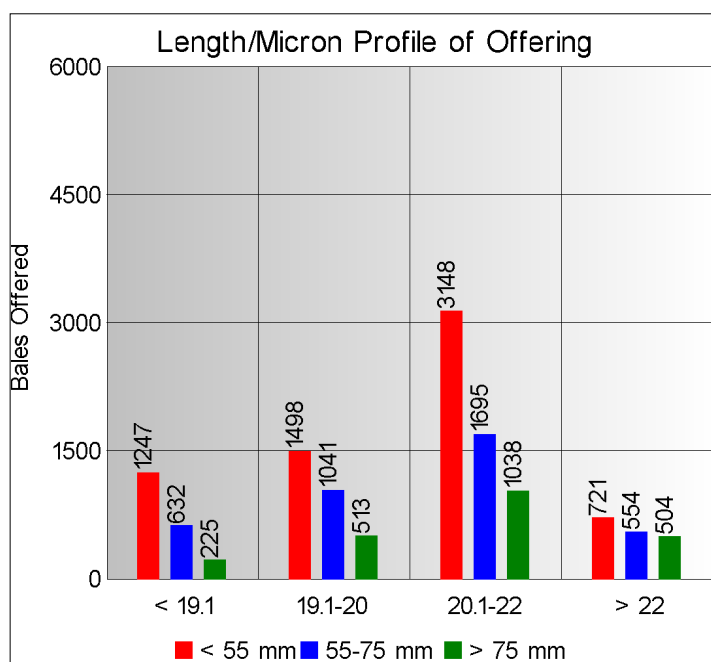
  

Exchange Rates			
Currency Unit	This Week	Previous Week	% Change
R/USD	7.5693	7.5117	-0.8%
R/Euro	10.0982	9.8053	-3.0%
R/AUD	7.8880	7.8861	-0.0%
USD/AUD	1.0419	1.0499	0.8%

## Analysis of Offerings by Broker This Week (Bales)

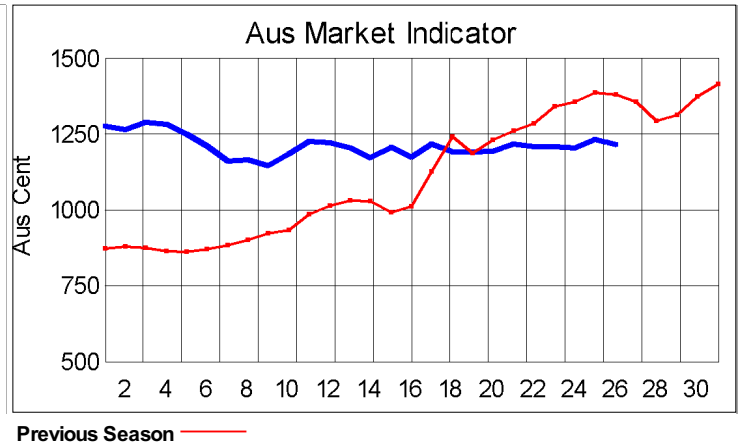
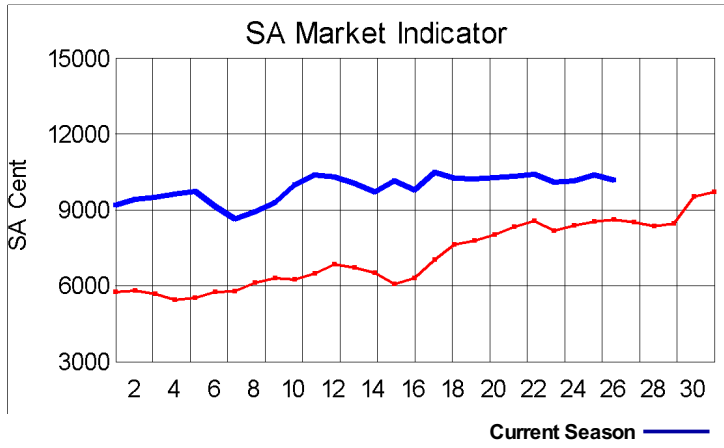
Broker	Merino Fleeces	Merino Bellies	Merino Lambs	Merino Backs	Merino Locks	* Other	Total	% Sold
BKB	3184	543	707	529	756	1723	7442	99.3%
CMW	1476	295	408	186	210	545	3120	99.3%
MAS	515	72	49	61	155	546	1398	98.6%
SBL	231	30	45	21	48	36	411	100.0%
VLW	174	34	54	16	35	132	445	93.3%
<b>Total</b>	<b>5580</b>	<b>974</b>	<b>1263</b>	<b>813</b>	<b>1204</b>	<b>2982</b>	<b>12816</b>	<b>99.0%</b>

\* Crossbred types, Coarse and Coloured and Inferior



## Receipts 2011/2012 Season

Season to Date (Kg.) 37,985,425.9      Previous Season to Date 39,451,604.8      Percentage Change: -3.72%



**Average Fleece Wool Prices (c/kg. clean)**

**Spinners and Good Topmaking Styles (AWEX Types MF4 and MF5)**

Micron	100+mm	90mm	80mm	70mm	60mm	50mm	40mm	30mm	20mm	10mm
18.0				11961	11577	11238				
18.5		11571	11645	11550	11078	11033	10532			
19.0		11428	11490	11441	11051	10624	10368			
19.5		11286	11199	11081	10693	10341	9372	6829		
20.0		10874	10852	10768	10500	9983	9132			
20.5		10721	10713	10690	10479	9777	9186			
21.0		10631	10586	10589	10332	9584	9312			
21.5		10472	10451	10521	10048	9454	8810			
22.0			10370	10238	10000	9221	8517			
22.5			10221	10147	9842	8782				
23.0			10180			7880				
23.5			9740							
24.0										

\* Based on a minimum of 3 lots sold per category

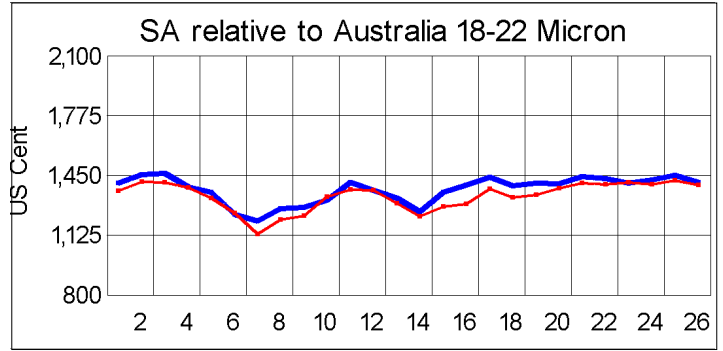
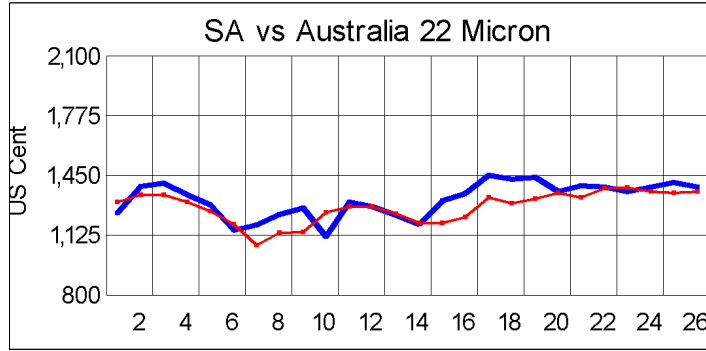
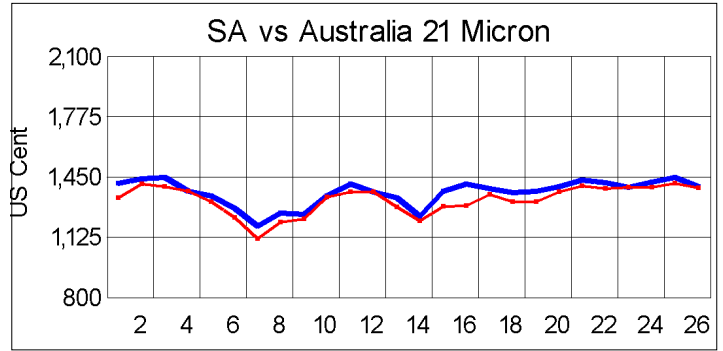
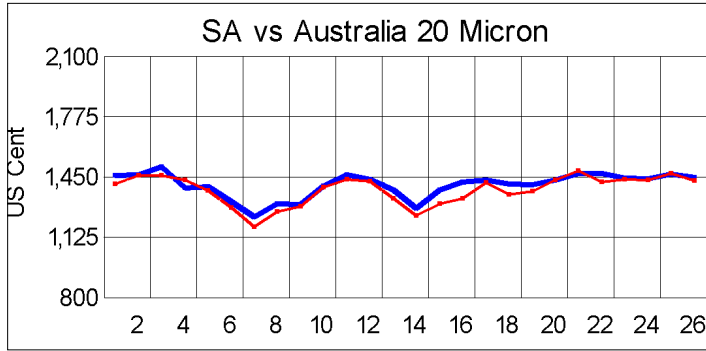
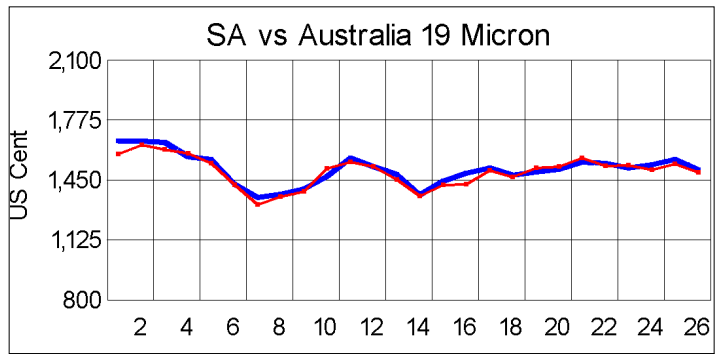
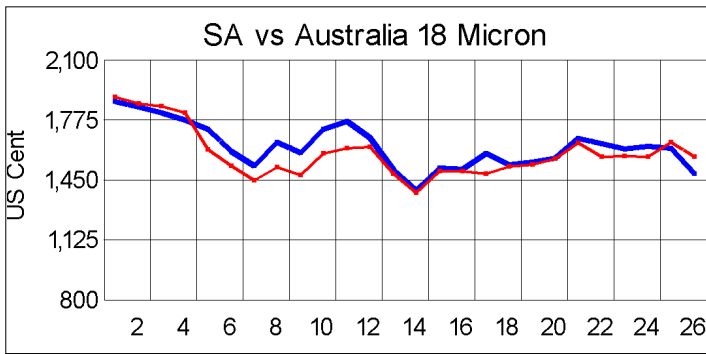
**Average Topmaking Styles (AWEX MF6)**

Micron	100+mm	90mm	80mm	70mm	60mm	50mm	40mm	30mm	20mm	10mm
18.0										
18.5										
19.0				10887						
19.5						10070	8661			
20.0				10095	10154	10123				
20.5						10118				
21.0					9848	9515	7634			
21.5					10209	9163	8367			
22.0										
22.5										
23.0										
23.5										
24.0										

\* Based on a minimum of 3 lots sold per category

**Other Selected Types/Qualities**

	Long			Medium		
	19μ	20μ	21μ	19μ	20μ	21μ
<b>Good Quality</b>						
Lambswool	11165	10725	10278	10528	10018	9748
Bellies		10229		9785	10054	
Locks	9852			8646	8572	7119
<b>Average Quality</b>						
Lambswool	10815	10522	10597	10145	9654	9040
Bellies	10414	9863		9965	9270	8499
Locks				7805	7018	4660
<b>Inferior Quality</b>						
Fleecewool	10623	10319	9827	10474	7729	7713
Lambswool	10698			9963		7567
Bellies	10449	9302	9209	9847	8958	7848
Locks			8102	7281	5530	4735



— SA in USc  
— Aus in USc

— SA in USc  
— Aus in USc

## Market Commentary

### WOOL PRICES SOFTER

The market was softer at this week's sale and Cape Wools' Merino indicator dropped 2% compared with the previous sale a fortnight ago to close at R102,06/kg (clean). This was in line with Australia where prices have been easing since last week.

Prices nevertheless were 18% higher than at the same sale last season. The indicator has remained above the R100/kg level since the first sale in January. It also is almost 15% above the season's lowest level posted in the first week of October last year.

The rand was trading at R7,56 against the US dollar, which was 0,8% down on average rate two weeks ago. At R10,10, the rand had depreciated by 3% against the euro. This week's offering totalled 12 816 bales of which 99% was sold.

Major buyers were Standard Wool SA (3 036 bales), Stucken & Co (3 015 bales), Lempriere SA (2 609 bales), Modiano SA (2 247 bales) and Segard Masurel (1 443 bales).

Prices were down across the board but the finer end of the market saw the biggest declines, with 18 microns dropping 4%. The average clean prices for the different categories good top-making (MF5), long fleeces were as follows: 18 microns were down 4% at R119,54/kg, 18,5 microns dropped 5,3% to R115,57/kg, 19 microns were 2,4% softer at R112,86/kg, 19,5 microns were 1,6% cheaper at R111,54/kg, 20 microns softened by 2% to close at R108,29/kg, 20,5 microns were down 1,9% at R105,99/kg, 21 microns shed by 1,1% to close at R105,38/kg and 21,5 microns were 1,2% cheaper at R104,39/kg. There were no quotes for 22 microns.

Approximately 5 000 bales have been scheduled for next week. There are only six more sales remaining before the final sale of the season on 6 June.