

# National Weekly Wool Market Report

Season: 2011/2012

Sale Date: 6&7 March 2012



CAPE WOOLS SA

Tel: 27-41-4844301

Fax: 27-41-4846792

E-mail: stats@capewools.co.za

Website: www.capewools.co.za

Market Indicators				Buyers			
Indicator Unit	Current Sale	Last Sale	Change	Company	Bales Purchased This Week	% of Purchases	Total Bales Purchased This Season
SA c/kg	10179	10117	0.6%	Standard Wool SA	4995	38.3%	68805
Ave. to date (11/12)	9859	9845	0.1%	G Modiano SA	2641	20.2%	56511
Ave. to date (10/11)	6735			Stucken & Co	2231	17.1%	36306
US c/kg	1340	1363	-1.7%	Lempriere SA	1902	14.6%	34857
Euro c/kg	1020	1012	0.8%	Segard Masurel SA	895	6.9%	13331
AWEX EMI	1206	1210	-0.3%	Chargeurs Wool SA	83	0.6%	3552
				New England Wool SA	22	0.2%	1072

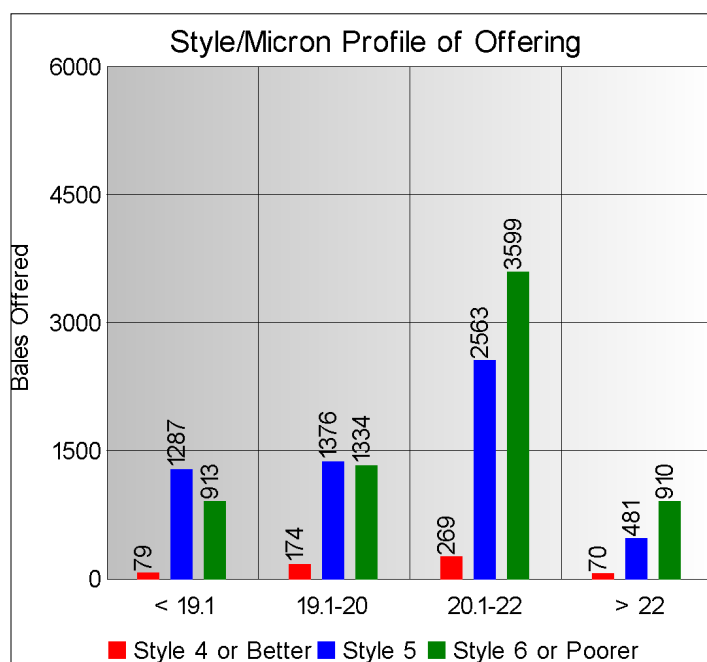
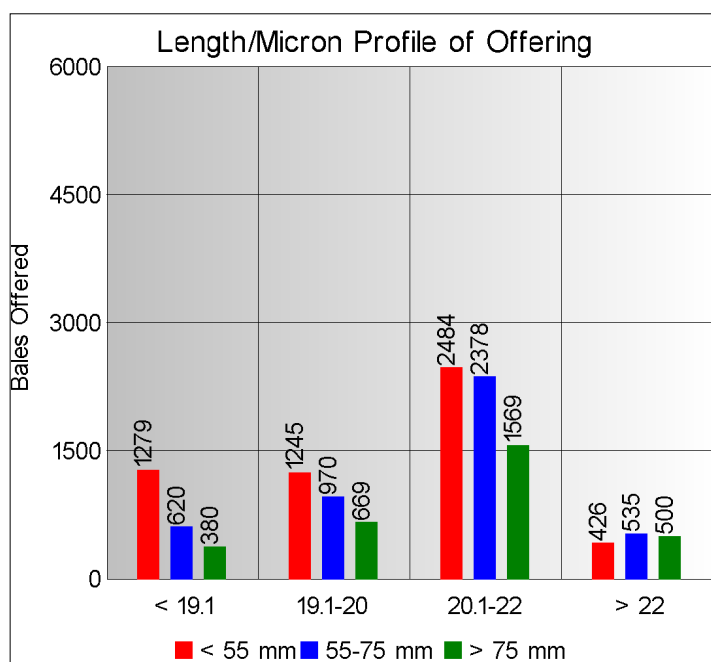
  

Exchange Rates			
Currency Unit	This Week	Previous Week	% Change
R/USD	7.5955	7.4246	-2.3%
R/Euro	9.9760	9.9952	0.2%
R/AUD	8.0193	8.0208	0.0%
USD/AUD	1.0557	1.0801	2.3%

## Analysis of Offerings by Broker This Week (Bales)

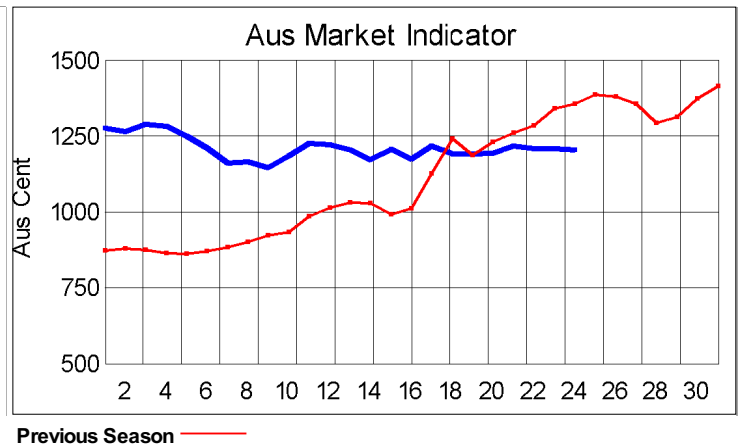
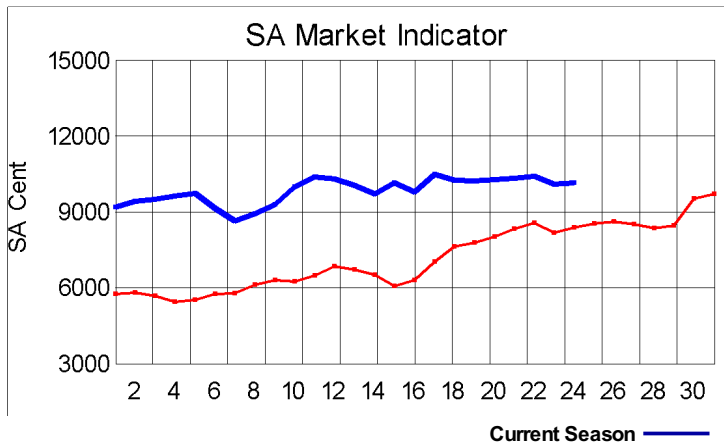
Broker	Merino Fleeces	Merino Bellies	Merino Lambs	Merino Backs	Merino Locks	* Other	Total	% Sold
BKB	4391	655	771	659	695	1603	8774	98.9%
CMW	1459	167	333	235	119	435	2748	95.8%
MAS	271	33	101	16	80	430	931	92.2%
SBL	138	27	23	20	36	48	292	100.0%
VLW	130	29	56	18	24	53	310	100.0%
<b>Total</b>	<b>6389</b>	<b>911</b>	<b>1284</b>	<b>948</b>	<b>954</b>	<b>2569</b>	<b>13055</b>	<b>97.8%</b>

\* Crossbred types, Coarse and Coloured and Inferior



## Receipts 2011/2012 Season

Season to Date (Kg.) 35,455,961.1      Previous Season to Date 37,008,458.8      Percentage Change: -4.19%



**Average Fleece Wool Prices (c/kg. clean)**

**Spinners and Good Topmaking Styles (AWEX Types MF4 and MF5)**

Micron	100+mm	90mm	80mm	70mm	60mm	50mm	40mm	30mm	20mm	10mm
18.0			12170	12008		10121				
18.5			11777	11666	11400	11000	10603			
19.0		11557	11442	11399	11298	10563	9073			
19.5		11044	11171	11092	10449	10319	9586			
20.0		11000	10889	10903	10699	9917	9427			
20.5		10750	10750	10731	10523	9621	7882			
21.0		10698	10655	10677		9328	8199			
21.5			10641	10473	10135	9172				
22.0		10401	10423	10376	9852					
22.5			10312	10285						
23.0			10343	10172						
23.5										
24.0										

\* Based on a minimum of 3 lots sold per category

**Average Topmaking Styles (AWEX MF6)**

Micron	100+mm	90mm	80mm	70mm	60mm	50mm	40mm	30mm	20mm	10mm
18.0										
18.5										
19.0										
19.5				11101			8943			
20.0				10503	10389	9917				
20.5			10376	10673	10044	9592	8098			
21.0				9765						
21.5			9843	10420						
22.0			9721	9720						
22.5			9321			7889				
23.0										
23.5										
24.0										

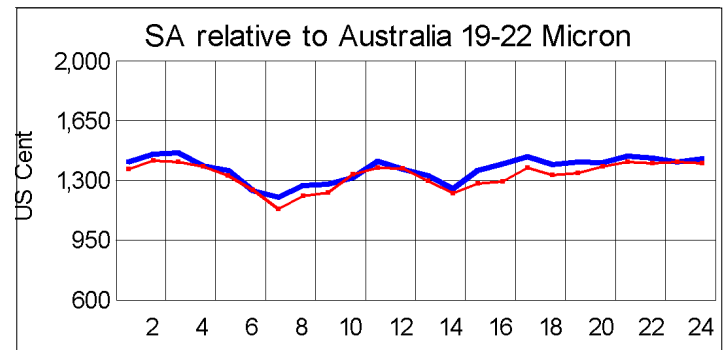
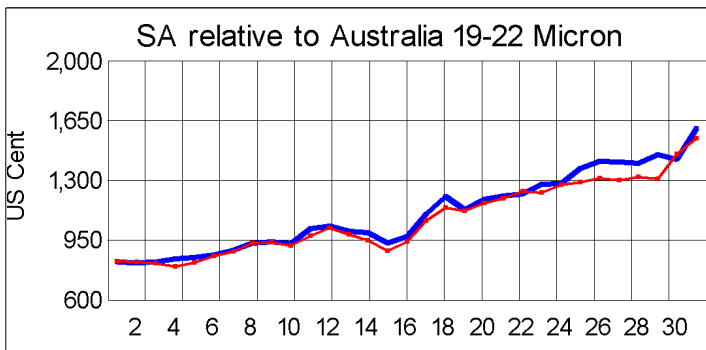
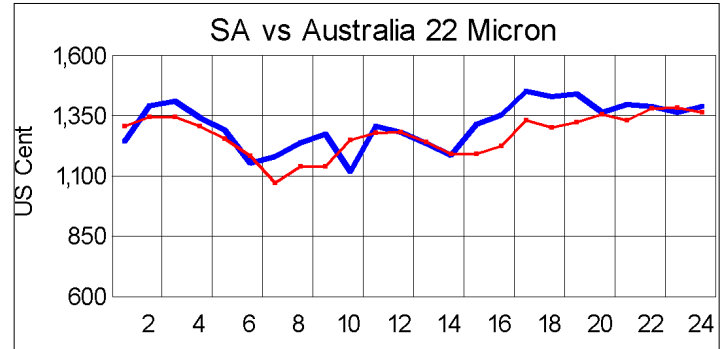
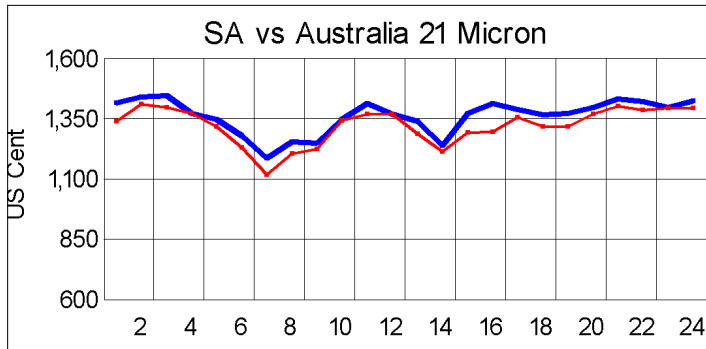
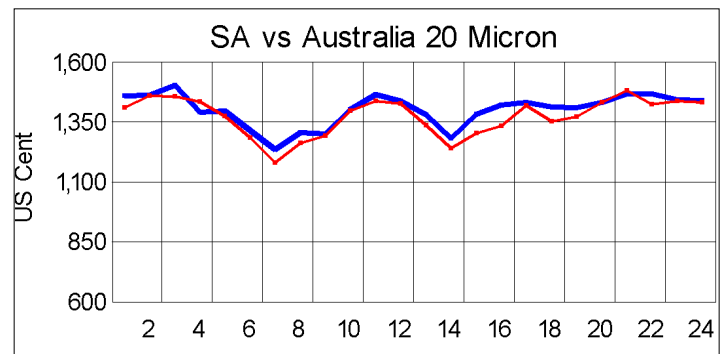
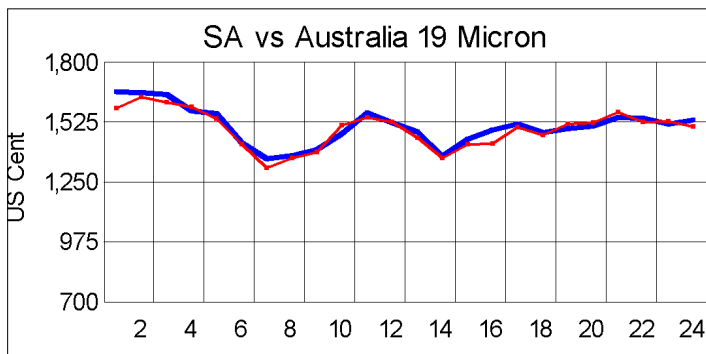
\* Based on a minimum of 3 lots sold per category

**Other Selected Types/Qualities**

**Long**

**Medium**

	19μ	20μ	21μ	19μ	20μ	21μ
<b>Good Quality</b>						
Lambswool	11288	10864	10387	10303	9776	9337
Bellies	10568	10043		10130	10081	9000
Locks				8586	8300	7135
<b>Average Quality</b>						
Lambswool	11183	10119	9197	9921	9292	9306
Bellies	10091	9918	9260	10168	9087	8872
Locks	7742			7816	6876	6179
<b>Inferior Quality</b>						
Fleecewool	10534	10363	9846	8416	9236	8687
Lambswool	10837	9778		8816	9974	
Bellies	10166	10090	8800	9905	9098	8450
Locks			5287	5224	4724	4100



— SA in USc  
— Aus in USc

— SA in USc  
— Aus in USc

## Market Commentary

### WEAKER RAND SUPPORTS WOOL MARKET

**PORT ELIZABETH:** A softer rand supported wool prices at this week's sale and the Cape Wools Merino indicator gained 0,6% to close at R101,79/kg (clean).

This is a 21% improvement on the same sale last season and up 10,6% on the opening level.

The rand came off its stronger levels of the past week, trading at R7,59 against the US dollar, which was a 2,3% devaluation on last week's average rate. At R9,97, the rand was a marginal 0,2% down against the euro.

It was a large offering of 13 955 bales and a high sales percentage of 98% was achieved. This probably is as a result of buyers stocking up since next week's offering will be considerably smaller, while there will be no sale in the week of 19 March due to a public holiday.

Major buyers were Standard Wool SA (4 995 bales), Modiano SA (2 641 bales), Stucken & Co (2 231 bales) and Lempriere SA (1 902 bales).

Prices for long fleeces were up across the board, but the finer micron ranges performed better at this week's sale, gaining up to 3% in some instances.

The average clean price for the different categories good top-making (MF5), long fleeces were as follows: 19 microns were up 0,7% at R114,46/kg, 19,5 microns were 33% dearer at R110,97/kg, 20 microns gained by 1,8% to R108,89/kg, 20,5 microns were 2,6% dearer at R107,35/kg; 21 microns strengthened by 2,4% to close at R106,09/kg, 21,5 microns were up 0,7% at R105,23/kg and 22 microns rose by 0,8% to R103,68/kg.

Approximately 7 000 bales will be on offer at next week's sale.