

# National Weekly Wool Market Report

Season: 2011/2012

Sale Date: 21&22 February 2012



CAPE WOOLS SA

Tel: 27-41-4844301

Fax: 27-41-4846792

E-mail: stats@capewools.co.za

Website: www.capewools.co.za

Market Indicators				Buyers			
Indicator Unit	Current Sale	Last Sale	Change	Company	Bales Purchased This Week	% of Purchases	Total Bales Purchased This Season
SA c/kg	10437	10354	0.8%	Standard Wool SA	2956	27.3%	61563
Ave. to date (11/12)	9833	9804	0.3%	Lempriere SA	2199	20.3%	31591
Ave. to date (10/11)	6592			G Modiano SA	2145	19.8%	52149
US c/kg	1359	1382	-1.6%	Stucken & Co	1841	17.0%	32590
Euro c/kg	1027	1041	-1.3%	Segard Masurel SA	801	7.4%	11895
AWEX EMI	1211	1219	-0.7%	Chargeurs Wool SA	328	3.0%	3188
				New England Wool SA	57	0.5%	1039

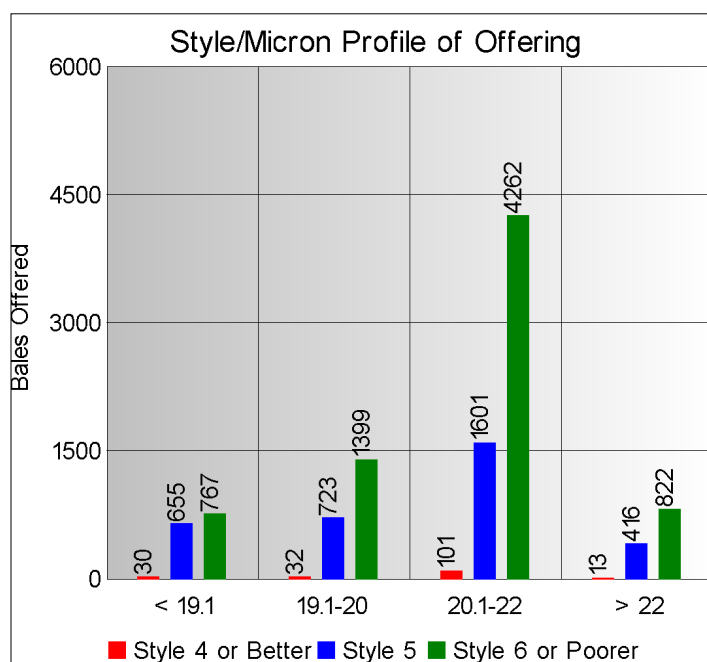
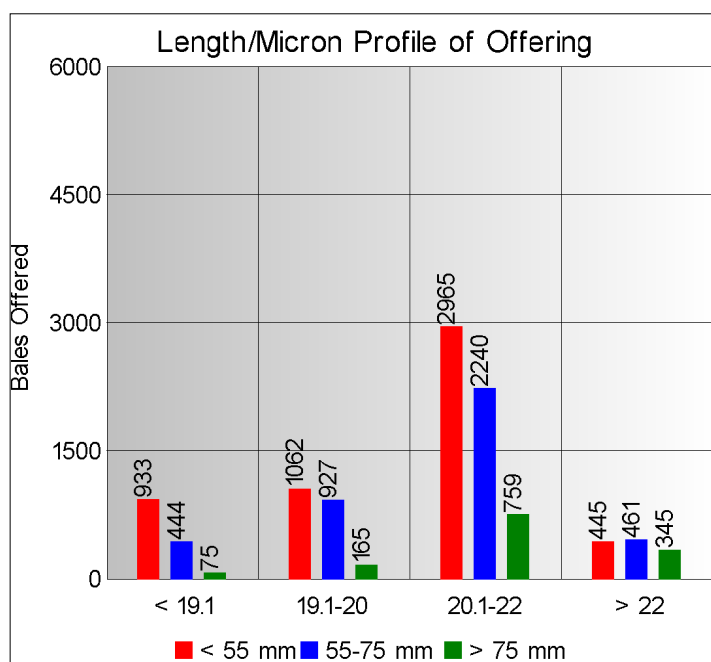
  

Exchange Rates			
Currency Unit	This Week	Previous Week	% Change
R/USD	7.6790	7.4943	-2.5%
R/Euro	10.1623	9.9463	-2.2%
R/AUD	8.1791	8.1141	-0.8%
USD/AUD	1.0648	1.0831	1.7%

## Analysis of Offerings by Broker This Week (Bales)

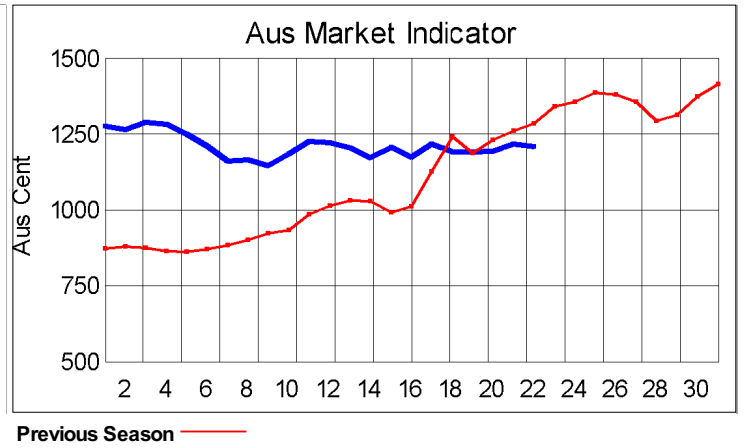
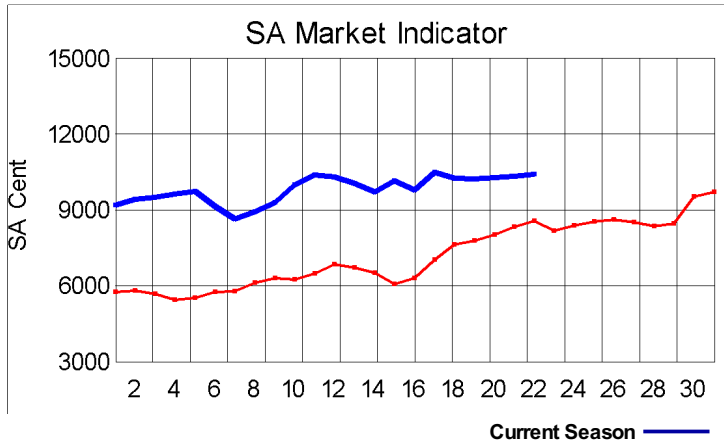
Broker	Merino Fleeces	Merino Bellies	Merino Lambs	Merino Backs	Merino Locks	* Other	Total	% Sold
BKB	2470	482	484	692	703	1949	6780	97.0%
CMW	1207	298	295	183	224	738	2945	91.2%
MAS	165	21	30	8	16	58	298	96.3%
SBL	85	30	24	15	29	118	301	95.7%
VLW	232	48	43	17	48	109	497	99.0%
<b>Total</b>	<b>4159</b>	<b>879</b>	<b>876</b>	<b>915</b>	<b>1020</b>	<b>2972</b>	<b>10821</b>	<b>95.4%</b>

\* Crossbred types, Coarse and Coloured and Inferior



## Receipts 2011/2012 Season

Season to Date (Kg.) 33,349,588.7      Previous Season to Date 34,905,191.1      Percentage Change: -4.46%



**Average Fleece Wool Prices (c/kg. clean)**

**Spinners and Good Topmaking Styles (AWEX Types MF4 and MF5)**

Micron	100+mm	90mm	80mm	70mm	60mm	50mm	40mm	30mm	20mm	10mm
18.0					11862					
18.5				11884	11737	11385				
19.0				11515	11501	11306	11535			
19.5			11313	11365	11069	10885	11140			
20.0			10920	10946	10785	10527	10086			
20.5			10944	10832	10646	10270	9963			
21.0			10772	10887	10310	9972	10161			
21.5			10666	10626	9774		9958			
22.0			10621	10604						
22.5				10495			7757			
23.0										
23.5										
24.0										

\* Based on a minimum of 3 lots sold per category

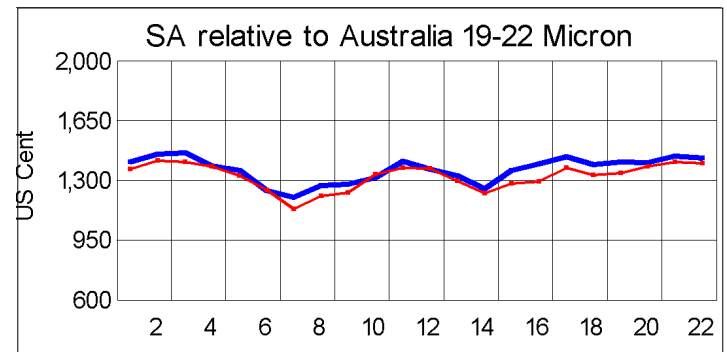
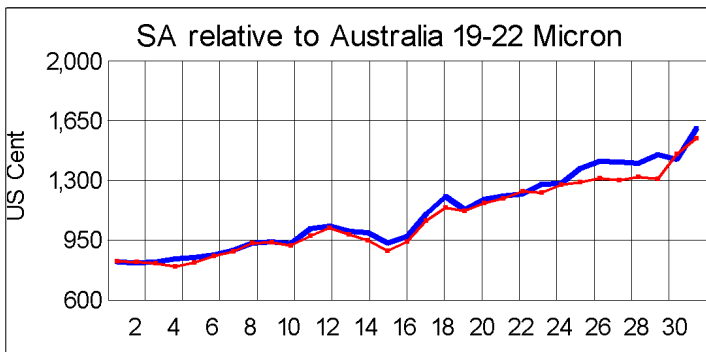
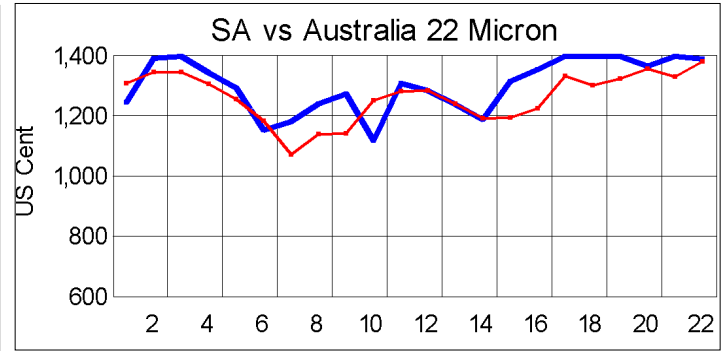
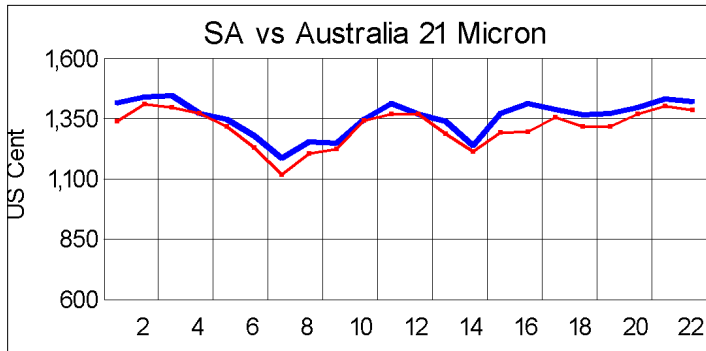
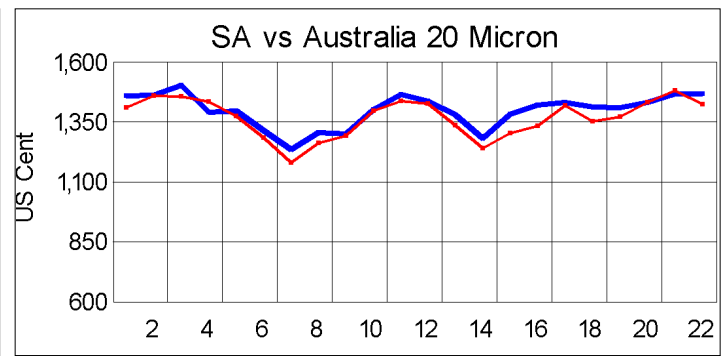
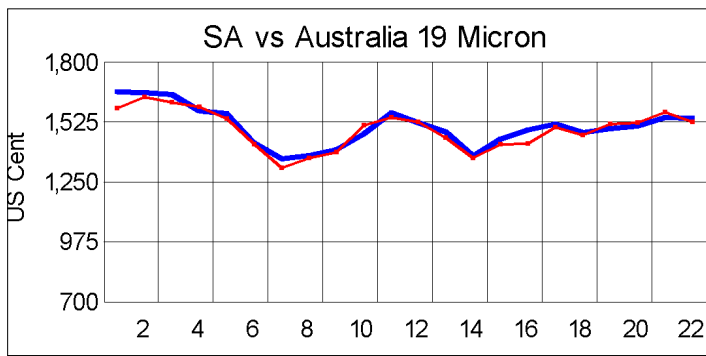
**Average Topmaking Styles (AWEX MF6)**

Micron	100+mm	90mm	80mm	70mm	60mm	50mm	40mm	30mm	20mm	10mm
18.0										
18.5										
19.0						11179				
19.5					10977					
20.0				10721	10441					
20.5				10770	9484					
21.0										
21.5				9722	9918					
22.0						8242				
22.5										
23.0										
23.5										
24.0										

\* Based on a minimum of 3 lots sold per category

**Other Selected Types/Qualities**

	Long			Medium		
	19μ	20μ	21μ	19μ	20μ	21μ
<b>Good Quality</b>						
Lambswool	11480	10965	10561	10787	10166	9180
Bellies		10522	9868	10203	10241	
Locks				9375	7504	5956
<b>Average Quality</b>						
Lambswool	11330	8869	9275	9956	8157	8763
Bellies	10481	9816	9296	10562	8987	8146
Locks				7195	6402	4468
<b>Inferior Quality</b>						
Fleecewool	11120	10406	10139	10481	9752	
Lambswool	11032				10423	
Bellies		9584	9584	10432	6130	7377
Locks				6328	4829	4874



— SA in USc  
— Aus in USc

— SA in USc  
— Aus in USc

## Market Commentary

### WOOL PRICES SLIGHTLY DEARER

**PORT ELIZABETH:** Prices improved slightly at this week's sale on the back of a weaker rand and keen interest from all sectors of the trade. The Cape Wools' Merino indicator gained 0,8 % compared with the previous sale a fortnight ago to close at R104,37/kg (clean).

This means the indicator remains firmly above the key R100/kg level and currently is only slightly lower than the seasonal high of R105,15/kg fetched at the first sale in January. This is in contrast with the Australian market where prices declined.

The rand, at R7,69, was 2,5% weaker against the US dollar than the average rate two weeks ago, which supported the market. It had softened by 2,2% against the euro, trading at R 10,16.

A total of 10 821 bales was offered of which 95% was sold. Major buyers were Standard Wool SA (2 956 bales), Lempriere SA (2 199 bales), Modiano SA (2 145 bales) and Stucken & Co (1 841 bales).

The finer fleece wools posted lower prices, but quality medium fleeces gained up to 2,5%.

The average clean price for the different categories good top-making (MF5), long fleeces were as follows: 19 microns were down a negligible 0,4% at R117,34/kg, 19,5 microns were 2% cheaper at R113,01/kg, 20 microns softened by 1,6% to R109,42/kg, 20,5 microns were 1% dearer at R107,23/kg; 21 microns gained 1,3% to close at R106,62/kg, and 21,5 microns were up 2,5% at R106,15/kg.

Approximately 8 000 bales will be on offer at next week's sale.