

# National Weekly Wool Market Report

Season: 2011/2012

Sale Date: 17&18 January 2012



CAPE WOOLS SA

Tel: 27-41-4844301

Fax: 27-41-4846792

E-mail: stats@capewools.co.za

Website: www.capewools.co.za

Market Indicators				Buyers			
Indicator Unit	Current Sale	Last Sale	Change	Company	Bales Purchased This Week	% of Purchases	Total Bales Purchased This Season
SA c/kg	10265	10515	-2.4%	G Modiano SA	4548	32.6%	43663
Ave. to date (11/12)	9721	9689	0.3%	Standard Wool SA	3574	25.6%	52400
Ave. to date (10/11)	6236			Lempriere SA	2034	14.6%	24283
US c/kg	1287	1304	-1.3%	Stucken & Co	1530	11.0%	26719
Euro c/kg	1006	1023	-1.6%	Segard Masurel SA	685	4.9%	8679
AWEX EMI	1193	1219	-2.1%	Chargeurs Wool SA	353	2.5%	2143
				New England Wool SA	143	1.0%	934

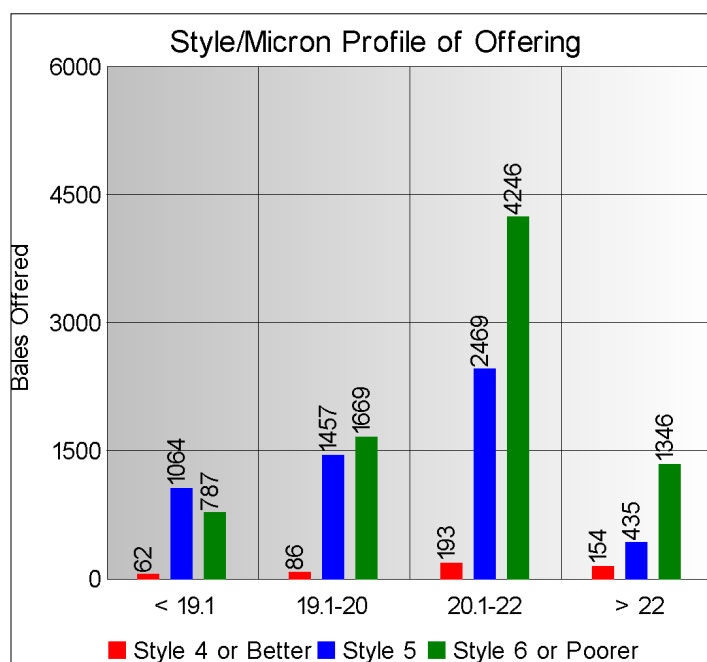
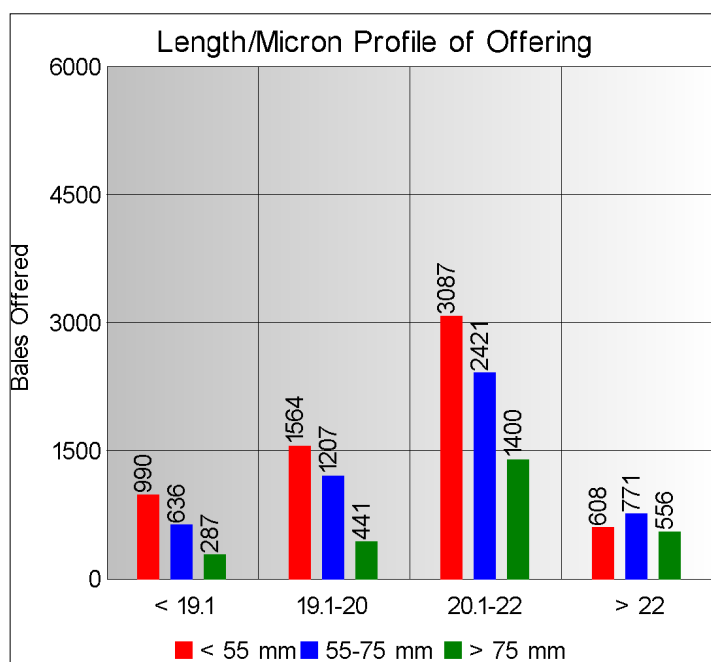
  

Exchange Rates			
Currency Unit	This Week	Previous Week	% Change
R/USD	7.9754	8.0654	1.1%
R/Euro	10.2010	10.2819	0.8%
R/AUD	8.2879	8.3067	0.2%
USD/AUD	1.0389	1.0298	-0.9%

## Analysis of Offerings by Broker This Week (Bales)

Broker	Merino Fleeces	Merino Bellies	Merino Lambs	Merino Backs	Merino Locks	* Other	Total	% Sold
BKB	3805	682	636	845	596	1621	8185	96.6%
CMW	1632	197	332	157	168	754	3240	88.3%
MAS	583	66	100	34	98	506	1387	71.9%
SBL	288	79	35	42	89	169	702	93.3%
VLW	262	38	43	21	35	55	454	98.2%
<b>Total</b>	<b>6570</b>	<b>1062</b>	<b>1146</b>	<b>1099</b>	<b>986</b>	<b>3105</b>	<b>13968</b>	<b>92.1%</b>

\* Crossbred types, Coarse and Coloured and Inferior

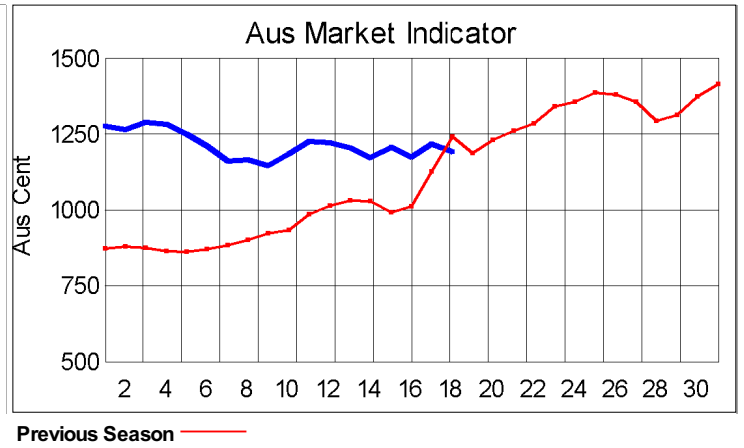
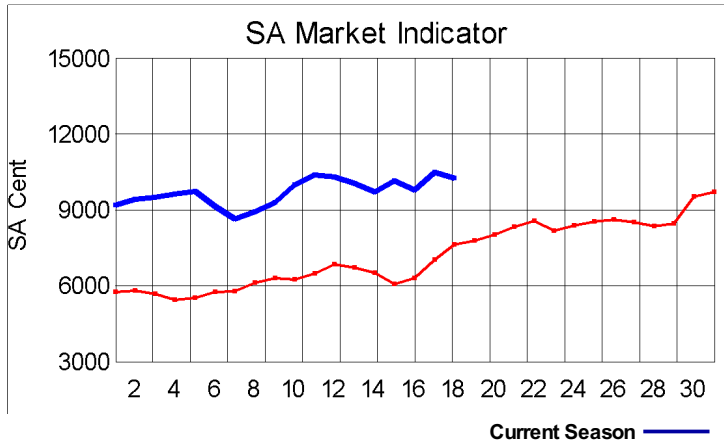


## Receipts 2011/2012 Season

Season to Date (Kg.) 26,797,020.4

Previous Season to Date 29,556,150.9

Percentage Change: -9.34%



**Average Fleece Wool Prices (c/kg. clean)**

**Spinners and Good Topmaking Styles (AWEX Types MF4 and MF5)**

Micron	100+mm	90mm	80mm	70mm	60mm	50mm	40mm	30mm	20mm	10mm
18.0				11925	12117		10358			
18.5			11937	11982	11939	11516				
19.0			11833	11879	11549	11038	10270			
19.5			11353	11541	11211	10734	9459			
20.0			10917	10894	10775	10355	9655			
20.5			10683	10600	10466	10093	8938			
21.0		10579	10600	10667	10290	9636				
21.5			10575	10585	10097	9525				
22.0			10552	10446	10118					
22.5			10390	10331	10108					
23.0			10096							
23.5				7800						
24.0										

\* Based on a minimum of 3 lots sold per category

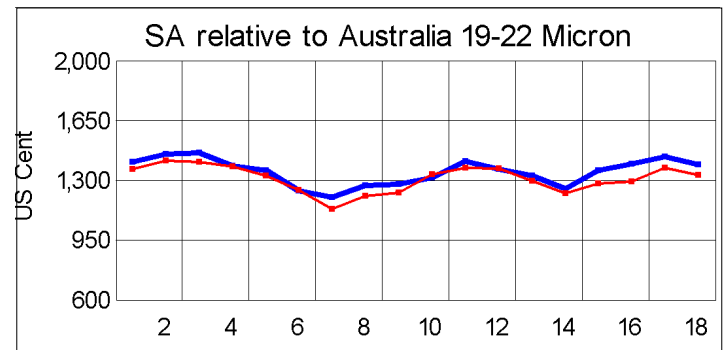
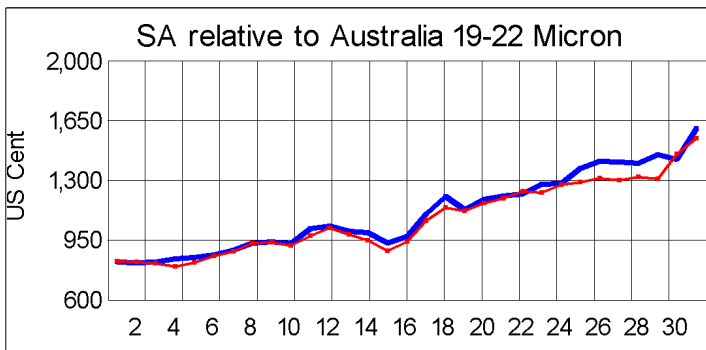
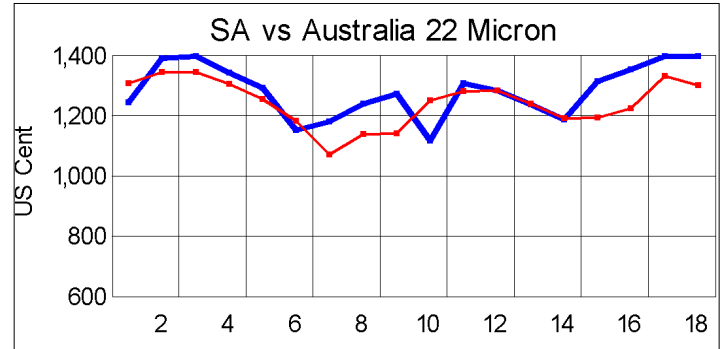
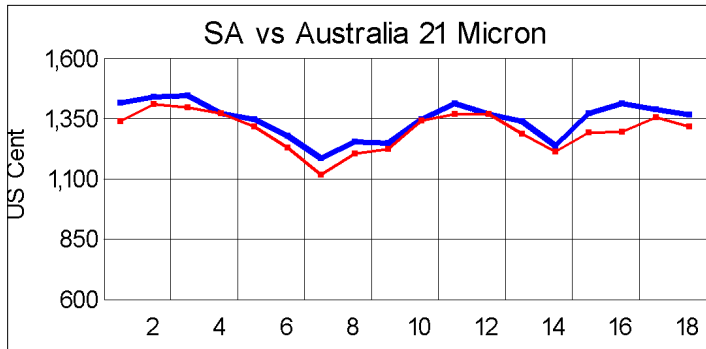
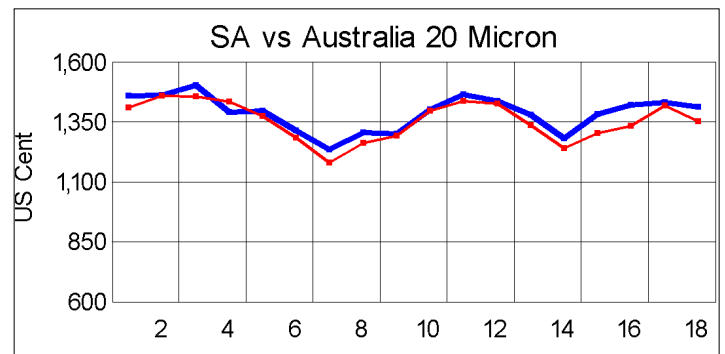
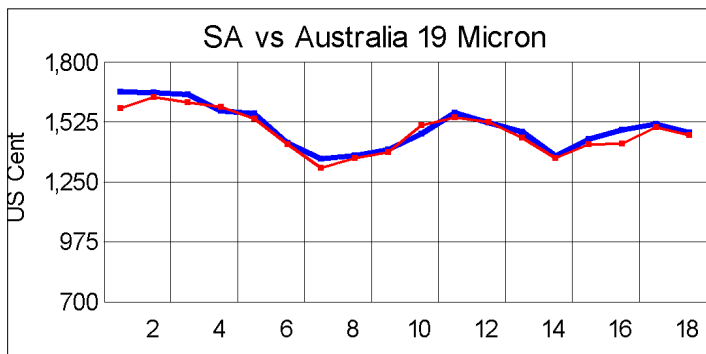
**Average Topmaking Styles (AWEX MF6)**

Micron	100+mm	90mm	80mm	70mm	60mm	50mm	40mm	30mm	20mm	10mm
18.0										
18.5										
19.0										
19.5										
20.0				10829		10231				
20.5				10336	10001	9614	9399			
21.0			10440							
21.5				10111						
22.0			9315	9599						
22.5						7120				
23.0										
23.5										
24.0										

\* Based on a minimum of 3 lots sold per category

**Other Selected Types/Qualities**

	Long			Medium		
	19μ	20μ	21μ	19μ	20μ	21μ
<b>Good Quality</b>						
Lambswool	11661	10830	10347	10360	10159	9730
Bellies	10809	10076	8852	10316	9812	9255
Locks	10010		7782	7976	7390	5563
<b>Average Quality</b>						
Lambswool	10752	10756		9559	9759	6234
Bellies	10601	9927	9172	9657	9468	8234
Locks		7602		5979	5790	
<b>Inferior Quality</b>						
Fleecewool	10492	10112	9347	9725	9105	3465
Lambswool	10627	9698		9230	10433	9763
Bellies		9784	9577	9618	8508	6886
Locks		5254		6024	5131	4638



— SA in USc  
— Aus in USc

— SA in USc  
— Aus in USc

## Market Commentary

### WOOL MARKET SOFTENS

**PORT ELIZABETH:** Wool prices softened slightly at this week's sale after reaching a fresh high last week and the Cape Wools Merino indicator closed the day down 2,4% at R102,65/kg (clean).

This could indicate some resistance from certain customers to the high price levels. In addition, the rand at R7,97, was 1,1% stronger against the US dollar compared with last week's average rate. It was 0,8% weaker against the euro at R10,20.

Prices were lower across the board but the 20-micron category fleeces were the most affected, dropping by more than 5% on average.

In Australia, the market also came off last week's levels to post lower prices.

A total of 13 968 bales was on offer, of which 92% was sold. Major buyers were Modiano SA (4 548 bales), Standard Wool SA (3 574 bales), Lempriere SA (2 034 bales) and Stucken & Co (1 530 bales).

Wool receipts at broker's stores to date is down 9,3% compared with the corresponding period last season, which may indicate a drop in this season's production.

The average clean price for the different categories good top-making (MF5), long fleeces were as follows: 19 microns shed 3,4% to R116,96/kg, 19,5 microns were 3,1% cheaper at R113,93/kg, 20 microns dropped 5,7% to R108,12/kg, 20,5 microns were down 5,6% to R105,76/kg; 21 microns fell by 3,9% to close at R105,19/kg, 21,5 microns were 4,6% cheaper at R104,34/kg, while 22 microns dropped 3,5% to close at R103,82/kg.

Approximately 10 000 bales will be offered at next week's sale.