

National Weekly Wool Market Report

Season: 2011/2012

Sale Date: 10 & 11 January 2012



CAPE WOOLS SA

Tel: 27-41-4844301
 Fax: 27-41-4846792
 E-mail: stats@capewools.co.za
 Website: www.capewools.co.za

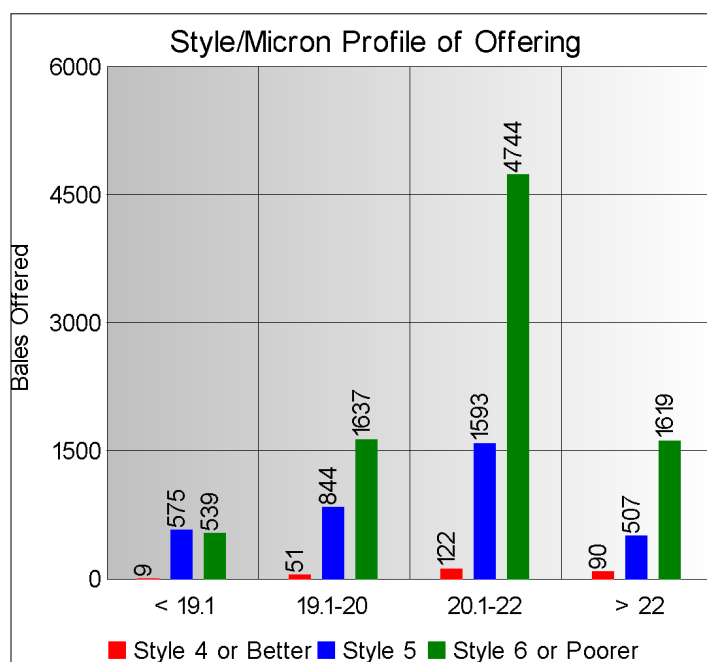
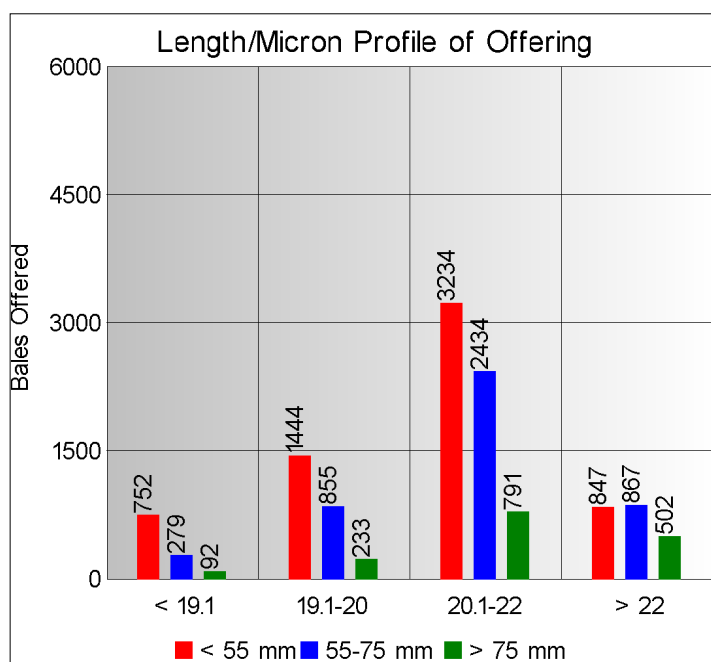
Market Indicators				Buyers			
Indicator Unit	Current Sale	Last Sale	Change	Company	Bales Purchased This Week	% of Purchases	Total Bales Purchased This Season
SA c/kg	10515	9815	7.1%	Standard Wool SA	3194	25.9%	48826
Ave. to date (11/12)	9689	9638	0.5%	Lempriere SA	2908	23.6%	22249
Ave. to date (10/11)	6152			G Modiano SA	2807	22.8%	39115
US c/kg	1304	1232	5.8%	Stucken & Co	1562	12.7%	25189
Euro c/kg	1023	918	11.4%	Segard Masurel SA	1016	8.2%	7994
AWEX EMI	1219	1175	3.7%	Chargeurs Wool SA	288	2.3%	1790
				New England Wool SA			791

Exchange Rates			
Currency Unit	This Week	Previous Week	% Change
R/USD	8.0654	7.9642	-1.3%
R/Euro	10.2819	10.6876	3.8%
R/AUD	8.3067	8.1822	-1.5%
USD/AUD	1.0298	1.0275	-0.2%

Analysis of Offerings by Broker This Week (Bales)

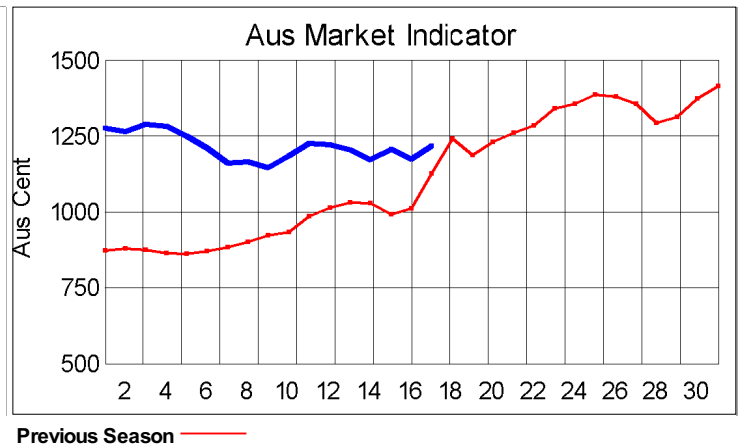
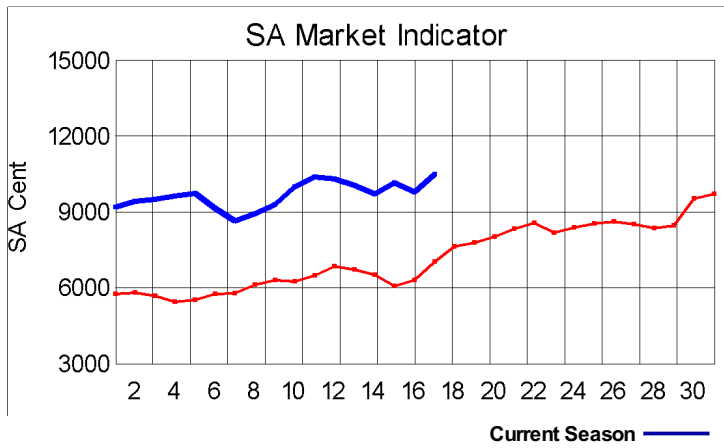
Broker	Merino Fleeces	Merino Bellies	Merino Lambs	Merino Backs	Merino Locks	* Other	Total	% Sold
BKB	3267	692	629	827	834	2058	8307	95.3%
CMW	1641	417	404	289	318	954	4023	95.9%
MAS	0	0	0	0	0	0	0	
SBL	0	0	0	0	0	0	0	
VLW	0	0	0	0	0	0	0	
Total	4908	1109	1033	1116	1152	3012	12330	95.5%

* Crossbred types, Coarse and Coloured and Inferior



Receipts 2011/2012 Season

Season to Date (Kg.) 26,002,283.8 Previous Season to Date 28,828,664.1 Percentage Change: -9.80%



Average Fleece Wool Prices (c/kg. clean)

Spinners and Good Topmaking Styles (AWEX Types MF4 and MF5)

Micron	100+mm	90mm	80mm	70mm	60mm	50mm	40mm	30mm	20mm	10mm
18.0										
18.5				12016			10019			
19.0			12284	11985		11387			5142	
19.5			11949	11756	11664	11188				
20.0			11625	11603	11260	10571	9547			
20.5		11284	11455	11177	11158	10647	8854			
21.0			11129	10873	10705	10280	8937			
21.5			11098	10805						
22.0		10843	10750			9131				
22.5			10438							
23.0										
23.5										
24.0										

* Based on a minimum of 3 lots sold per category

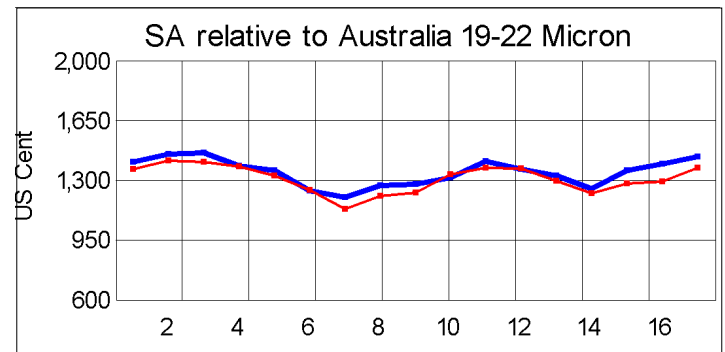
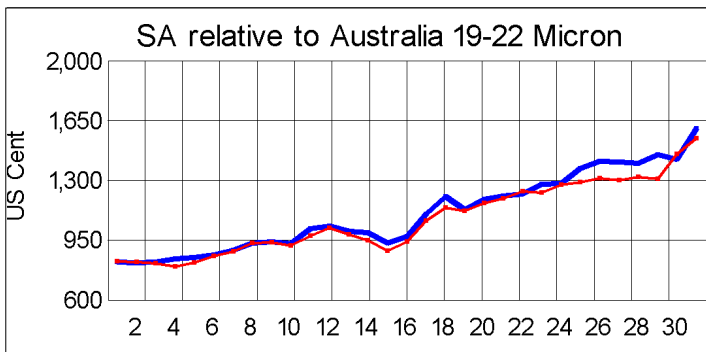
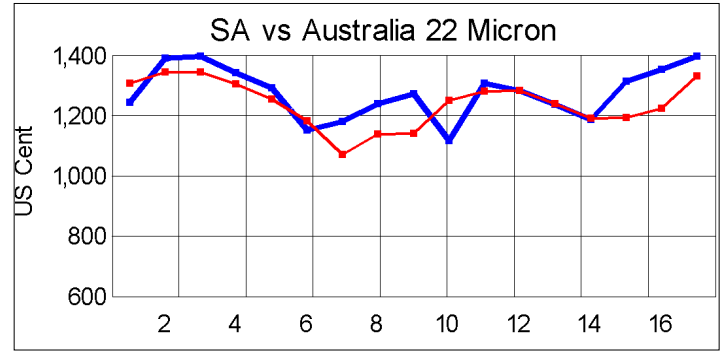
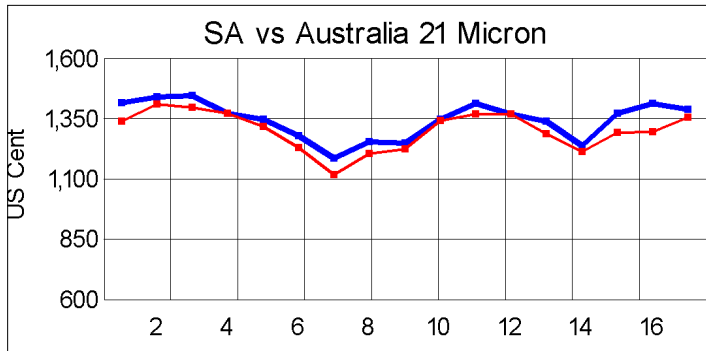
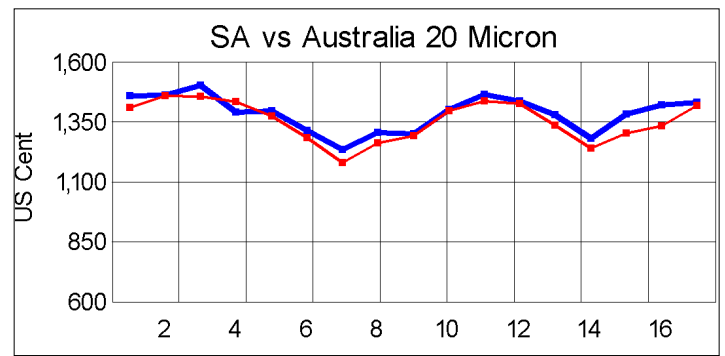
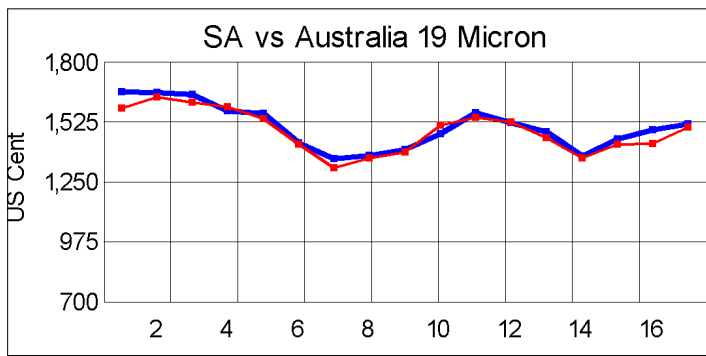
Average Topmaking Styles (AWEX MF6)

Micron	100+mm	90mm	80mm	70mm	60mm	50mm	40mm	30mm	20mm	10mm
18.0										
18.5										
19.0										
19.5							10273			
20.0			11370	11476		9608				
20.5			11327	11193	9488					
21.0			11052	9376						
21.5										
22.0			10183	9917	8606					
22.5			9287	7949						
23.0										
23.5										
24.0										

* Based on a minimum of 3 lots sold per category

Other Selected Types/Qualities

	Long			Medium		
	19μ	20μ	21μ	19μ	20μ	21μ
Good Quality						
Lambswool	12082			10114	9895	8420
Bellies	11203				10384	
Locks				7984	7340	7386
Average Quality						
Lambswool	11040	9315	9722	9391	9103	9964
Bellies	10915	10286		9808	9708	9366
Locks				7311	8152	
Inferior Quality						
Fleecewool	10816	10342	9885	10697	11354	7857
Lambswool	9445			10946	9119	
Bellies		9806		9606	8274	9230
Locks				8600	4990	4873



— SA in USc
— Aus in USc

— SA in USc
— Aus in USc

Market Commentary

WOOL PRICES AT RECORD HIGHS

PORT ELIZABETH: The first sale of the New Year opened on a positive note when wool prices rose sharply and the Cape Wools Merino indicator gained 7,1% to close the day at a fresh record of R105,15/kg (clean). This is up 49% on the corresponding sale last season and 1% higher than the previous seasonal high.

This is the highest level ever for the South African indicator.

There was keen competition from the various sectors of the trade for quality fleeces and the prices of most of these types rose to well above the R100/kg mark. In the 22-micron category gains of up to 10% were posted.

The price increases were in line with Australia, where the market posted gains just before the Christmas recess and continued to improve at this week's sales.

The rand was 1,3% weaker against the US dollar compared with the previous sales' average rate, trading at R8,06, but at R10,28 it was 3,8% stronger against the euro.

It was a fairly large sale with 12 330 bales on offer, of which 96% was sold. Major buyers were Standard Wool SA (3 194 bales), Lempriere SA (2 908 bales), Modiano SA (2 807 bales), Stucken & Co (1 562 bales) and Segard Masurel SA (1 016 bales).

The average clean price for the different categories good top-making (MF5), long fleeces were as follows: 19 microns rose 6,6% to R121,11/kg, 19,5 microns were 8,7% dearer at R117,58/kg, 20 microns gained 7,8% to R114,62/kg, 20,5 microns were up 7,4% to R112,08/kg; 21 microns increased by 6% to close at R109,51/kg, 21,5 microns were 7,3% dearer at R109,37/kg, while 22 microns gained 10,2% to close at R107,58/kg.

Approximately 14 000 bales will come under the hammer at next week's sale.