

# National Weekly Wool Market Report

Season: 2011/2012

Sale Date: 6&7 December 2011



Tel: 27-41-4844301  
 Fax: 27-41-4846792  
 E-mail: stats@capewools.co.za  
 Website: www.capewools.co.za

Market Indicators				Buyers			
Indicator Unit	Current Sale	Last Sale	Change	Company	Bales Purchased This Week	% of Purchases	Total Bales Purchased This Season
SA c/kg	9815	10165	-3.4%	Standard Wool SA	3808	26.9%	45607
Ave. to date (11/12)	9638	9626	0.1%	G Modiano SA	3727	26.4%	36264
Ave. to date (10/11)	6096			Stucken & Co	2275	16.1%	23627
US c/kg	1232	1220	1.0%	Lempriere SA	2088	14.8%	19452
Euro c/kg	918	917	0.1%	Segard Masurel SA	480	3.4%	6978
AWEX EMI	1175	1209	-2.8%	Chargeurs Wool SA	287	2.0%	1501
				New England Wool SA	5	0.0%	791

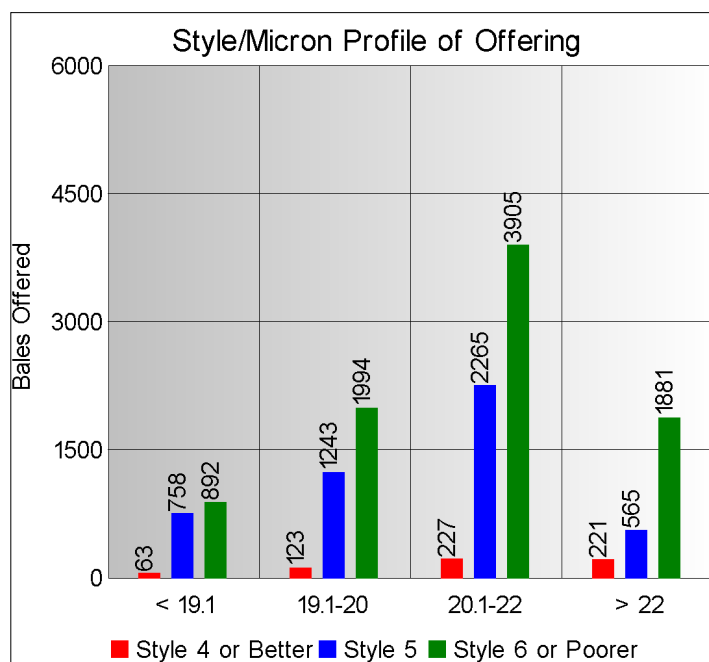
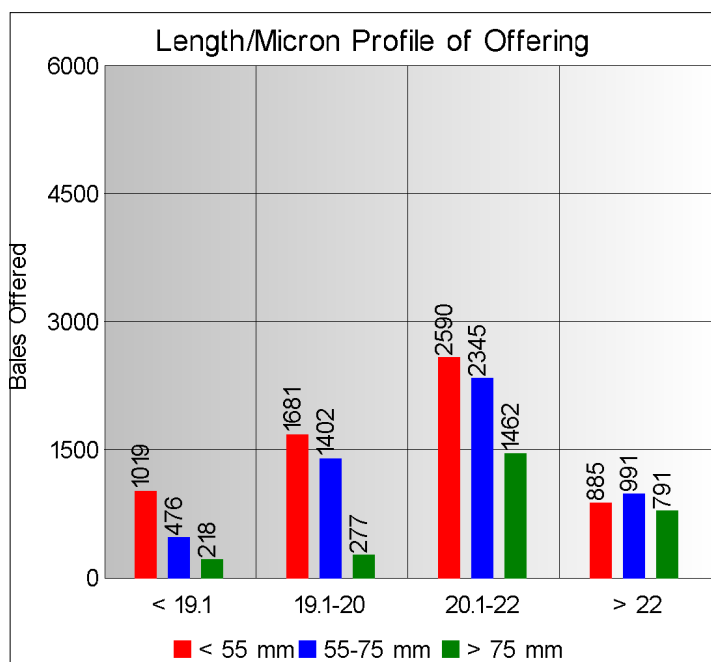
  

Exchange Rates			
Currency Unit	This Week	Previous Week	% Change
R/USD	7.9642	8.3329	4.4%
R/Euro	10.6876	11.0837	3.6%
R/AUD	8.1822	8.3216	1.7%
USD/AUD	1.0275	0.9984	-2.9%

## Analysis of Offerings by Broker This Week (Bales)

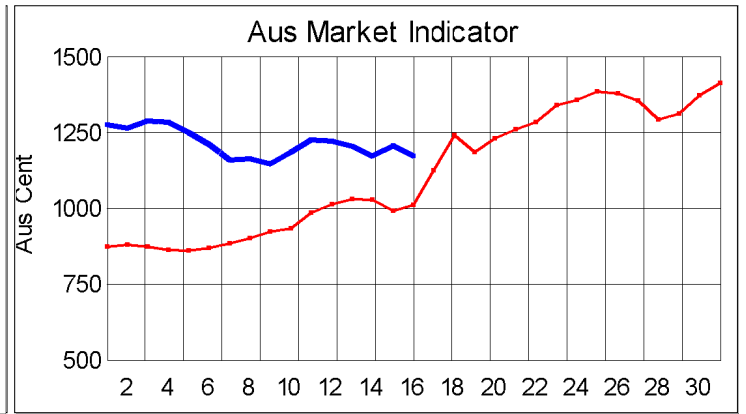
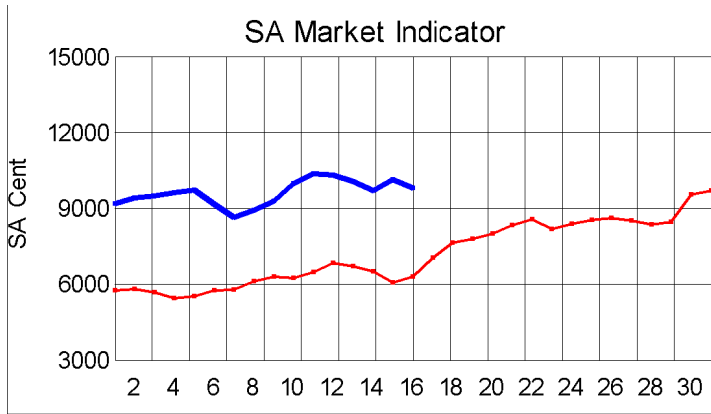
Broker	Merino Fleeces	Merino Bellies	Merino Lambs	Merino Backs	Merino Locks	* Other	Total	% Sold
BKB	4562	768	805	822	756	1641	9354	91.0%
CMW	1773	367	448	257	211	600	3656	92.5%
MAS	513	39	24	37	41	473	1127	69.0%
SBL	0	0	0	0	0	0	0	
VLW	0	0	0	0	0	0	0	
<b>Total</b>	<b>6848</b>	<b>1174</b>	<b>1277</b>	<b>1116</b>	<b>1008</b>	<b>2714</b>	<b>14137</b>	<b>89.6%</b>

\* Crossbred types, Coarse and Coloured and Inferior



## Receipts 2011/2012 Season

Season to Date (Kg.) 22,565,315.5      Previous Season to Date 24,591,777.6      Percentage Change: -8.24%



Current Season — Previous Season —

**Average Fleece Wool Prices (c/kg. clean)  
Spinners and Good Topmaking Styles (AWEX Types MF4 and MF5)**

Micron	100+mm	90mm	80mm	70mm	60mm	50mm	40mm	30mm	20mm	10mm
18.0			11943		11690					
18.5			11855	11716	11039	10194	10318			
19.0			11400	11460	11286	10167	9521			
19.5			11167	11151	10834	10390	9466			
20.0		11096	10983	10911	10513	9741	8997	8273		
20.5			10614	10527	9933	9610	8674			
21.0		10692	10570	10281	9707	9378	7963			
21.5			10321	10285	9770	9017				
22.0			9908	9977	9123	8558	7413			
22.5			9578	9511						
23.0		9355		9140						
23.5			8916	8733						
24.0			7982							

\* Based on a minimum of 3 lots sold per category

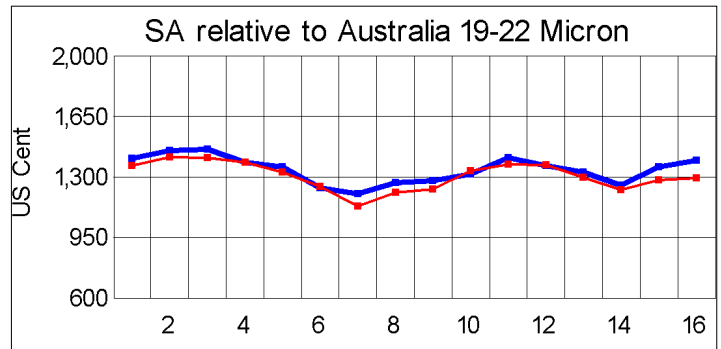
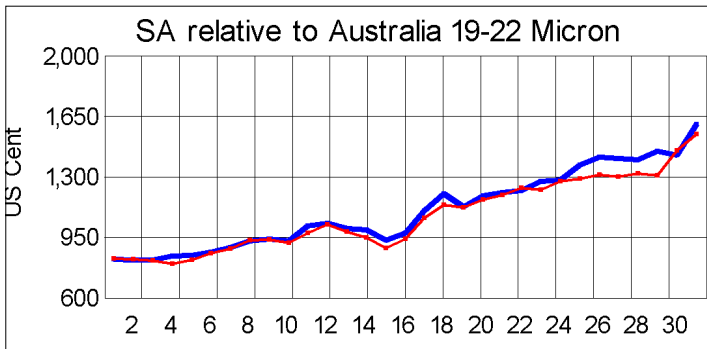
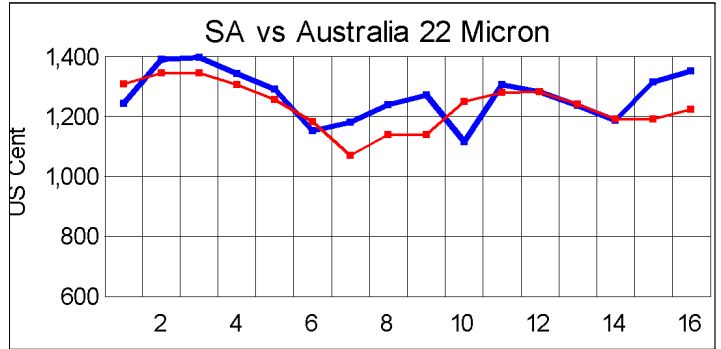
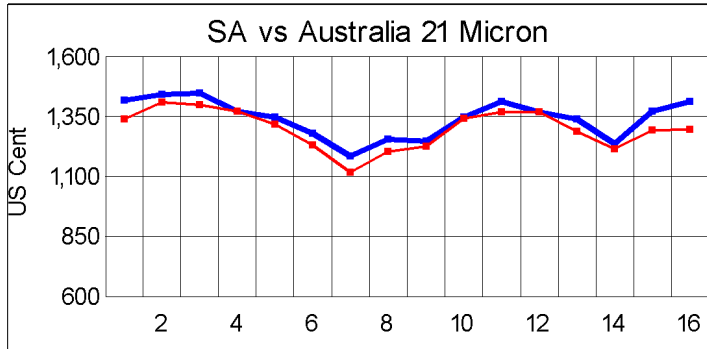
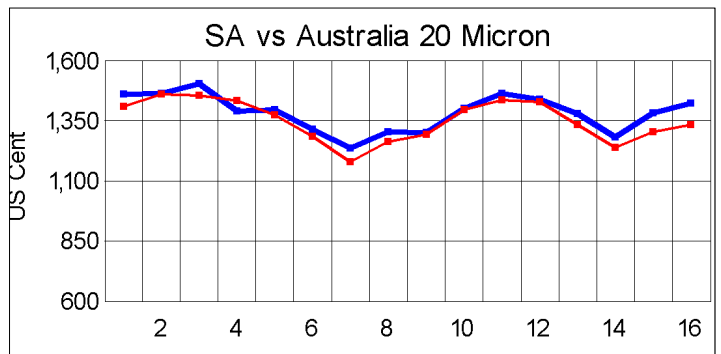
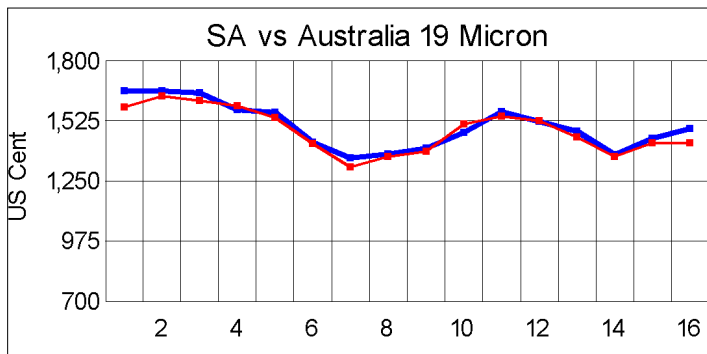
**Average Topmaking Styles (AWEX MF6)**

Micron	100+mm	90mm	80mm	70mm	60mm	50mm	40mm	30mm	20mm	10mm
18.0										
18.5										
19.0										
19.5				9835	10796	10511				
20.0			10056		10282					
20.5			10123	10389	9400		8855			
21.0			10208		9675		8505			
21.5			10019							
22.0						8458				
22.5			9061							
23.0										
23.5										
24.0										

\* Based on a minimum of 3 lots sold per category

**Other Selected Types/Qualities**

	Long			Medium		
	19μ	20μ	21μ	19μ	20μ	21μ
<b>Good Quality</b>						
Lambswool	11690	10721	9949	10280	9825	8976
Bellies			10180		9578	9025
Locks				7991	6808	5370
<b>Average Quality</b>						
Lambswool	10335	8269		9147	8403	7727
Bellies	10083	9677		9674	8956	7893
Locks				6439	6596	4874
<b>Inferior Quality</b>						
Fleecewool	10216	9549	9448	9977	9905	10054
Lambswool	10573			10333	5012	8952
Bellies	9867	9835	8226	9341	8386	7808
Locks				4440	4498	4330



— SA in USc  
— Aus in USc

— SA in USc  
— Aus in USc

## Market Commentary

### WOOL MARKET HAMPERED BY STRONG RAND

**PORT ELIZABETH:** A stronger rand pushed wool prices down at the final sale before the Christmas recess and the Cape Wools' Merino indicator decreased by 3,4% to close the first half of the season at R98,15/kg (clean).

This nevertheless is almost 56% higher than at the corresponding sale last season.

The rand had gained 4,4% against the US dollar compared with last week's average rate, trading at R7,96, while at R10,68 it was up 3,6% against the euro.

It was a large sale with 14 137 bales on offer. The sales percentage was lower compared with last week and 90% of the offering was sold. Major buyers were Standard Wool SA (3 808 bales), Modiano SA (3 727 bales), Stucken & Co (2 275 bales) and Lempriere SA (2 088 bales).

The average clean price for the different categories good top-making (MF5), long fleeces were as follows: 19 microns dropped 4,3% to R113,63/kg, 19,5 microns were 6,9% cheaper at R108,15/kg, 20 microns weakened by 2,3% to R106,32/kg, 20,5 microns were down 3,4% to R104,35/kg; 21 microns dropped 4,2% to close at R103,36/kg, 21,5 microns were 3,4% cheaper at R101,92/kg, while 22 microns were down 1,9% to close at R97,60/kg.

Sales will resume on 11 January 2012 when approximately 10 000 bales will come under the hammer.