

# National Weekly Wool Market Report

Season: 2011/2012

Sale Date: 29 & 30 November 2011



Tel: 27-41-4844301  
 Fax: 27-41-4846792  
 E-mail: stats@capewools.co.za  
 Website: www.capewools.co.za

Market Indicators				Buyers			
Indicator Unit	Current Sale	Last Sale	Change	Company	Bales Purchased This Week	% of Purchases	Total Bales Purchased This Season
SA c/kg	10165	9728	4.5%	Standard Wool SA	4879	44.5%	41799
Ave. to date (11/12)	9626	9588	0.4%	G Modiano SA	2222	20.3%	32537
Ave. to date (10/11)	6082			Stucken & Co	1562	14.2%	21352
US c/kg	1220	1152	5.9%	Lempriere SA	1479	13.5%	17364
Euro c/kg	917	863	6.3%	Segard Masurel SA	337	3.1%	6501
AWEX EMI	1209	1174	3.0%	Chargeurs Wool SA	144	1.3%	1214
				New England Wool SA	6	0.1%	786

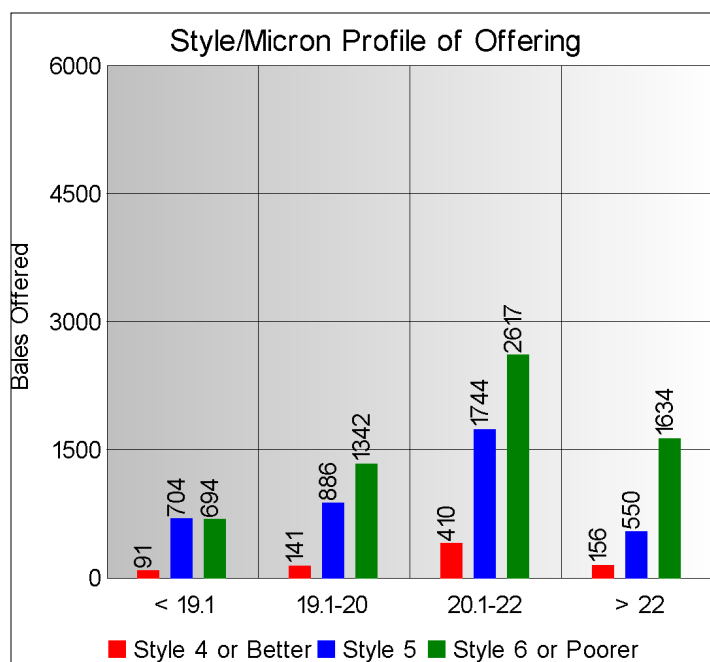
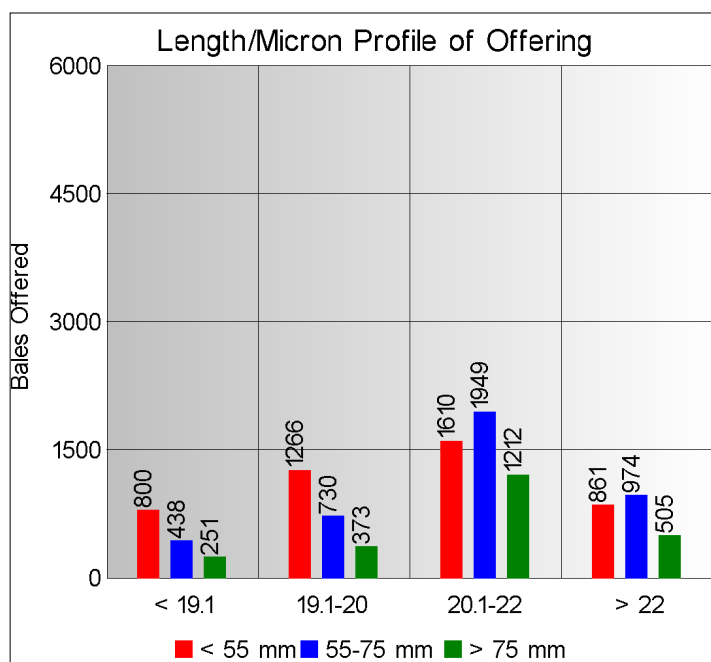
  

Exchange Rates			
Currency Unit	This Week	Previous Week	% Change
R/USD	8.3329	8.4424	1.3%
R/Euro	11.0837	11.2783	1.7%
R/AUD	8.3216	8.1880	-1.6%
USD/AUD	0.9984	0.9701	-2.9%

## Analysis of Offerings by Broker This Week (Bales)

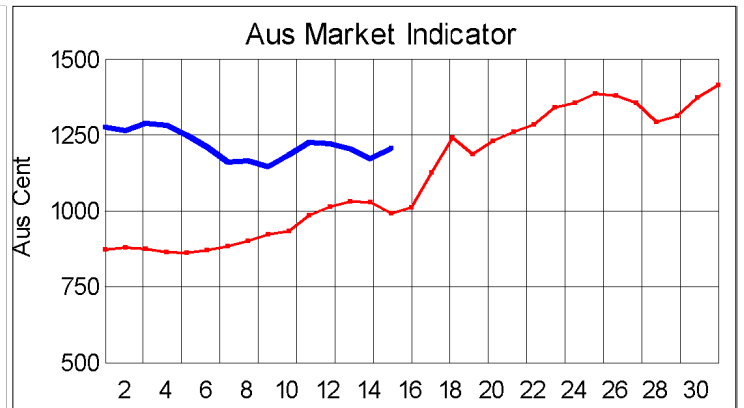
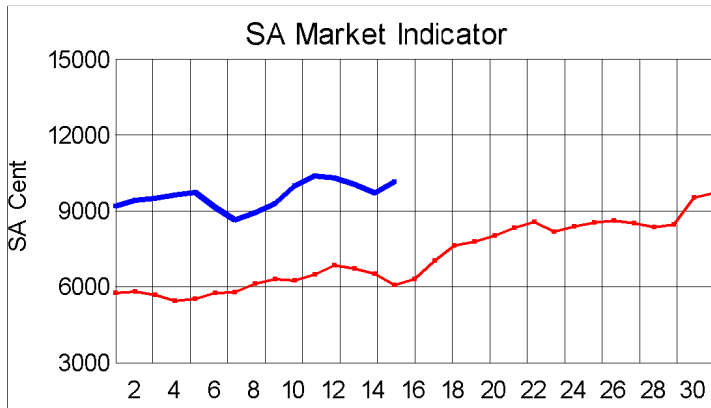
Broker	Merino Fleeces	Merino Bellies	Merino Lambs	Merino Backs	Merino Locks	* Other	Total	% Sold
BKB	3136	444	519	467	428	1041	6035	96.2%
CMW	1362	233	411	404	258	452	3120	97.6%
MAS	291	35	46	14	50	204	640	98.0%
SBL	243	44	56	22	59	92	516	95.9%
VLW	308	52	73	30	61	134	658	99.9%
<b>Total</b>	<b>5340</b>	<b>808</b>	<b>1105</b>	<b>937</b>	<b>856</b>	<b>1923</b>	<b>10969</b>	<b>96.9%</b>

\* Crossbred types, Coarse and Coloured and Inferior



## Receipts 2011/2012 Season

Season to Date (Kg.) 21,344,269.3      Previous Season to Date 23,846,853.1      Percentage Change: -10.49%



Current Season — Previous Season

**Average Fleece Wool Prices (c/kg. clean)  
Spinners and Good Topmaking Styles (AWEX Types MF4 and MF5)**

Micron	100+mm	90mm	80mm	70mm	60mm	50mm	40mm	30mm	20mm	10mm
18.0			12399		11379		10158			
18.5			11958	12205	11501	10857	9538			
19.0		11750	11914	11849	11620	10552	9928			
19.5			11560	11575	10983	10586				
20.0		11128	11123	11100	10663	10246				
20.5		11045	10965	10906	10149	9586	8561			
21.0		10838	10890	10760	10436	9612	8139			
21.5		10657	10674	10577	10049	9271				
22.0		10313	10313	10229	9389	8603	7631			
22.5		9850	9877	9864	9018					
23.0				9216						
23.5										
24.0										

\* Based on a minimum of 3 lots sold per category

**Average Topmaking Styles (AWEX MF6)**

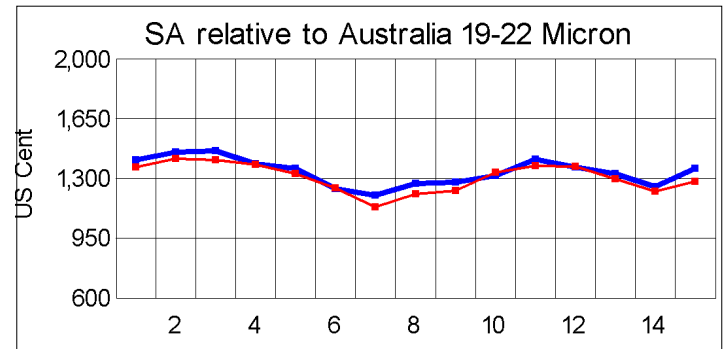
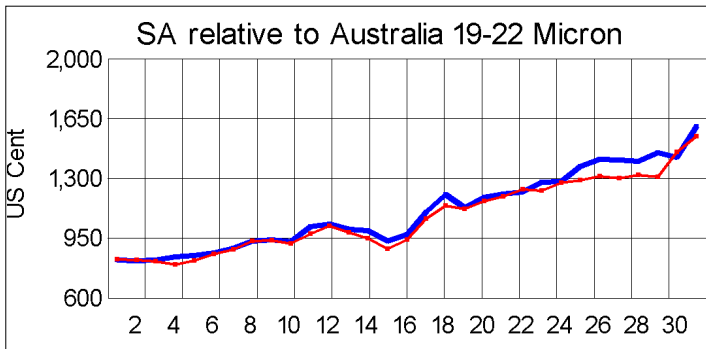
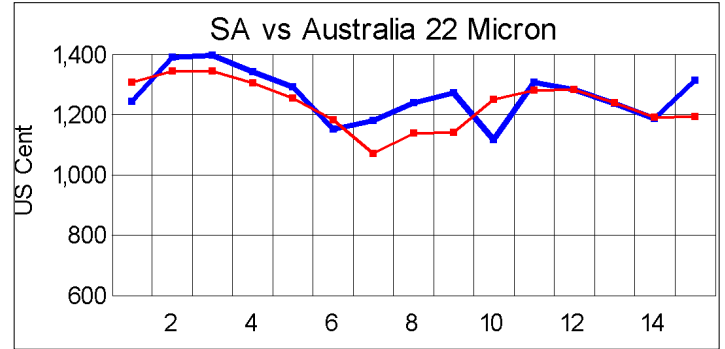
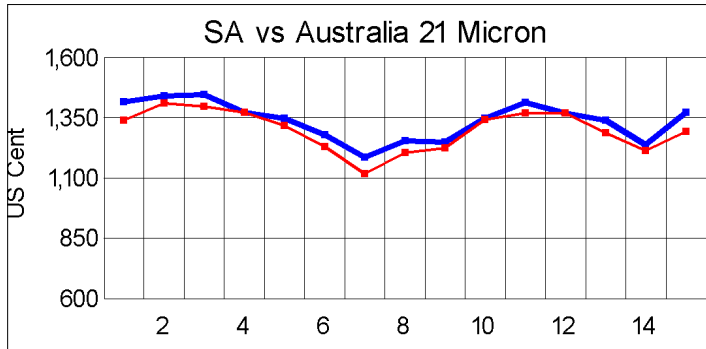
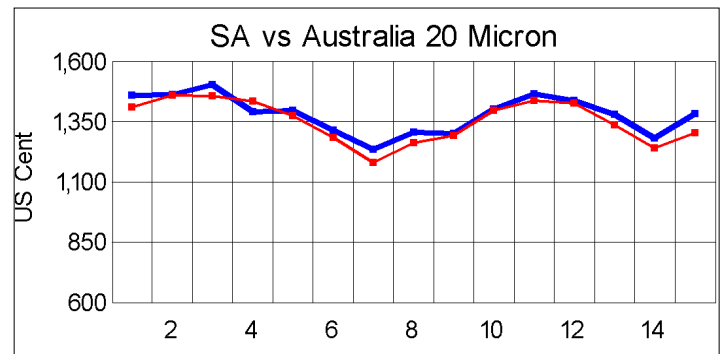
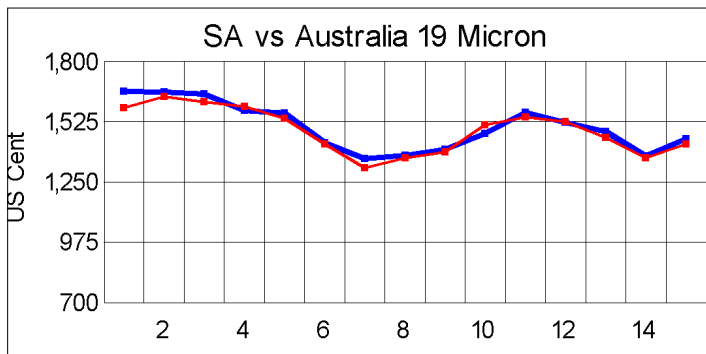
Micron	100+mm	90mm	80mm	70mm	60mm	50mm	40mm	30mm	20mm	10mm
18.0										
18.5										
19.0										
19.5										
20.0			11211	10910		9100				
20.5			10641	9646						
21.0			10634	9942						
21.5				10372	9877					
22.0										
22.5				9103						
23.0										
23.5										
24.0										

\* Based on a minimum of 3 lots sold per category

**Other Selected Types/Qualities**

Long Medium

	19μ	20μ	21μ	19μ	20μ	21μ
<b>Good Quality</b>						
Lambswool	11990	11623		10320	9631	8521
Bellies	10638	9810		9893	10004	
Locks		8887		8280	7539	7277
<b>Average Quality</b>						
Lambswool	11467	8955		9044	8445	7526
Bellies	10533	9703	9237	9909	8847	7600
Locks				6674	5533	5519
<b>Inferior Quality</b>						
Fleecewool	11301	10328	9524	9859	9391	9182
Lambswool	10289			8197	8059	6884
Bellies	10297	9121		9838	9227	6604
Locks		4274		6080	4585	4563



— SA in USc  
— Aus in USc

— SA in USc  
— Aus in USc

### Market Commentary

#### WOOL MARKET RALLIES DESPITE STRONGER RAND

**PORT ELIZABETH:** The market rallied at this week's sale despite a stronger rand and the Cape Wools Merino indicator gained 4,5% compared with last week to close at R101,65/kg (clean) .

This upswing is attributed to increased interest, possibly to build up stocks before the Christmas recess. The increase is in line with Australia where the market has also improved.

The rand, at R8,33, was up 1,3% against the US dollar compared with last week's average rate, while at R11,08 it was 1,7% stronger against the euro.

Quality long fleece wools were in keen demand, with prices for most micron categories rising by up to 5%.

A total of 10 969 bales was offered of which 97% was sold. Major buyers were Standard Wool SA (4 879 bales), Modiano SA (2 222 bales), Stucken & Co (1 562 bales) and Lempriere SA (1 479 bales).

The average clean price for the different categories good top -making (MF5), long fleeces were as follows: 19 microns gained 3,2% to R118,76/kg, 19,5 microns were 5% dearer at R116,11/ kg, 20 microns rose 3,8% to R108,85/kg, 20,5 microns were up 3,3% at R107,98/kg; 21 microns gained 5,2% to close at R107,93/kg, 21,5 microns were 3,9% dearer at R105,52/kg, while 22 microns were down 1,3% to close at R99,47/kg.

Approximately 14 000 bales will be offered at next week's sale, which is the final sale before the Christmas recess.