

# National Weekly Wool Market Report

Season: 2011/2012

Sale Date: 15 & 16 November 2011



Tel: 27-41-4844301  
 Fax: 27-41-4846792  
 E-mail: stats@capewools.co.za  
 Website: www.capewools.co.za

Market Indicators				Buyers			
Indicator Unit	Current Sale	Last Sale	Change	Company	Bales Purchased This Week	% of Purchases	Total Bales Purchased This Season
SA c/kg	10075	10339	-2.6%	Standard Wool SA	3713	35.3%	33266
Ave. to date (11/12)	9577	9535	0.4%	G Modiano SA	2927	27.8%	29038
Ave. to date (10/11)	6048			Lempriere SA	1373	13.0%	14574
US c/kg	1238	1316	-5.9%	Stucken & Co	1316	12.5%	18387
Euro c/kg	919	955	-3.9%	Segard Masurel SA	400	3.8%	5712
AWEX EMI	1206	1224	-1.5%	Chargeurs Wool SA	234	2.2%	927
				New England Wool SA	47	0.5%	695

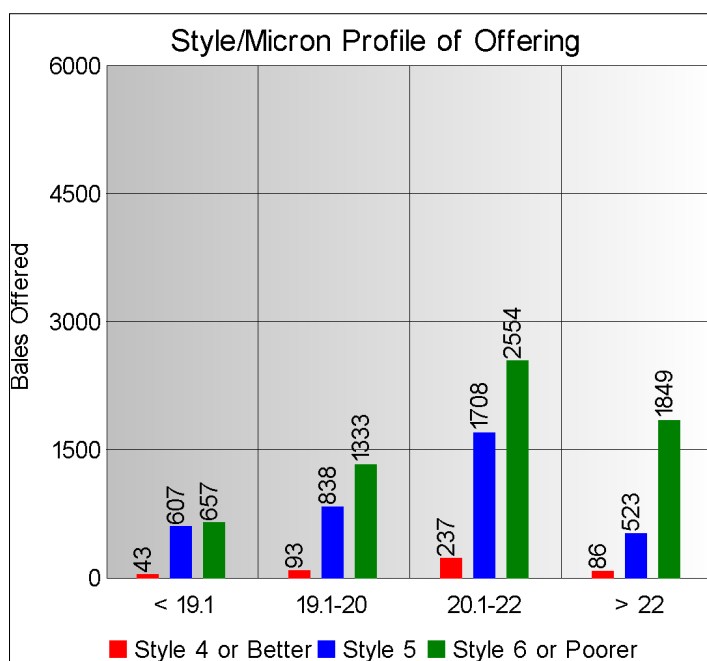
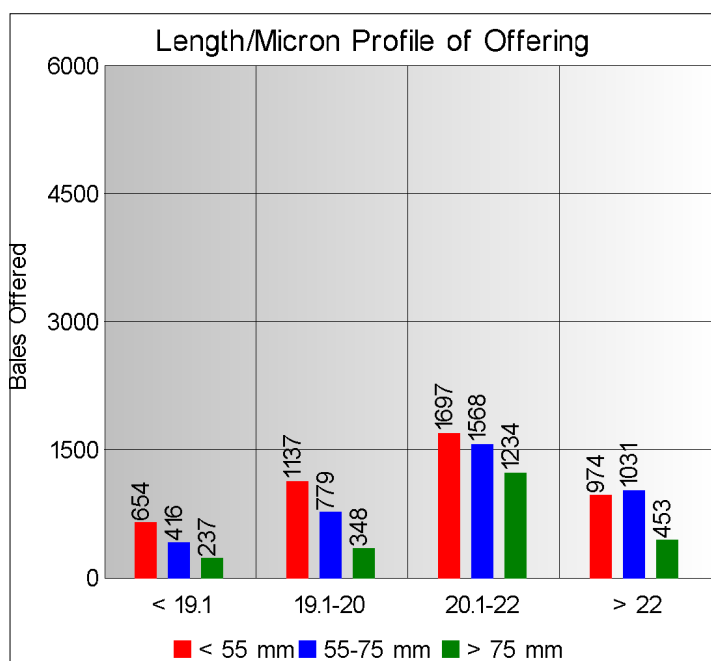
  

Exchange Rates			
Currency Unit	This Week	Previous Week	% Change
R/USD	8.1351	7.8585	-3.5%
R/Euro	10.9684	10.8206	-1.4%
R/AUD	8.2256	8.1024	-1.5%
USD/AUD	1.0109	1.0312	2.0%

## Analysis of Offerings by Broker This Week (Bales)

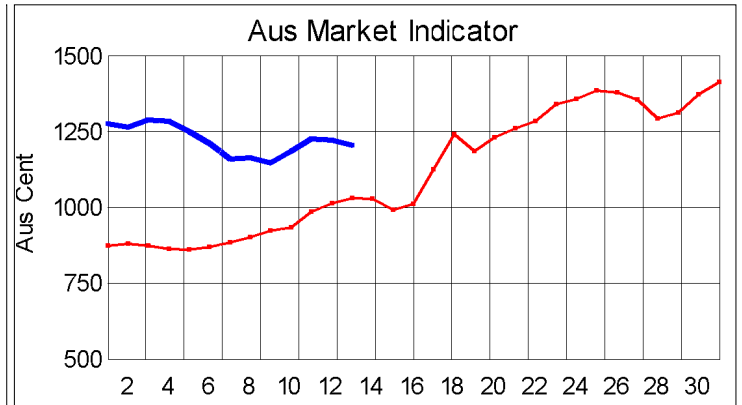
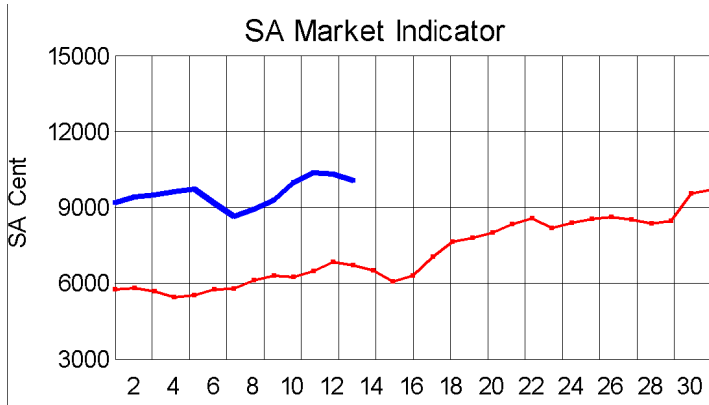
Broker	Merino Fleeces	Merino Bellies	Merino Lambs	Merino Backs	Merino Locks	* Other	Total	% Sold
BKB	3232	580	482	543	545	791	6173	94.2%
CMW	1237	273	419	222	283	282	2716	96.2%
MAS	221	41	74	24	21	129	510	90.4%
SBL	327	51	63	30	72	142	685	99.7%
VLW	264	51	27	35	24	43	444	99.1%
<b>Total</b>	<b>5281</b>	<b>996</b>	<b>1065</b>	<b>854</b>	<b>945</b>	<b>1387</b>	<b>10528</b>	<b>95.1%</b>

\* Crossbred types, Coarse and Coloured and Inferior



## Receipts 2011/2012 Season

Season to Date (Kg.) 18,525,501.3      Previous Season to Date 20,660,478.1      Percentage Change: -10.33%



Current Season — Previous Season —

**Average Fleece Wool Prices (c/kg. clean)**

**Spinners and Good Topmaking Styles (AWEX Types MF4 and MF5)**

Micron	100+mm	90mm	80mm	70mm	60mm	50mm	40mm	30mm	20mm	10mm
18.0			12248	12459	12207	11068				
18.5			12133				9885			
19.0			11805	11839	11756	10830				
19.5			11231	11415	11020	10526				
20.0			10873	10944	10593	10334	8272			
20.5			10739	10654	10294	9732	7669			
21.0		10466	10537	10505	10059	9615	8451			
21.5		10303	10333	10135	10083	9144				
22.0			10214	10245			7451			
22.5		9701	9855							
23.0			9324							
23.5										
24.0										

\* Based on a minimum of 3 lots sold per category

**Average Topmaking Styles (AWEX MF6)**

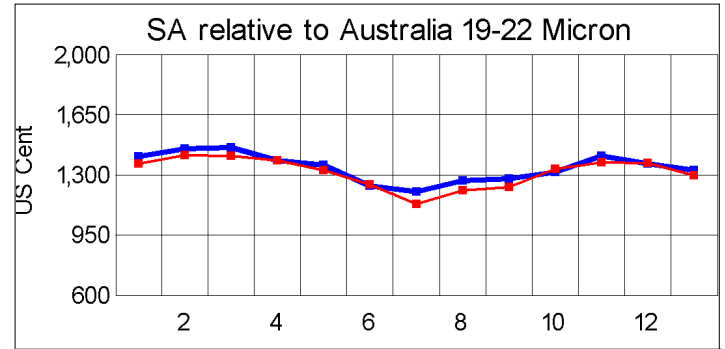
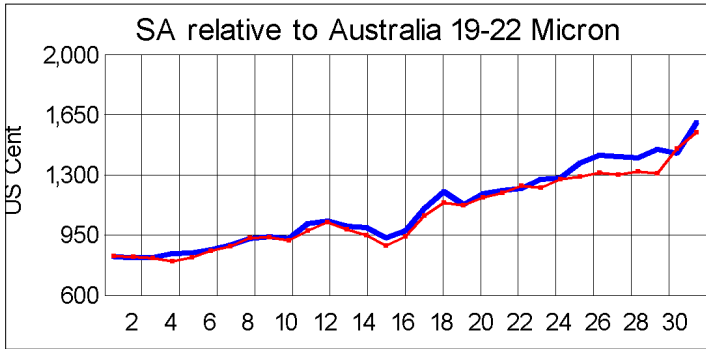
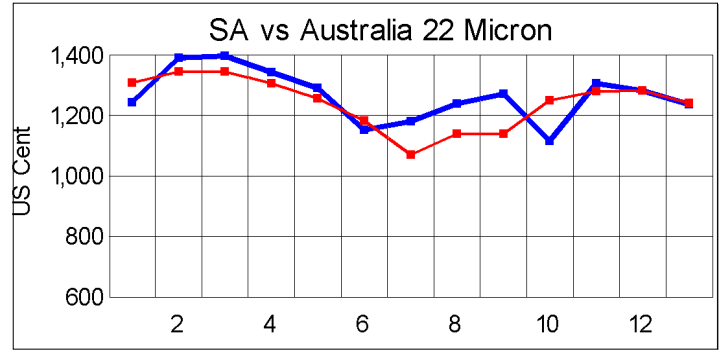
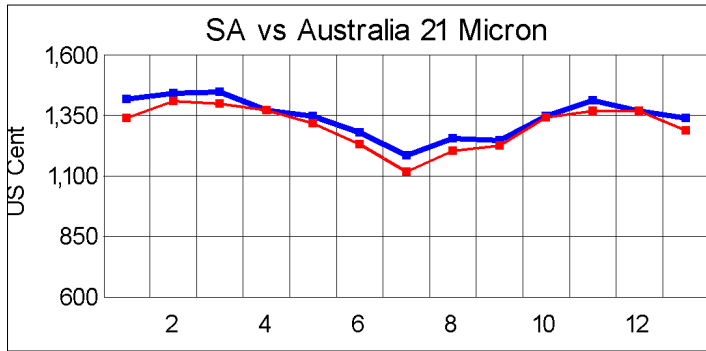
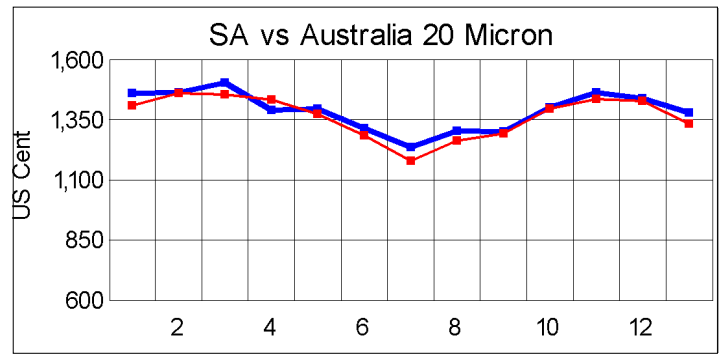
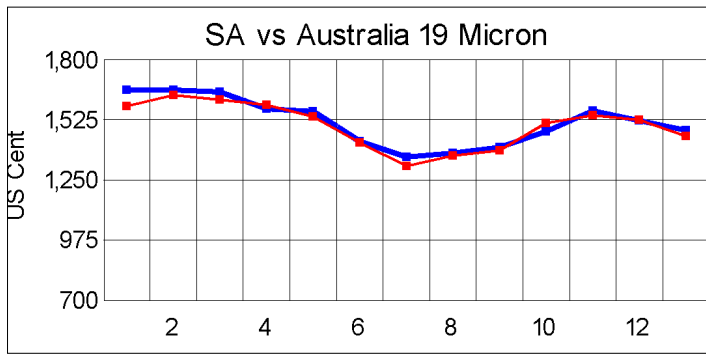
Micron	100+mm	90mm	80mm	70mm	60mm	50mm	40mm	30mm	20mm	10mm
18.0										
18.5										
19.0										
19.5										
20.0										
20.5			10586	10498			7821			
21.0			10151	10376		8803				
21.5			9954	10221						
22.0			9040		9171					
22.5										
23.0										
23.5										
24.0										

\* Based on a minimum of 3 lots sold per category

**Other Selected Types/Qualities**

Long Medium

	19μ	20μ	21μ	19μ	20μ	21μ
<b>Good Quality</b>						
Lambswool	11655	10905		9824	9413	9337
Bellies		10415	9634		9835	7668
Locks				8048	7244	6213
<b>Average Quality</b>						
Lambswool	11102	10791	10147	9909	8186	7405
Bellies	10637	10205	8778	9482	9271	7735
Locks				7701	6403	4221
<b>Inferior Quality</b>						
Fleecewool	10414	9779	9062	8922	9268	8483
Lambswool	10601	9032			7598	
Bellies	10620	9579	9145	9835	8912	8165
Locks				5196	5188	4837



— SA in USc  
— Aus in USc

— SA in USc  
— Aus in USc

## Market Commentary

### WOOL MARKET LOSES STEAM

**PORT ELIZABETH:** The wool market lost momentum at this week's sale in the wake of continued global market uncertainty and recession fears. This resulted in Cape Wools Merino indicator declining by 2,6% to close at R100,75/kg (clean). This, however, still is above the key R100/kg level.

This decline was in line with the Australian market which also closed at lower levels.

A weaker rand, which at R8,13, was 3,5% down against the US dollar compared with last week's average rate, no doubt prevented prices from falling further. The rand was also 1,4% weaker against the euro at R10,97.

The offering comprised 10 528 bales of which 95% was sold. Major buyers were Standard Wool SA (3 713 bales), Modiano SA (2 927 bales), Lempriere SA (1 373 bales) and Stucken & Co (1 316 bales).

The average clean price for the different categories good top-making (MF5), sound, long fleeces (less than 1% seed content) were as follows: 19 microns fell by 1,4% to R118,31/kg, 19,5 microns were 3,4% cheaper at R112,11/kg, 20 microns dropped by 3,2% to R108,75/kg, 20,5 microns were down 3,4% at R106,81/kg; 21 microns fell by 2,7% to close at R104,89/kg, 21,5 microns were 1,3% cheaper at R103,30/kg and 22 microns were unchanged at R100,05/kg.

Approximately 8 500 bales will be offered at next week's sale.