

National Weekly Wool Market Report

Season: 2011/2012

Sale Date: 01 & 02 November 2011



Tel: 27-41-4844301
 Fax: 27-41-4846792
 E-mail: stats@capewools.co.za
 Website: www.capewools.co.za

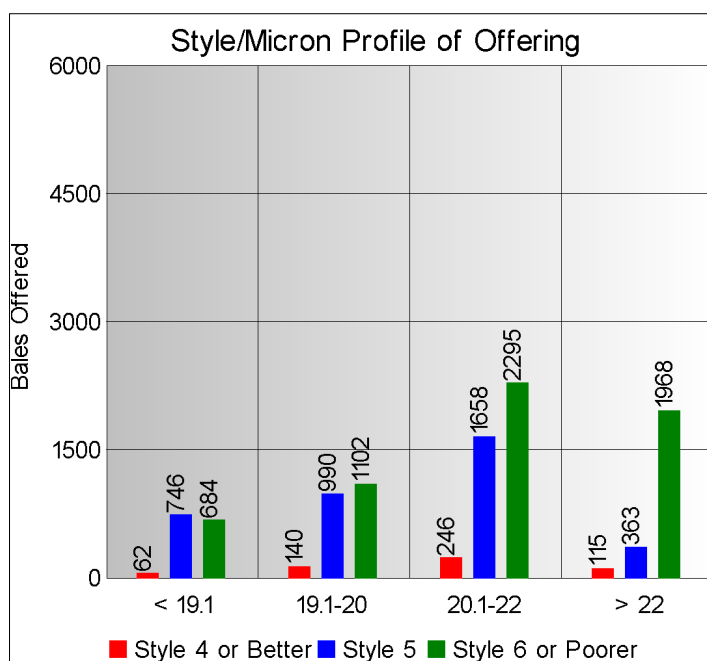
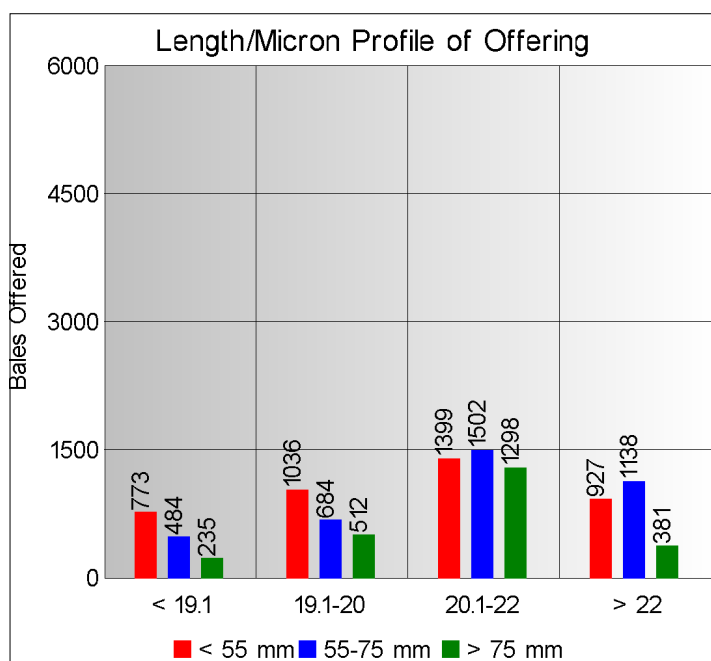
Market Indicators				Buyers			
Indicator Unit	Current Sale	Last Sale	Change	Company	Bales Purchased This Week	% of Purchases	Total Bales Purchased This Season
SA c/kg	10403	10015	3.9%	G Modiano SA	3927	37.9%	23277
Ave. to date (11/12)	9462	9368	1.0%	Standard Wool SA	3084	29.7%	26901
Ave. to date (10/11)	5911			Stucken & Co	1189	11.5%	15389
US c/kg	1308	1269	3.1%	Lempriere SA	1014	9.8%	12168
Euro c/kg	950	911	4.3%	Segard Masurel SA	587	5.7%	4878
AWEX EMI	1228	1187	3.5%	Chargeurs Wool SA	162	1.6%	572
				New England Wool SA	21	0.2%	626

Exchange Rates			
Currency Unit	This Week	Previous Week	% Change
R/USD	7.9549	7.8924	-0.8%
R/Euro	10.9559	10.9960	0.4%
R/AUD	8.2705	8.1839	-1.1%
USD/AUD	1.0398	1.0368	-0.3%

Analysis of Offerings by Broker This Week (Bales)

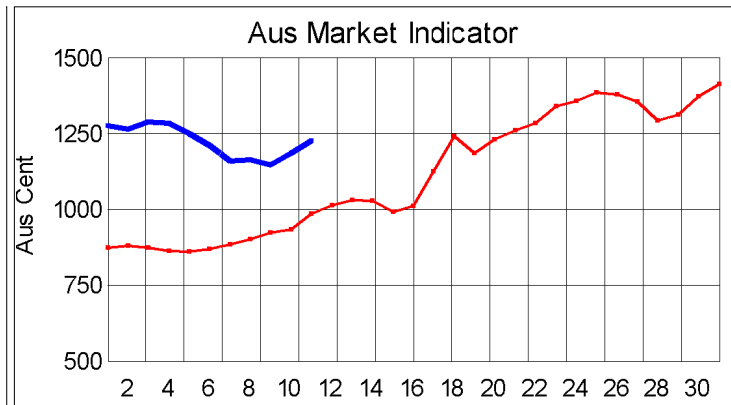
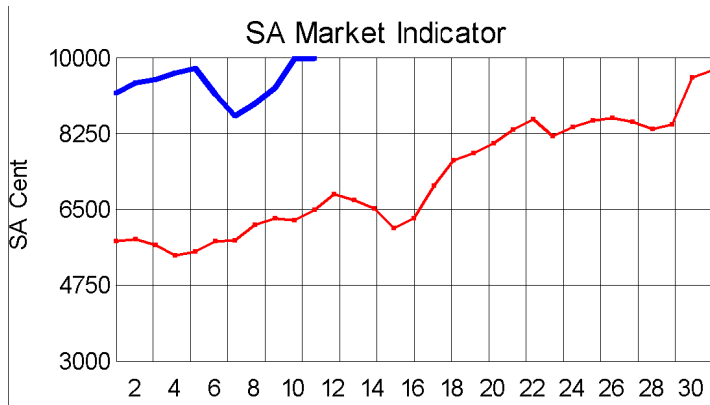
Broker	Merino Fleeces	Merino Bellies	Merino Lambs	Merino Backs	Merino Locks	* Other	Total	% Sold
BKB	3295	545	584	513	548	966	6451	96.5%
CMW	1368	180	247	228	146	224	2393	95.3%
MAS	249	22	79	37	47	132	566	94.4%
SBL	226	62	20	24	44	65	441	98.0%
VLW	275	37	30	48	25	103	518	98.7%
Total	5413	846	960	850	810	1490	10369	96.3%

* Crossbred types, Coarse and Coloured and Inferior



Receipts 2011/2012 Season

Season to Date (Kg.) 15,519,809.6 Previous Season to Date 17,691,224.8 Percentage Change: -12.27%



Current Season — Previous Season —

**Average Fleece Wool Prices (c/kg. clean)
Spinners and Good Topmaking Styles (AWEX Types MF4 and MF5)**

Micron	100+mm	90mm	80mm	70mm	60mm	50mm	40mm	30mm	20mm	10mm
18.0			13033							
18.5		12747	12765	12731	12003		10960			
19.0			12396	12118	12090	11514				
19.5			11992	11859		11583	10135			
20.0		11516	11488	11634	11328	10609	9521			
20.5		11294	11310	11124	10809	10488	9105			
21.0			11060	10894	10386	10029				
21.5		10823	10618	10674	10421	9713				
22.0		10213	10269		9811	8846	7527			
22.5			9671	9330						
23.0										
23.5										
24.0										

* Based on a minimum of 3 lots sold per category

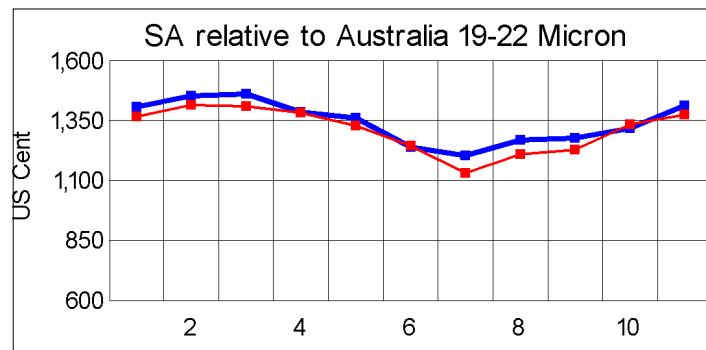
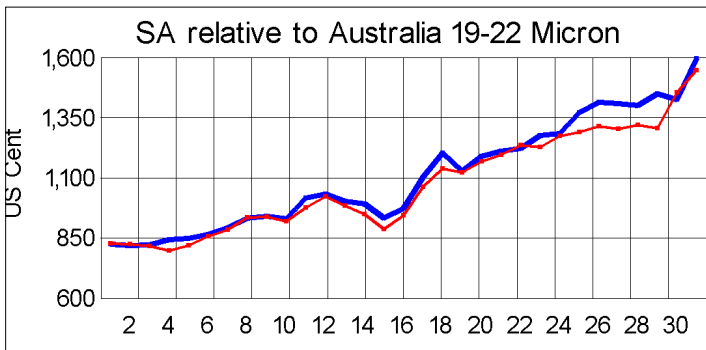
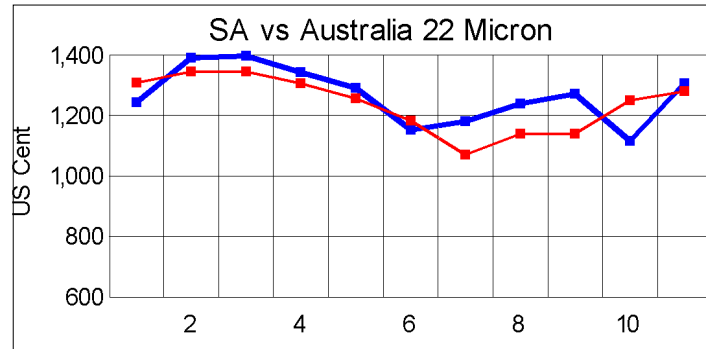
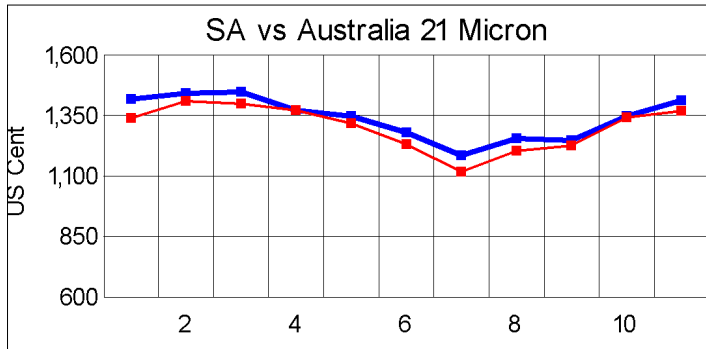
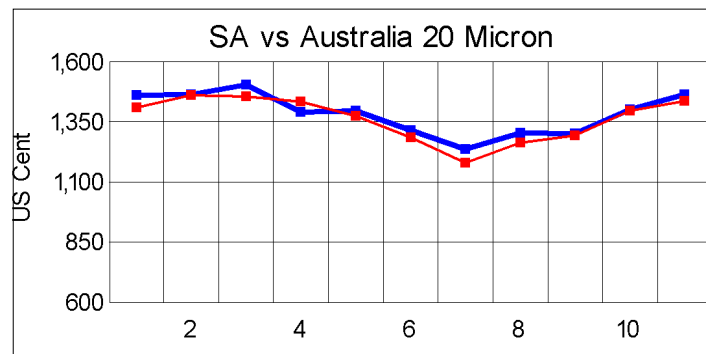
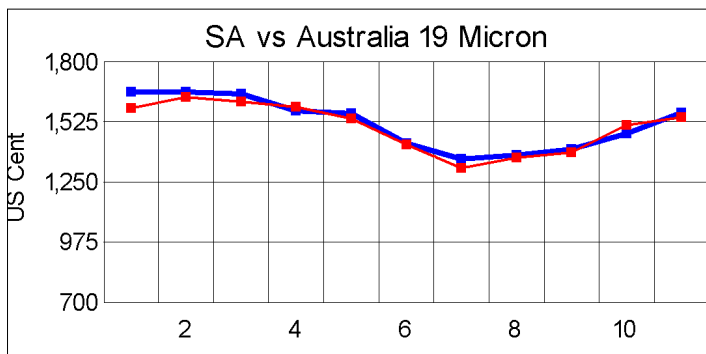
Average Topmaking Styles (AWEX MF6)

Micron	100+mm	90mm	80mm	70mm	60mm	50mm	40mm	30mm	20mm	10mm
18.0										
18.5										
19.0						11196				
19.5				11348		10772				
20.0			11381	11428	11198	10696	8223			
20.5			10830	11128	10894		8200			
21.0			10382		10510	9992				
21.5			10326	10345						
22.0			10041	9636						
22.5			8826	8399						
23.0			9014							
23.5										
24.0										

* Based on a minimum of 3 lots sold per category

Other Selected Types/Qualities

	Long			Medium		
	19μ	20μ	21μ	19μ	20μ	21μ
Good Quality						
Lambswool	12224	11106	11038	9999	10182	7979
Bellies	11843	10937			10161	10428
Locks	10289	7619		7455	6636	4968
Average Quality						
Lambswool	11283	9885	10453	10141	9275	
Bellies	11225	10046	10047	10126	9996	8510
Locks		10092		6480	6409	5304
Inferior Quality						
Fleecewool	11371	10704	9397	11572	10214	8759
Lambswool	11421	11547		11377	10728	
Bellies	10516	10340		8950	8492	8184
Locks			5746	5059	5021	4237



— SA in USc
— Aus in USc

— SA in USc
— Aus in USc

Market Commentary

WOOL MARKET CONTINUES ITS UPWARD TREND

PORT ELIZABETH: The wool market continued its upward trend at this week's sale and the Cape Wools Merino indicator gained 3,9% on last week to close at R104,03/kg (clean) - an increase of 13% on the opening sale.

Supply concerns appear to be a major driving force with supplies in the main consuming countries currently at fairly low levels. The Australian market also saw an increase in prices.

The rand was slightly weaker against the US dollar, dropping 0,8% compared with last week's average rate, trading at R7,95. It was 0,4% weaker against the euro at almost R10,95.

There was good competition from the various sectors of the trade and 96% of the offering of 10 369 bales was sold. Major buyers were Modiano SA (3 927 bales), Standard Wool SA (3 084 bales), Stucken & Co (1 189 bales) and Lempriere SA (1 014 bales).

The prices of all long wool categories were up 3% to 5%.

The average clean price for the different categories good top-making (MF5), sound, long fleeces (less than 1% seed content) were as follows: 19 microns rose 3,1% to R123,14/kg, 19,5 microns were up 5,1% at R118,35/kg, 20 microns rose by 3,9% to R114,55/kg, 20,5 microns were 4,3% dearer at R112,24/kg; 21 microns gained 2,7% to close at R108,98/kg, 21,5 microns were 4,3% dearer at R106,08/kg and 22 microns rose 3,2% to close at R102,00/kg.

Approximately 9 000 bales will be offered at next week's sale.