

National Weekly Wool Market Report

Season: 2011/2012

Sale Date: 25 & 26 October 2011



Tel: 27-41-4844301
 Fax: 27-41-4846792
 E-mail: stats@capewools.co.za
 Website: www.capewools.co.za

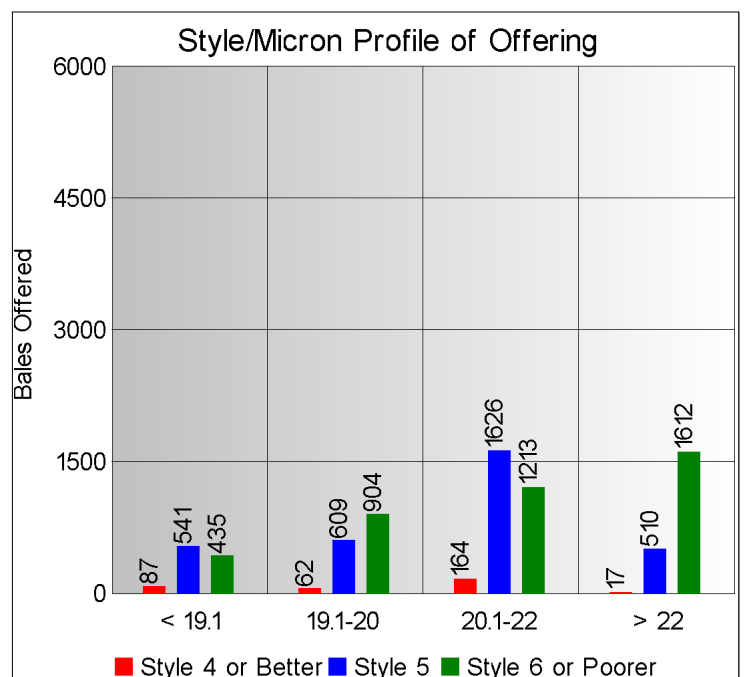
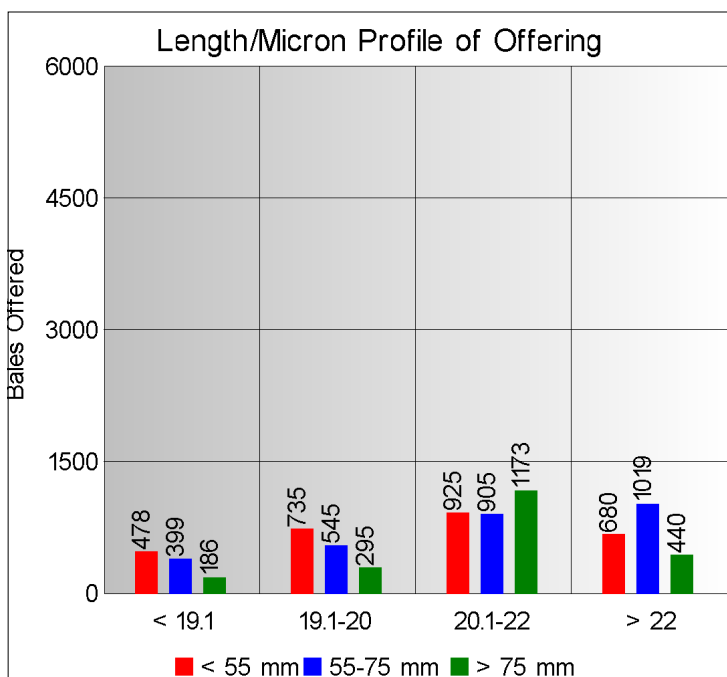
Market Indicators				Buyers			
Indicator Unit	Current Sale	Last Sale	Change	Company	Bales Purchased This Week	% of Purchases	Total Bales Purchased This Season
SA c/kg	10015	9315	7.5%	G Modiano SA	2806	36.1%	19350
Ave. to date (11/12)	9368	9296	0.8%	Standard Wool SA	1630	21.0%	23817
Ave. to date (10/11)	5852			Stucken & Co	1484	19.1%	14200
US c/kg	1269	1176	7.9%	Lempriere SA	885	11.4%	11154
Euro c/kg	911	851	7.0%	Segard Masurel SA	503	6.5%	4291
AWEX EMI	1187	1148	3.4%	Chargeurs Wool SA	221	2.8%	410
				New England Wool SA	18	0.2%	605

Exchange Rates			
Currency Unit	This Week	Previous Week	% Change
R/USD	7.8924	7.9188	0.3%
R/Euro	10.9960	10.9432	-0.5%
R/AUD	8.1839	8.1658	-0.2%
USD/AUD	1.0368	1.0308	-0.6%

Analysis of Offerings by Broker This Week (Bales)

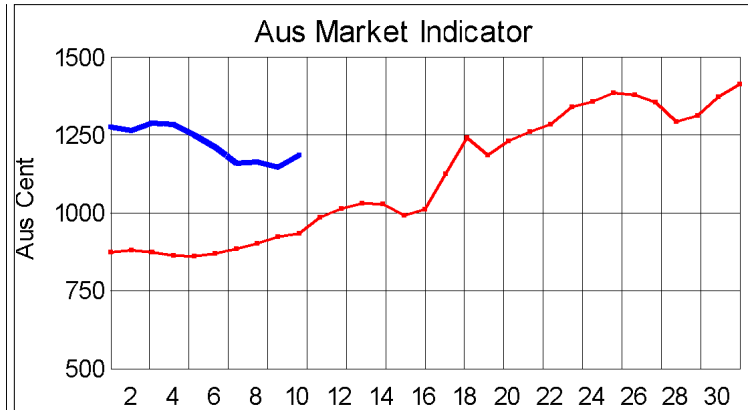
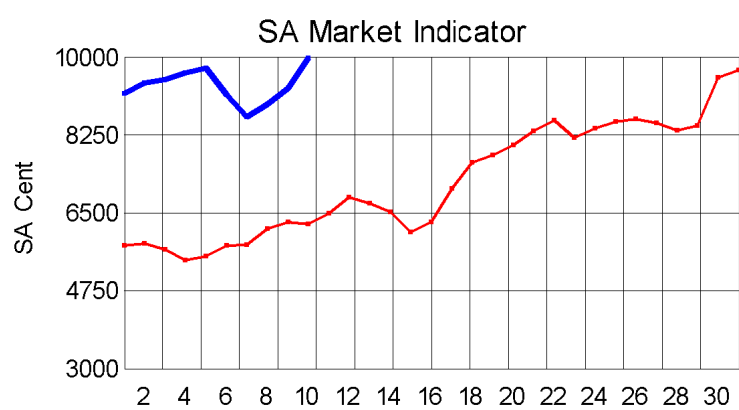
Broker	Merino Fleeces	Merino Bellies	Merino Lambs	Merino Backs	Merino Locks	* Other	Total	% Sold
BKB	2979	384	485	378	348	544	5118	97.0%
CMW	1467	188	268	278	161	300	2662	97.0%
MAS	0	0	0	0	0	0	0	
SBL	0	0	0	0	0	0	0	
VLW	0	0	0	0	0	0	0	
Total	4446	572	753	656	509	844	7780	97.0%

* Crossbred types, Coarse and Coloured and Inferior



Receipts 2011/2012 Season

Season to Date (Kg.) 14,168,542.8 Previous Season to Date 15,620,903.8 Percentage Change: -9.30%



Current Season — Previous Season —

Average Fleece Wool Prices (c/kg. clean)
Spinners and Good Topmaking Styles (AWEX Types MF4 and MF5)

Micron	100+mm	90mm	80mm	70mm	60mm	50mm	40mm	30mm	20mm	10mm
18.0										
18.5			11892	11590			10623			
19.0			12047	11853	11562		9882			
19.5			11377	11528	11123	10322	9688			
20.0			11120	10787	10720	10325	9434			
20.5		10839	10812	10834	10223	9689	8856			
21.0		10786	10760	10557	10262	9527	8238			
21.5			10354	10254	8766	9279				
22.0			9834							
22.5										
23.0										
23.5										
24.0										

* Based on a minimum of 3 lots sold per category

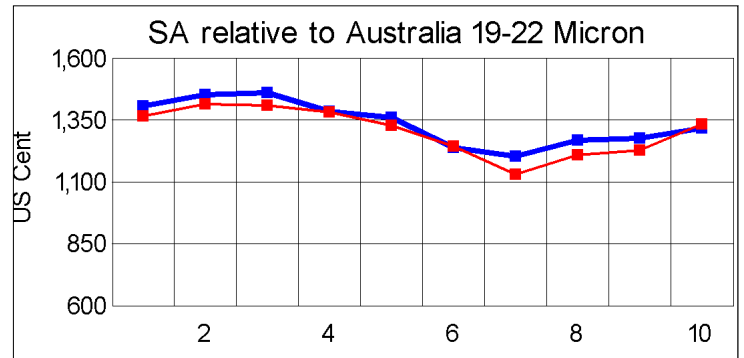
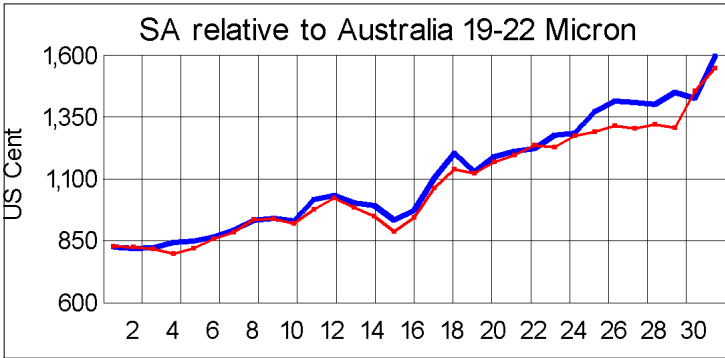
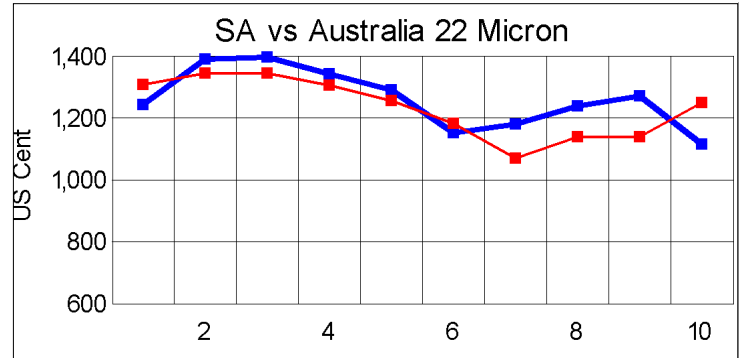
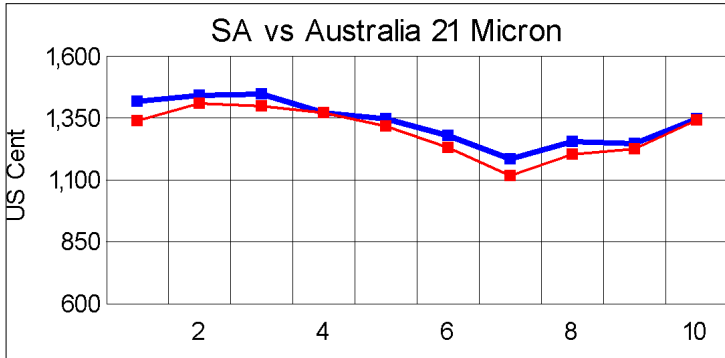
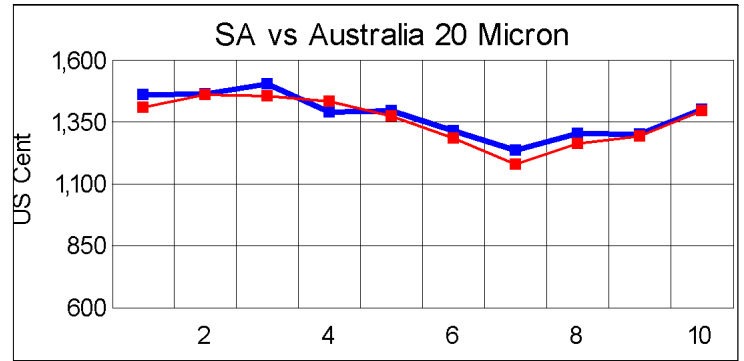
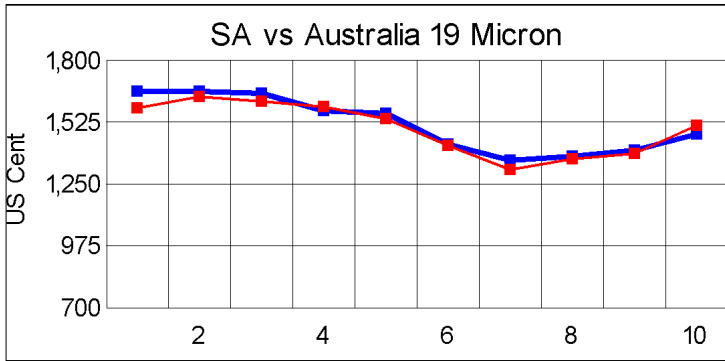
Average Topmaking Styles (AWEX MF6)

Micron	100+mm	90mm	80mm	70mm	60mm	50mm	40mm	30mm	20mm	10mm
18.0										
18.5				11765						
19.0					10713					
19.5				11048				6734		
20.0			10708	10604		9524				
20.5			10747	10011	10222					
21.0			10536	10374	10228					
21.5			10510	9777	9670					
22.0					9222					
22.5				9187						
23.0										
23.5										
24.0										

* Based on a minimum of 3 lots sold per category

Other Selected Types/Qualities

	Long			Medium		
	19μ	20μ	21μ	19μ	20μ	21μ
Good Quality						
Lambswool	11875	11100		10327	9400	7908
Bellies	10924	10298	10359		9922	
Locks				7897	7032	
Average Quality						
Lambswool	11636	10445	10568	10373	9446	6849
Bellies	10831	9187	8936	10074	9187	9148
Locks	9536			7426	6563	4838
Inferior Quality						
Fleecewool	10503	10211	9829	10470	9744	
Lambswool	11043	9945	8614	10455		
Bellies		10079	9502	9676	7663	7316
Locks				6539	5206	5361



— SA in USc
— Aus in USc

— SA in USc
— Aus in USc

Market Commentary

WOOL PRICES AT ALL TIME HIGH

PORT ELIZABETH: The wool market made history at this week's sale when the Cape Wools Merino Indicator broke through the key R100/kg-level for the first time ever to close at R100,15/kg (clean). This is up 7,5% on last week and almost 9% higher than the opening level.

It also represents a 60% increase on the same sale last season and is up almost 3% on last season's seasonal high.

The market was bolstered by strong interest from Europe, where greasy wool stocks in the pipeline are at very low levels. In addition, there appears to be a more positive outlook for wool consumption.

The rand was fairly unchanged compared with last weeks average rates and had gained a marginal 0,3% against the US dollar, trading at R7,89. It was 0,5% weaker against the euro at almost R1 1.

A total of 7 780 bales was offered of which 97% was sold. Major buyers were Modiano SA (2 806 bales), Standard Wool SA (1 630 bales) and Stucken & Co (1 484 bales).

The prices of all long wool categories rose but the biggest increases were posted by the medium wools, which increased by up to 9%.

The average clean price for the different categories good top-making (MF5), sound, long fleeces (less than 1% seed content) were as follows: 19 microns rose 8,7% to R119,40/kg, 19,5 microns were up 5,8% at R112,63/kg, 20 microns rose by 7,6% to R110,30/kg, 20,5 microns were 7,2% dearer at R107,57/kg; 21 microns gained 9,2 % to close at R106,0/kg, 21,5 microns were 8,1% dearer at R101,71/kg and 22 microns rose 9,3% to close at R98,83/kg.

Approximately 10 000 bales will be offered at next week's sale.