

National Weekly Wool Market Report

Season: 2011/2012

Sale Date: 18 & 19 October 2011



Tel: 27-41-4844301
 Fax: 27-41-4846792
 E-mail: stats@capewools.co.za
 Website: www.capewools.co.za

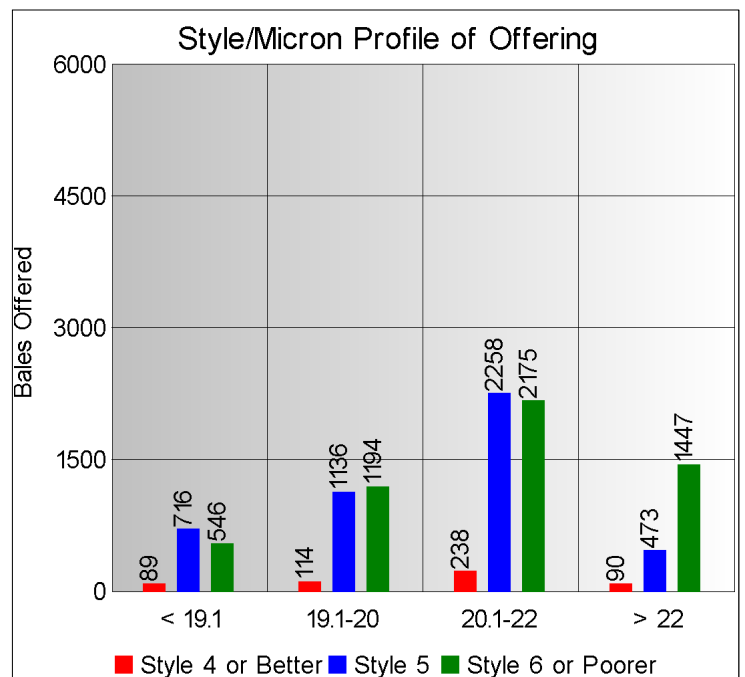
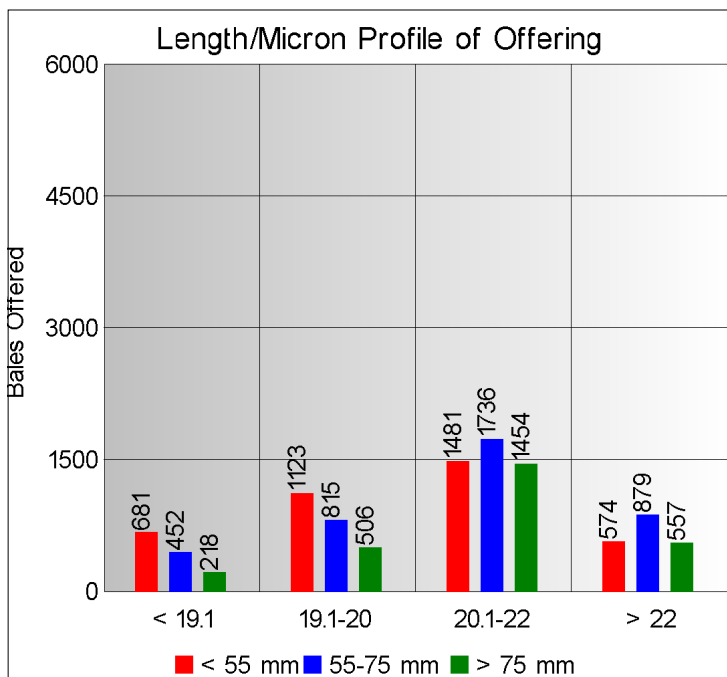
Market Indicators				Buyers			
Indicator Unit	Current Sale	Last Sale	Change	Company	Bales Purchased This Week	% of Purchases	Total Bales Purchased This Season
SA c/kg	9315	8958	4.0%	Standard Wool SA	3301	31.5%	22190
Ave. to date (11/12)	9296	9294	0.0%	G Modiano SA	3246	31.0%	16544
Ave. to date (10/11)	5807			Lempriere SA	1392	13.3%	10269
US c/kg	1176	1149	2.4%	Stucken & Co	1320	12.6%	12716
Euro c/kg	851	837	1.7%	Segard Masurel SA	742	7.1%	3790
AWEX EMI	1148	1166	-1.5%	Chargeurs Wool SA	189	1.8%	189
				New England Wool SA	64	0.6%	587

Exchange Rates			
Currency Unit	This Week	Previous Week	% Change
R/USD	7.9188	7.7986	-1.5%
R/Euro	10.9432	10.6988	-2.3%
R/AUD	8.1658	7.8338	-4.2%
USD/AUD	1.0308	1.0041	-2.7%

Analysis of Offerings by Broker This Week (Bales)

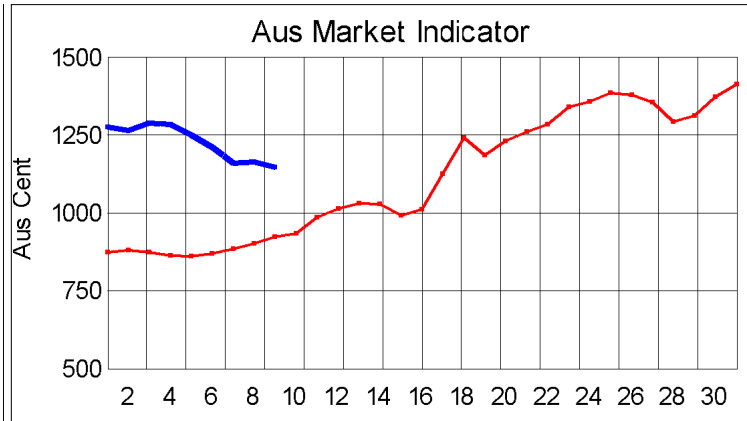
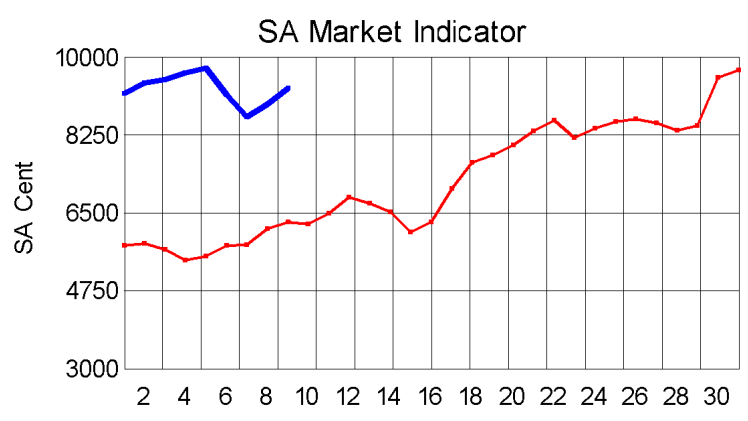
Broker	Merino Fleeces	Merino Bellies	Merino Lambs	Merino Backs	Merino Locks	* Other	Total	% Sold
BKB	3240	448	512	414	476	1021	6111	97.5%
CMW	1691	221	210	159	168	246	2695	99.0%
MAS	300	36	53	28	54	169	640	97.5%
SBL	271	46	44	46	60	120	587	100.0%
VLW	247	34	17	27	42	76	443	95.3%
Total	5749	785	836	674	800	1632	10476	97.9%

* Crossbred types, Coarse and Coloured and Inferior



Receipts 2011/2012 Season

Season to Date (Kg.) 12,684,855.3 Previous Season to Date 14,066,765.3 Percentage Change: -9.82%



Current Season — Previous Season —

Average Fleece Wool Prices (c/kg. clean)
Spinners and Good Topmaking Styles (AWEX Types MF4 and MF5)

Micron	100+mm	90mm	80mm	70mm	60mm	50mm	40mm	30mm	20mm	10mm
18.0			11673			10328				
18.5			11496	11142		10481				
19.0		11012	10987	10918	10827	10428	9225			
19.5		10778	10698	10629	10592	9867	8993			
20.0		10384	10245	10227	10028	9337	8682			
20.5		10066	9959	10012	9890	9044	8563			
21.0		9860	9828	9908	9500	8803	7805			
21.5		9533	9479	9343	9271	8373				
22.0		8884	9081	8936	8433	8137				
22.5			8782	8649						
23.0		8399								
23.5			8030							
24.0										

* Based on a minimum of 3 lots sold per category

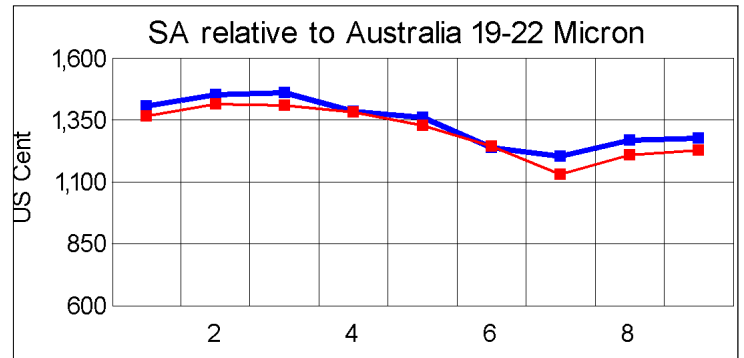
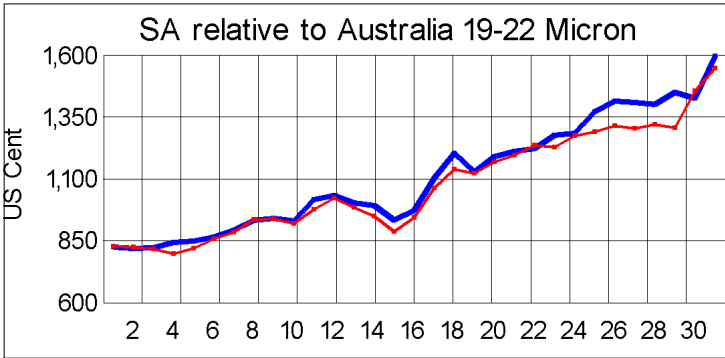
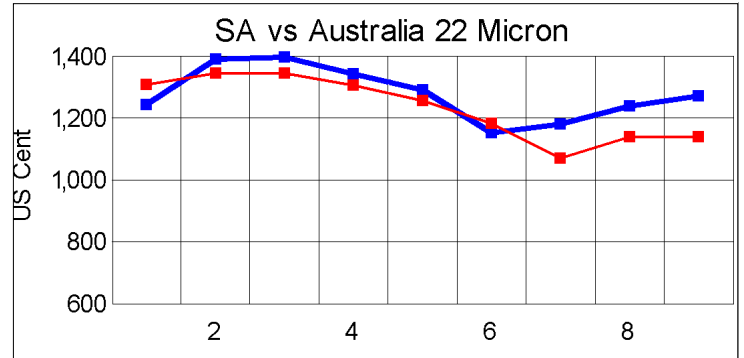
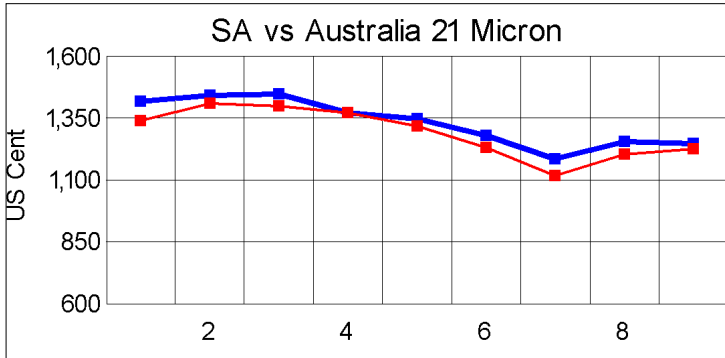
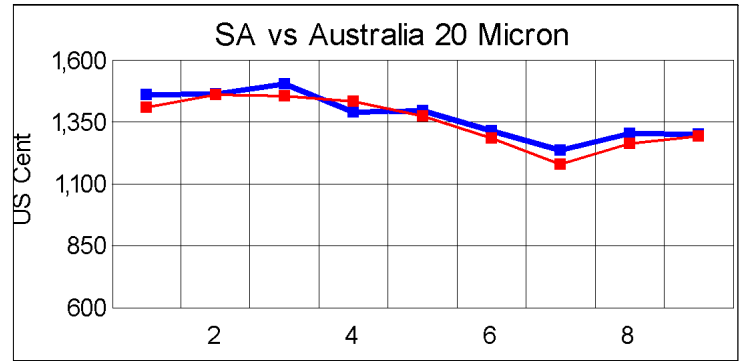
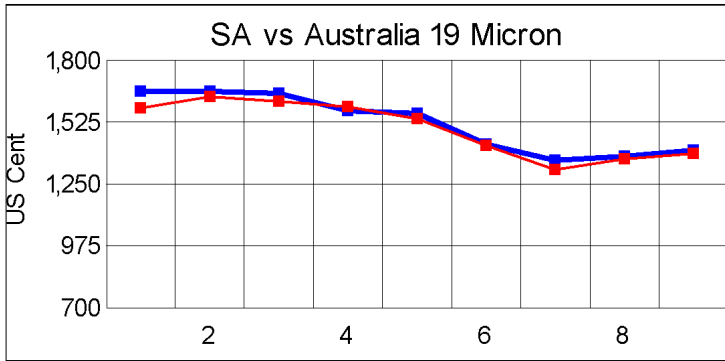
Average Topmaking Styles (AWEX MF6)

Micron	100+mm	90mm	80mm	70mm	60mm	50mm	40mm	30mm	20mm	10mm
18.0										
18.5										
19.0										
19.5			10277							
20.0			10021	8989			8283			
20.5			9719	9864	8701	8173	8428			
21.0			9581	9143	8882	8109				
21.5				9197	8398	8180				
22.0				8907						
22.5										
23.0				7858						
23.5										
24.0										

* Based on a minimum of 3 lots sold per category

Other Selected Types/Qualities

	Long			Medium		
	19μ	20μ	21μ	19μ	20μ	21μ
Good Quality						
Lambswool	11022	10102	9858	9995	8547	8927
Bellies	10226	9300		9468	7493	7683
Locks				7209	6786	6305
Average Quality						
Lambswool	10943	10108	8887	8891	8370	7791
Bellies	9924	9850	8984	9449	8348	7725
Locks		8192		6859	6194	4483
Inferior Quality						
Fleecewool	10453	9201	8625	8064	6968	7190
Lambswool	10247	9322				
Bellies	9652	9027	8339	8885	8250	7924
Locks				6111	5061	4798



— SA in USc
— Aus in USc

— SA in USc
— Aus in USc

Market Commentary

WOOL PRICES STRENGTHEN

PORT ELIZABETH: Wool prices improved for a second week in a row as there seems to be more confidence in the market and the Cape Wools Merino indicator gained 4% to close at R93,15/kg (clean).

The market was also supported by a slightly weaker rand, which had lost 1,5% of its value against the US dollar compared with last week's average rates and was trading at R7,92. At R10,94, the rand was 2,3% weaker against the euro.

Wool receipts at brokers' wool stores to date stand at 12,68 million kg, which is down almost 10% compared with the corresponding time last season. This decline could be the result of last season's outbreak of Rift Valley Fever, while problem animals, particularly jackal, have also become a major problem.

The offering comprised 10 476 bales of which 98% was sold. Major buyers were Standard Wool SA (3 301 bales), Modiano SA (3 246 bales), Lempriere SA (1 392 bales) and Stucken & Co (1 320 bales).

The average clean price for the different categories good top-making (MF5), sound, long fleeces (less than 1% seed content) were as follows: 19 microns were rose 3,4% to R109,88/kg, 19,5 microns were up 3% to R106,41/kg, 20 microns rose by 3,9% to R102,49/kg, 20,5 microns were 3,8% dearer at R100,31/kg; 21 microns gained 3,2% to close at R97,14/kg, 21,5 microns were 3,3% dearer at R94,07/kg and 22 microns rose 1,7% to close at R90,40/kg.

Approximately 8 000 bales will be offered at next week's sale.