

# National Weekly Wool Market Report

Season: 2011/2012

Sale Date: 12 October 2011



Tel: 27-41-4844301  
 Fax: 27-41-4846792  
 E-mail: stats@capewools.co.za  
 Website: www.capewools.co.za

Market Indicators				Buyers			
Indicator Unit	Current Sale	Last Sale	Change	Company	Bales Purchased This Week	% of Purchases	Total Bales Purchased This Season
SA c/kg	8958	8661	3.4%	Standard Wool SA	2633	33.7%	18885
Ave. to date (11/12)	9294	9342	-0.5%	G Modiano SA	1873	24.0%	13288
Ave. to date (10/11)	5745			Stucken & Co	1511	19.3%	11394
US c/kg	1149	1074	7.0%	Lempriere SA	1050	13.4%	9042
Euro c/kg	837	806	3.9%	Segard Masurel SA	434	5.6%	3048
AWEX EMI	1166	1162	0.3%	New England Wool SA	50	0.6%	522
				Chargeurs Wool SA			

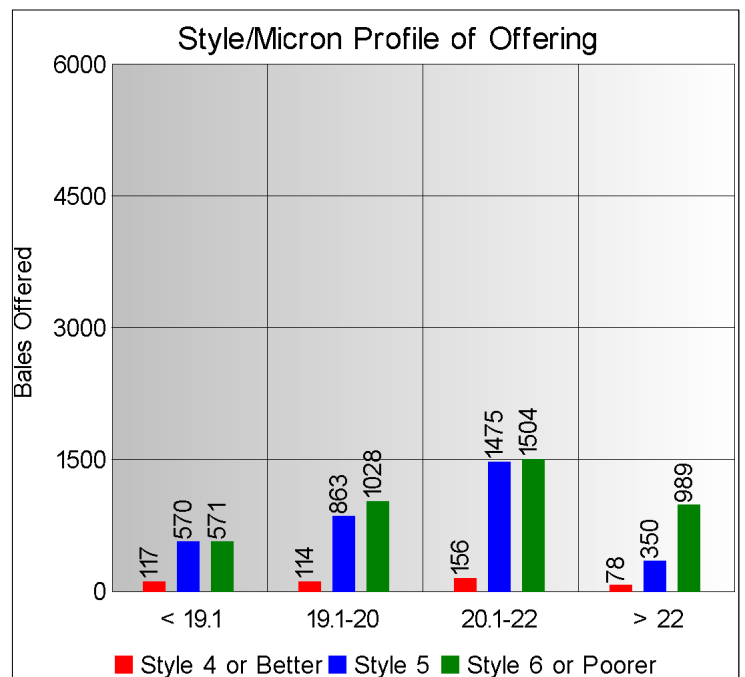
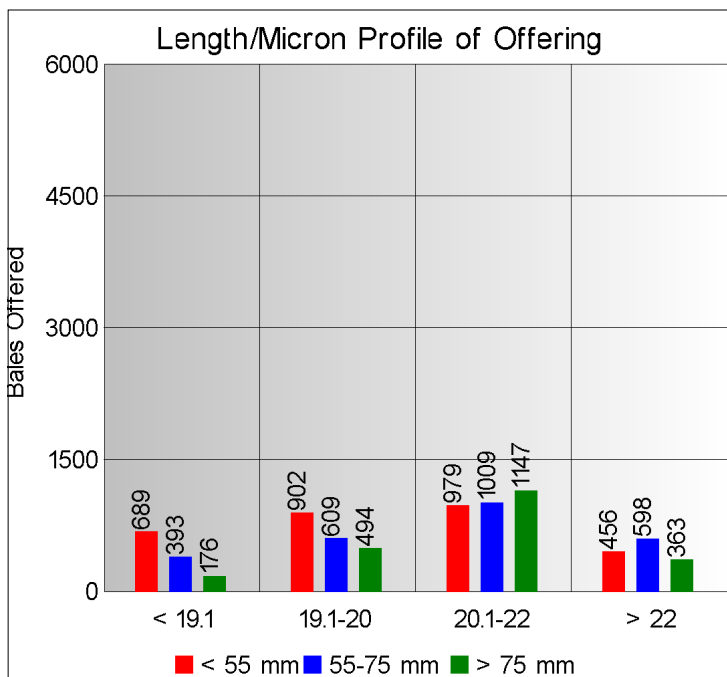
  

Exchange Rates			
Currency Unit	This Week	Previous Week	% Change
R/USD	7.7986	8.0665	3.3%
R/Euro	10.6988	10.7448	0.4%
R/AUD	7.8338	7.7155	-1.5%
USD/AUD	1.0041	0.9566	-5.0%

## Analysis of Offerings by Broker This Week (Bales)

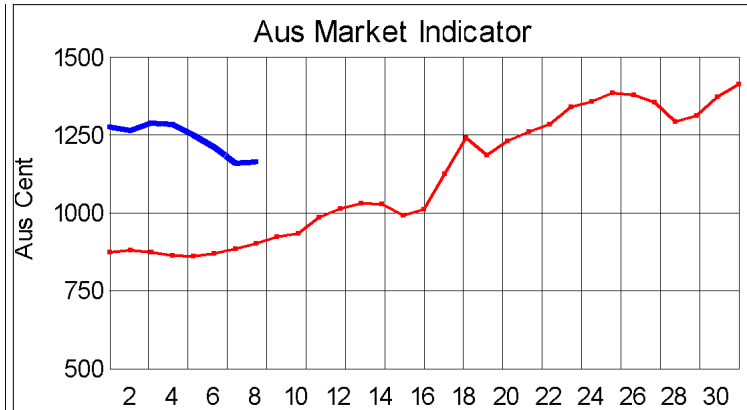
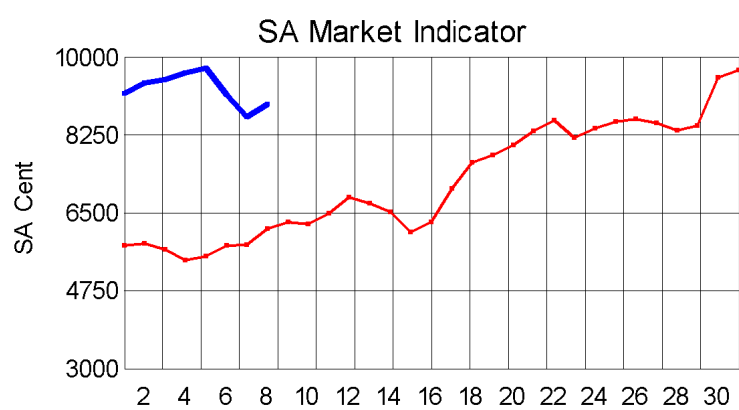
Broker	Merino Fleeces	Merino Bellies	Merino Lambs	Merino Backs	Merino Locks	* Other	Total	% Sold
BKB	3016	443	512	355	459	664	5449	95.7%
CMW	1225	204	363	169	212	193	2366	98.8%
MAS	0	0	0	0	0	0	0	
SBL	0	0	0	0	0	0	0	
VLW	0	0	0	0	0	0	0	
<b>Total</b>	<b>4241</b>	<b>647</b>	<b>875</b>	<b>524</b>	<b>671</b>	<b>857</b>	<b>7815</b>	<b>96.6%</b>

\* Crossbred types, Coarse and Coloured and Inferior



## Receipts 2011/2012 Season

Season to Date (Kg.) 11,594,788.9 Previous Season to Date 12,824,691.9 Percentage Change: -9.59%



Current Season — Previous Season —

**Average Fleece Wool Prices (c/kg. clean)**  
**Spinners and Good Topmaking Styles (AWEX Types MF4 and MF5)**

Micron	100+mm	90mm	80mm	70mm	60mm	50mm	40mm	30mm	20mm	10mm
18.0			11866	11552						
18.5			11079	11132			8822			
19.0		10689	10739	10318	9922	9178	8814			
19.5			10370	10153	9843					
20.0		9919	9900	9903	9035	8866	8063			
20.5		9778	9667	9673	9065		7965			
21.0		9441	9490	9360	9190	8433				
21.5			9145	8967						
22.0			8969	8877						
22.5			8525							
23.0										
23.5										
24.0										

\* Based on a minimum of 3 lots sold per category

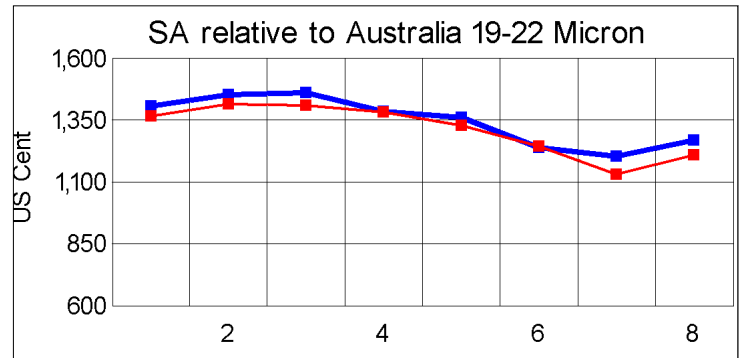
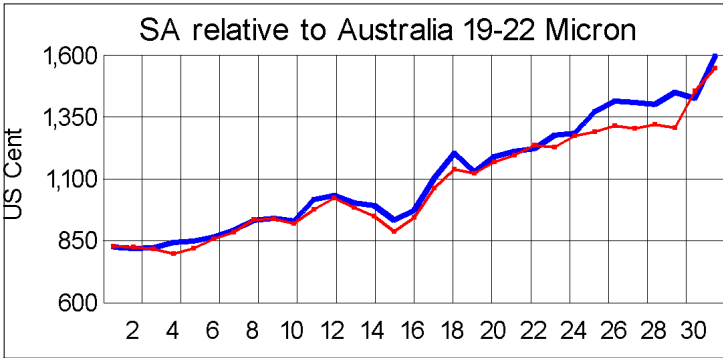
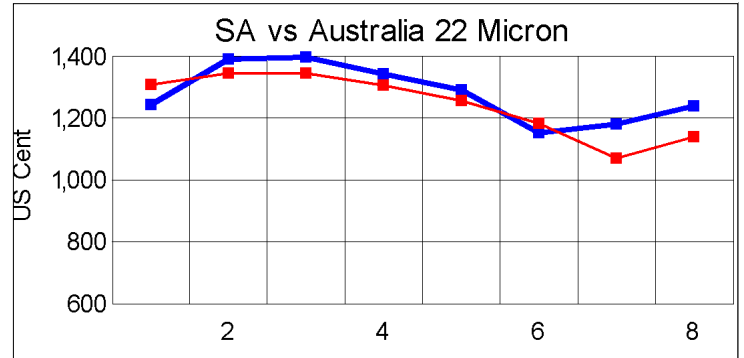
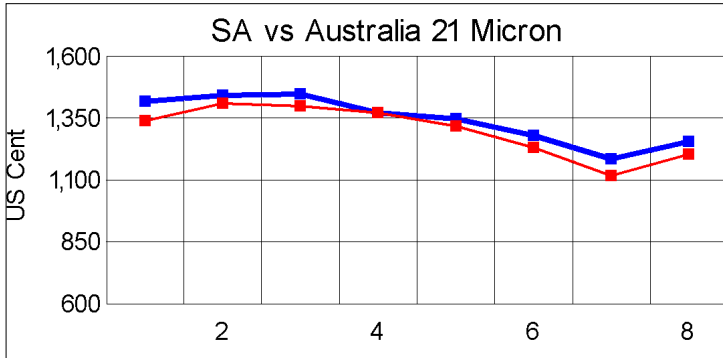
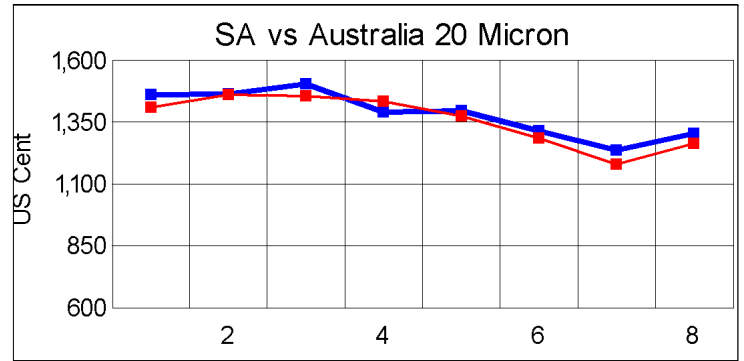
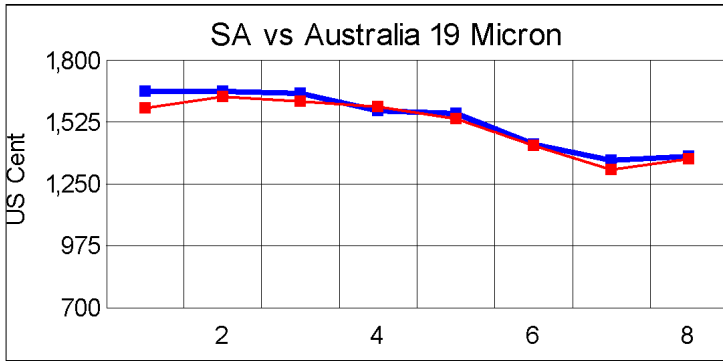
**Average Topmaking Styles (AWEX MF6)**

Micron	100+mm	90mm	80mm	70mm	60mm	50mm	40mm	30mm	20mm	10mm
18.0										
18.5										
19.0										
19.5				9997						
20.0			9795	9671						
20.5			9509	9450						
21.0			9116	9068	9060					
21.5				8868						
22.0					8182					
22.5										
23.0										
23.5										
24.0										

\* Based on a minimum of 3 lots sold per category

**Other Selected Types/Qualities**

	Long			Medium		
	19μ	20μ	21μ	19μ	20μ	21μ
<b>Good Quality</b>						
Lambswool	10351	9381		8728	8877	
Bellies	9723	8578	9004	8977	8238	
Locks				7569	6378	6067
<b>Average Quality</b>						
Lambswool	10454	9059	9218	8117	7497	7128
Bellies	9064	8893	8306	8800	8212	7800
Locks			6162	7347	6852	6763
<b>Inferior Quality</b>						
Fleecewool	9660	9106	8624	8394	7682	7785
Lambswool		8532		9747		
Bellies	9584	8731	7716	8676	8088	6639
Locks				6347	4914	4374



— SA in USc  
— Aus in USc

— SA in USc  
— Aus in USc

## Market Commentary

### WOOL MARKET STRENGTHENS

**PORT ELIZABETH:** The wool market changed direction at this week's auction after falling sharply over the previous two weeks, and the Cape Wools' Merino indicator gained 3,4% on last week to close at R89,58/kg (clean).

Although it is just under the key R90/kg level, it still is up 46% on the same sale last season. The Australian market has also steadied with a slight increase in prices.

Prices increased despite a stronger rand, which was up 3,3% against the US dollar compared with last week's sale and was trading at R7,79. At R10,69, the rand was 0,4% stronger against the euro.

A fresh seasonal high of R137/kg (greasy) was obtained for a bale of 15,8 microns belonging to Mike Palmer of the farm Albany in the Grahamstown district. The previous high was R132/kg.

A total of 7 815 bales was offered of which 96% was sold. Major buyers were Standard Wool SA (2 633 bales), Modiano SA (1 873 bales), Stucken & Co (1 511 bales) and Lempriere SA (1 050 bales).

The average clean price for the different categories good top-making (MF5), sound, long fleeces (less than 1% seed content) were as follows: 19 microns were unchanged at R106,23/kg, 19,5 microns were up 2,3% to R103,27/kg, 20 microns rose by 3,4% to R98,63/kg, 20,5 microns were 5,1% dearer at R96,61/kg; 21 microns gained 4,2% to close at R94,11/kg, 21,5 microns were 2,9% dearer at R91,06/kg and 22 microns rose 2,8% to close at R88,93/kg.

Approximately 10 000 bales will be offered at next week's sale.