

National Weekly Wool Market Report

Season: 2011/2012

Sale Date: 4 & 5 October 2011



Tel: 27-41-4844301
 Fax: 27-41-4846792
 E-mail: stats@capewools.co.za
 Website: www.capewools.co.za

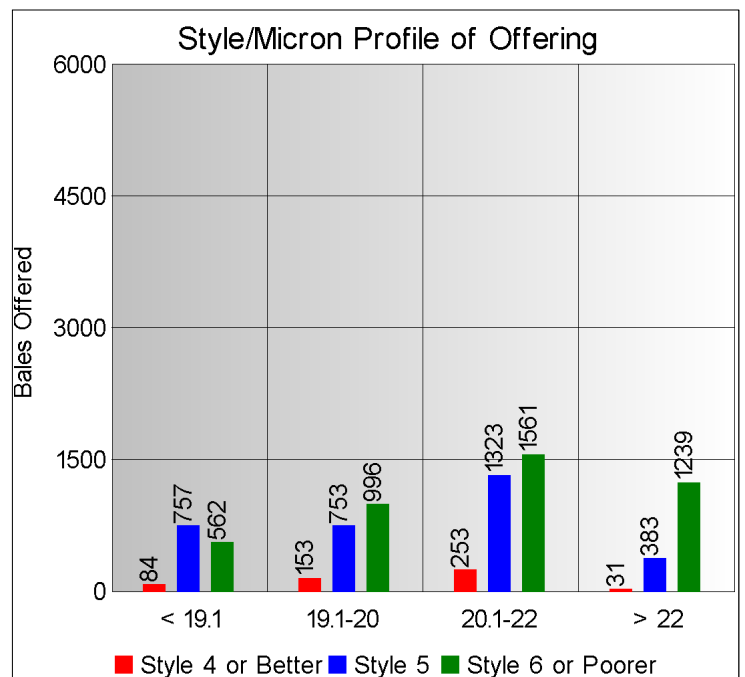
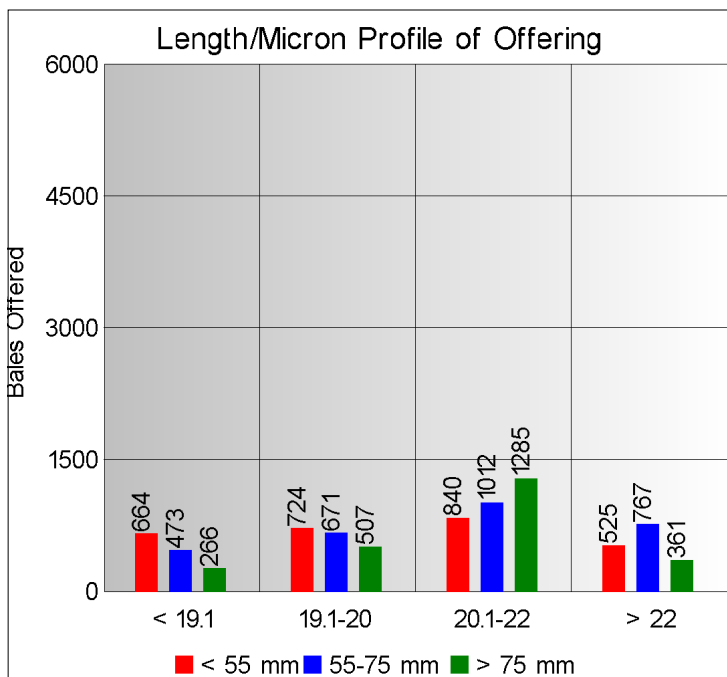
Market Indicators				Buyers			
Indicator Unit	Current Sale	Last Sale	Change	Company	Bales Purchased This Week	% of Purchases	Total Bales Purchased This Season
SA c/kg	8661	9168	-5.5%	Standard Wool SA	2564	31.7%	16252
Ave. to date (11/12)	9342	9455	-1.2%	G Modiano SA	1596	19.7%	11415
Ave. to date (10/11)	5687			Lempriere SA	1310	16.2%	7992
US c/kg	1074	1174	-8.6%	Stucken & Co	1218	15.1%	9883
Euro c/kg	806	862	-6.5%	Segard Masurel SA	269	3.3%	2614
AWEX EMI	1162	1212	-4.1%	New England Wool SA	99	1.2%	472
				Chargeurs Wool SA			

Exchange Rates			
Currency Unit	This Week	Previous Week	% Change
R/USD	8.0665	7.8087	-3.3%
R/Euro	10.7448	10.6358	-1.0%
R/AUD	7.7155	7.7340	0.2%
USD/AUD	0.9566	0.9904	3.4%

Analysis of Offerings by Broker This Week (Bales)

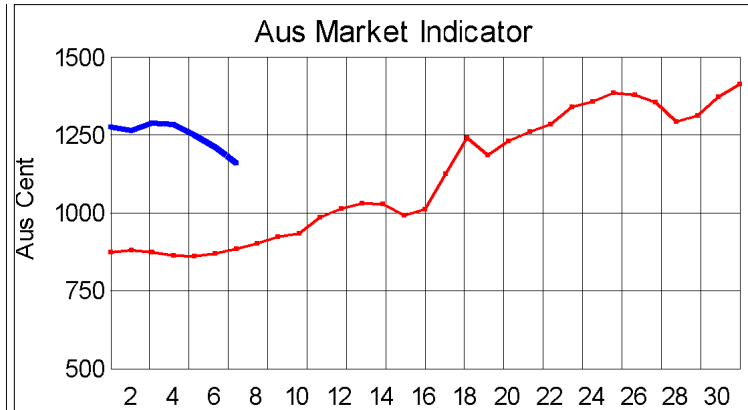
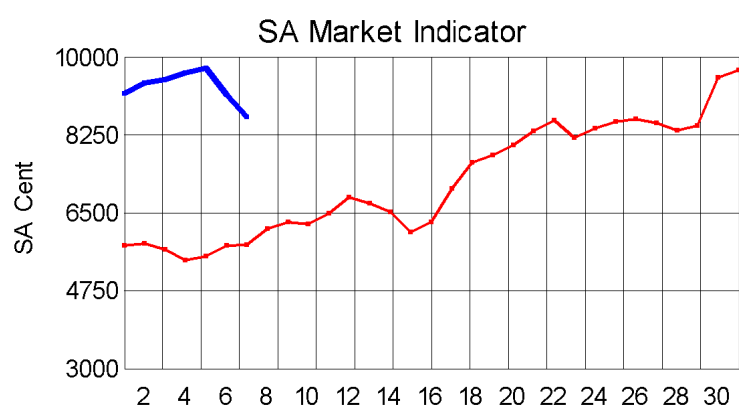
Broker	Merino Fleeces	Merino Bellies	Merino Lambs	Merino Backs	Merino Locks	* Other	Total	% Sold
BKB	2403	351	432	261	389	559	4395	82.9%
CMW	1481	122	252	181	122	198	2356	90.7%
MAS	190	28	60	20	44	191	533	89.3%
SBL	244	46	54	24	57	70	495	99.6%
VLW	187	17	19	21	21	51	316	96.8%
Total	4505	564	817	507	633	1069	8095	87.2%

* Crossbred types, Coarse and Coloured and Inferior



Receipts 2011/2012 Season

Season to Date (Kg.) 10,314,599.4 Previous Season to Date 11,434,246.8 Percentage Change: -9.79%



Current Season — Previous Season —

Average Fleece Wool Prices (c/kg. clean)
Spinners and Good Topmaking Styles (AWEX Types MF4 and MF5)

Micron	100+mm	90mm	80mm	70mm	60mm	50mm	40mm	30mm	20mm	10mm
18.0		12130		11434						
18.5			11108	10896	10842	9613	9152			
19.0		10546	10657	10592	9504	9653	8604			
19.5		10231	10177	9885		8977				
20.0		9573	9539	9518	9334	8652	8355			
20.5		9164	9270	9129	8465					
21.0		9127	9028	9091	8873	8087				
21.5		8930	8898	8698						
22.0		8725	8656							
22.5			8352							
23.0										
23.5			8245							
24.0										

* Based on a minimum of 3 lots sold per category

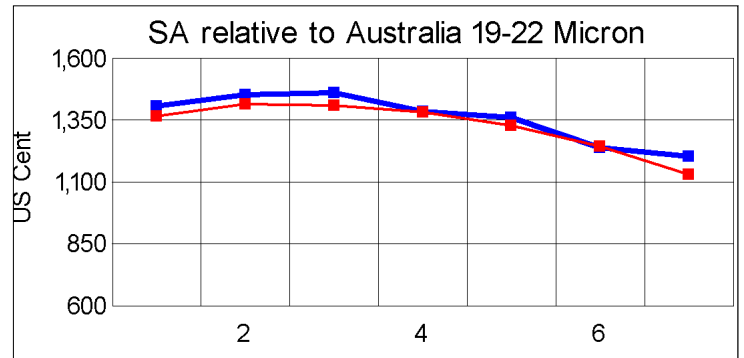
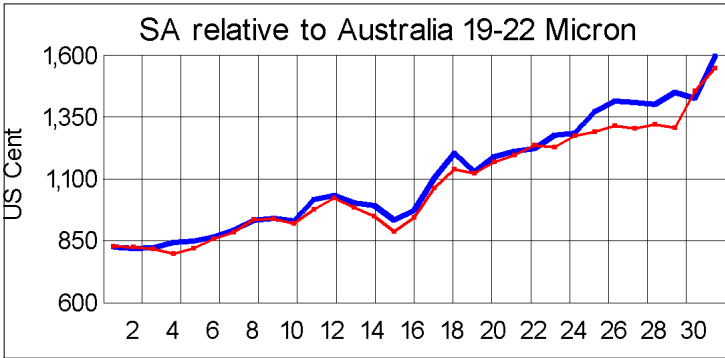
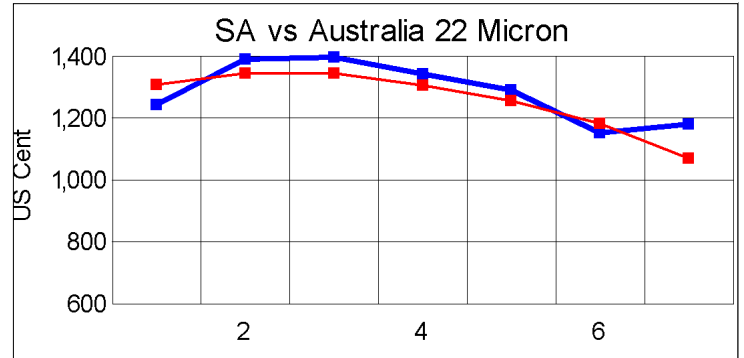
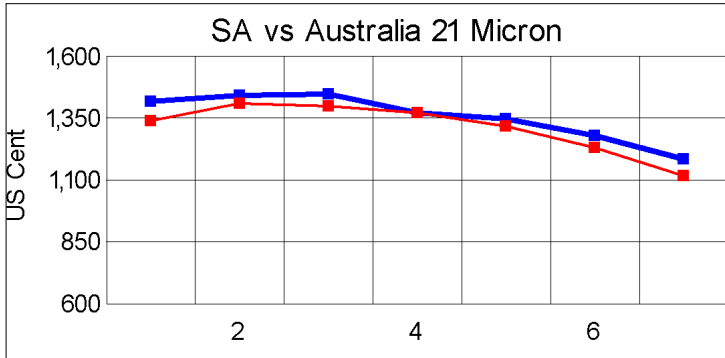
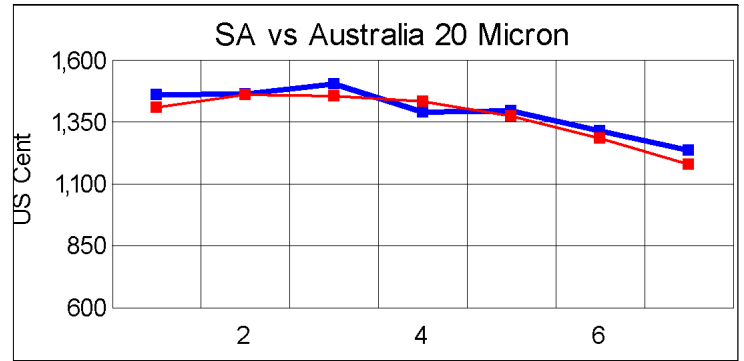
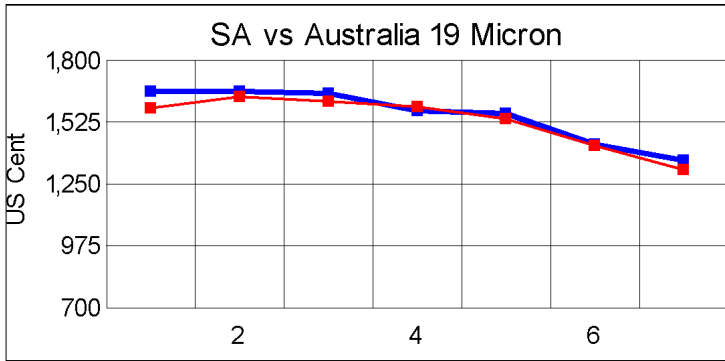
Average Topmaking Styles (AWEX MF6)

Micron	100+mm	90mm	80mm	70mm	60mm	50mm	40mm	30mm	20mm	10mm
18.0										
18.5										
19.0					9812					
19.5					9036					
20.0			8998	9304		7802	8347			
20.5			8994	8922	8985					
21.0			8861	8808						
21.5				8505						
22.0				8348	7925					
22.5				7842						
23.0				7049						
23.5										
24.0										

* Based on a minimum of 3 lots sold per category

Other Selected Types/Qualities

	Long			Medium		
	19μ	20μ	21μ	19μ	20μ	21μ
Good Quality						
Lambswool	10373	9842		9042	8653	8123
Bellies	9465	8639	7827	8763	8641	8270
Locks				7684	6895	6581
Average Quality						
Lambswool	10271	9210		8451	7800	
Bellies	9623	8494	8324	8820	8035	7684
Locks				7018	6595	5724
Inferior Quality						
Fleecewool	8994	8715	8428	9024	8268	8196
Lambswool	8842	8975		8655	8996	
Bellies	8536	8471	6245	8197	7565	6428
Locks				4942	4716	4389



— SA in USc
— Aus in USc

— SA in USc
— Aus in USc

Market Commentary

GLOBAL UNCERTAINTY AFFECTS WOOL PRICES

PORT ELIZABETH: Wool prices took another dip at this week's sale as the turbulence in commodity markets and market uncertainty continue and the Cape Wools market indicator dropped 5,5% to close the day at R86,61/kg (clean).

This means that the indicator currently is down by almost 6% on the opening sale. The Australian market also lost ground at this week's sales.

The rand was trading at R8,06 against the US dollar, which was down 3,3% from last week's average rate. At R10,74, it was 1% weaker against the euro.

This week's offering comprised 8 095 bales offered of which 87% was sold. Major buyers were Standard Wool SA (2 564 bales), Modiano SA (1 596 bales), Lempriere SA (1 310 bales) and Stucken & Co (1 218 bales).

Prices for most long fleece wools were down by between 4% and 7%. In contrast with last week, the medium wools were the worst affected at this sale.

The average clean price for the different categories good top-making (MF5), sound, long fleeces (less than 1% seed content) were as follows: 19 microns dropped 4,4% to close at R106,26/kg, 19,5 microns were down 4,6% to R100,99/kg, 20 microns declined by 5% to R95,38/kg, 20,5 microns were 6,2% cheaper at R91,89/kg; 21 microns weakened by 6,2% to close at R90,29/kg, 21,5 microns were 7% cheaper at R88,47/kg and 22 microns fell by 6,5% to close at R86,48/kg.

Approximately 8 000 bales will be offered at next week's sale.