

# National Weekly Wool Market Report

Season: 2011/2012

Sale Date: 31 August 2011



Tel: 27-41-4844301  
 Fax: 27-41-4846792  
 E-mail: stats@capewools.co.za  
 Website: www.capewools.co.za

Market Indicators				Buyers			
Indicator Unit	Current Sale	Last Sale	Change	Company	Bales Purchased This Week	% of Purchases	Total Bales Purchased This Season
SA c/kg	9432	9202	2.5%	Standard Wool SA	2393	39.1%	6260
Ave. to date (11/12)	9317	9202	1.3%	Stucken & Co	1225	20.0%	3394
Ave. to date (10/11)	5802			G Modiano SA	1145	18.7%	3972
US c/kg	1350	1302	3.7%	Lempriere SA	659	10.8%	2338
Euro c/kg	935	904	3.4%	Segard Masurel SA	334	5.5%	910
AWEX EMI	1266	1277	-0.9%	New England Wool SA	22	0.4%	152
				Chargeurs Wool SA			

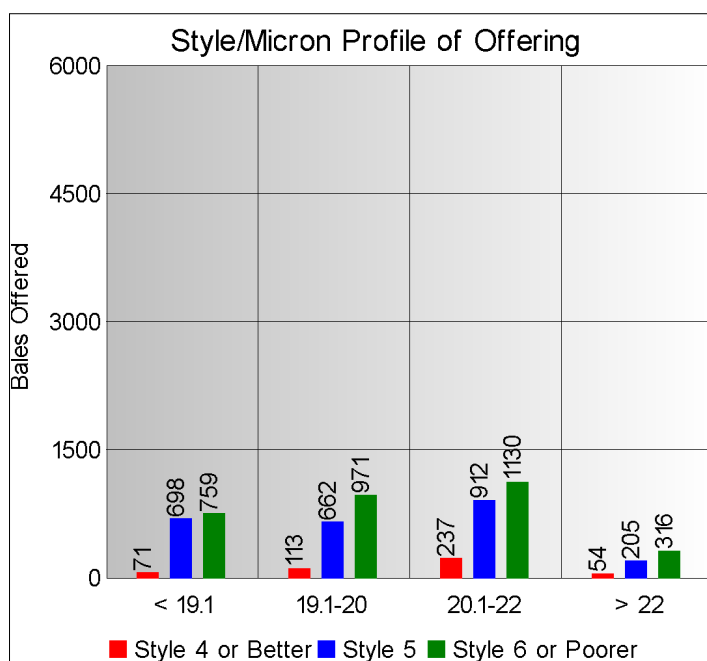
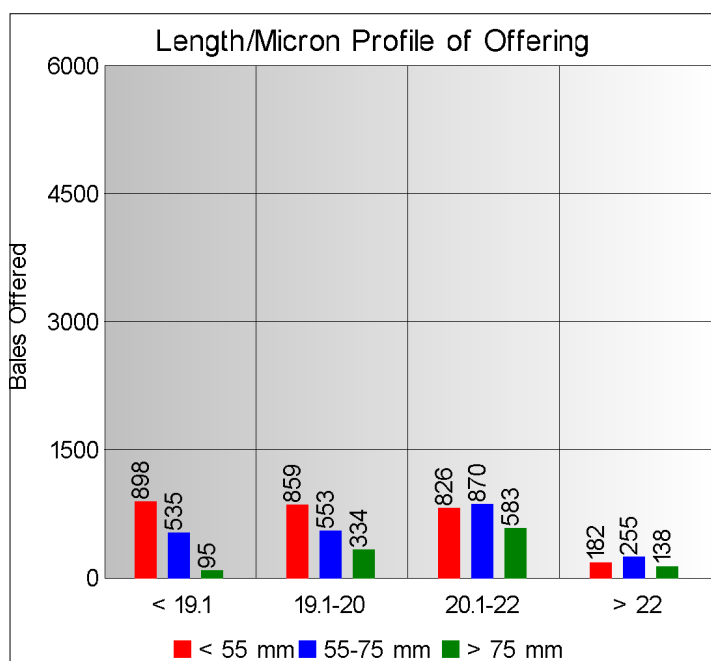
  

Exchange Rates			
Currency Unit	This Week	Previous Week	% Change
R/USD	6.9855	7.0654	1.1%
R/Euro	10.0885	10.1757	0.9%
R/AUD	7.4611	7.4240	-0.5%
USD/AUD	1.0683	1.0508	-1.7%

## Analysis of Offerings by Broker This Week (Bales)

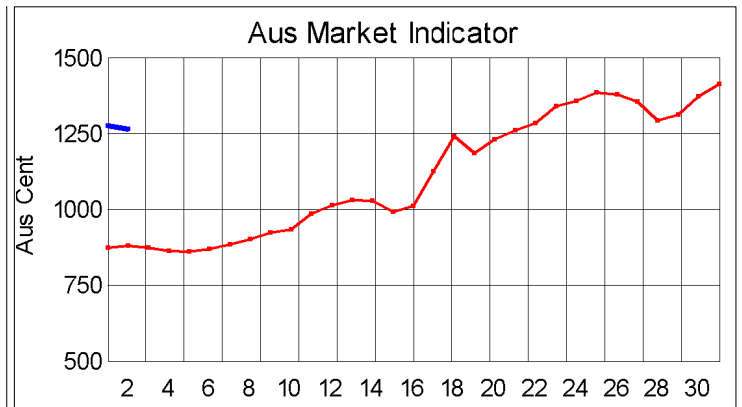
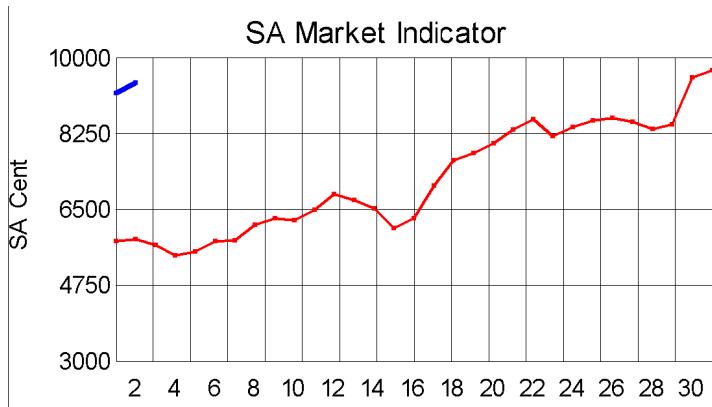
Broker	Merino Fleeces	Merino Bellies	Merino Lambs	Merino Backs	Merino Locks	* Other	Total	% Sold
BKB	1890	310	391	124	378	602	3695	93.6%
CMW	871	316	326	134	240	546	2433	95.4%
LAN	0	0	0	0	0	0	0	
SBL	0	0	0	0	0	0	0	
VLW	0	0	0	0	0	0	0	
<b>Total</b>	<b>2761</b>	<b>626</b>	<b>717</b>	<b>258</b>	<b>618</b>	<b>1148</b>	<b>6128</b>	<b>94.3%</b>

\* Crossbred types, Coarse and Coloured and Inferior



## Receipts 2011/2012 Season

Season to Date (Kg.) 4,709,331.4      Previous Season to Date 5,062,067.3      Percentage Change: -6.97%



Current Season — Previous Season —

**Average Fleece Wool Prices (c/kg. clean)  
Spinners and Good Topmaking Styles (AWEX Types MF4 and MF5)**

Micron	100+mm	90mm	80mm	70mm	60mm	50mm	40mm	30mm	20mm	10mm
18.0				12965						
18.5			11672	12165	11580	11165				
19.0		11635	11474	11591	10937	10383	9353			
19.5		11273	11061	10765	10399	9877	7847			
20.0			10309	10159	9849	9638				
20.5			10003	9873	9505	9088	7513			
21.0			9850	9645	9434	8704				
21.5			9663	9380	8958		6626			
22.0			9491	9281	9094	8066				
22.5				9134	8383	7987				
23.0			8846	8815	8705					
23.5										
24.0										

\* Based on a minimum of 3 lots sold per category

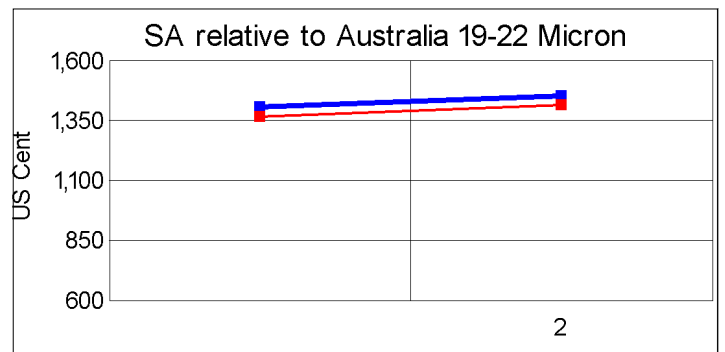
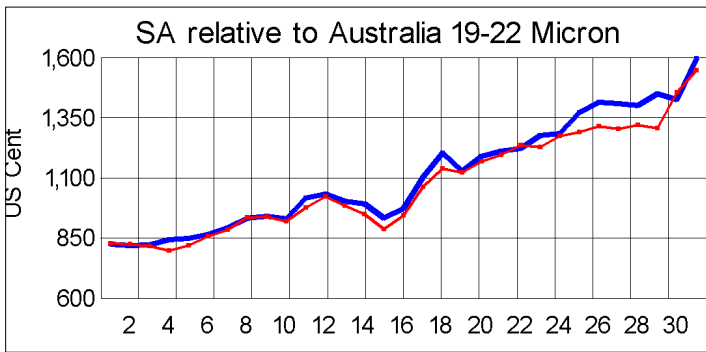
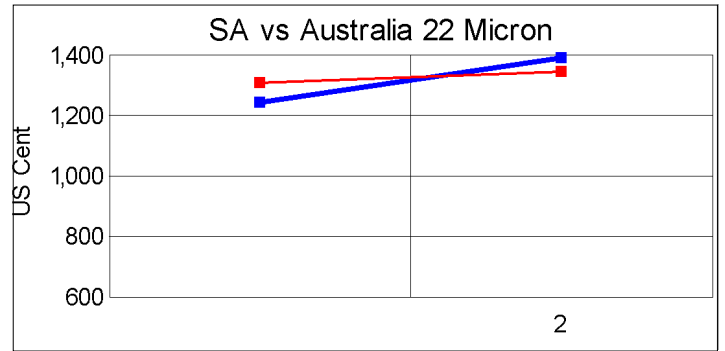
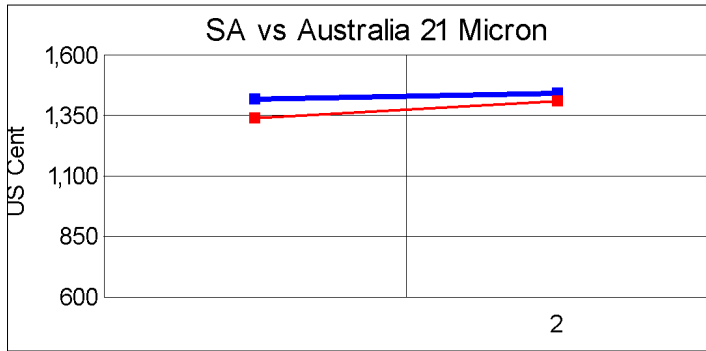
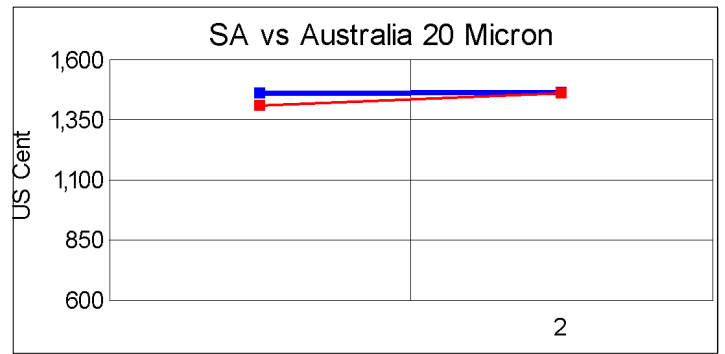
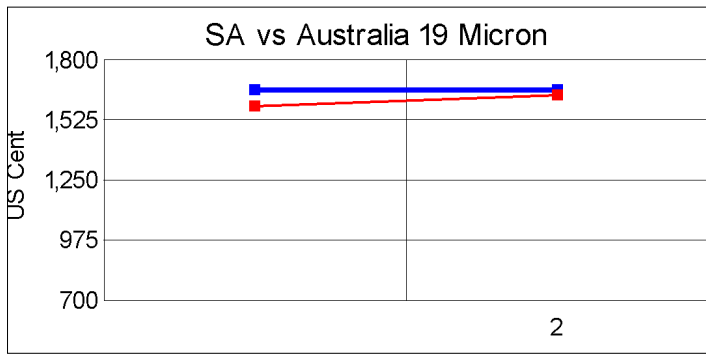
**Average Topmaking Styles (AWEX MF6)**

Micron	100+mm	90mm	80mm	70mm	60mm	50mm	40mm	30mm	20mm	10mm
18.0										
18.5										
19.0										
19.5										
20.0				10106			8195			
20.5			9908	9953		9227				
21.0										
21.5				9495		8211				
22.0										
22.5										
23.0										
23.5										
24.0										

\* Based on a minimum of 3 lots sold per category

**Other Selected Types/Qualities**

	Long			Medium		
	19μ	20μ	21μ	19μ	20μ	21μ
<b>Good Quality</b>						
Lambswool	11561			10070	9476	9050
Bellies					9255	
Locks				6638	5700	
<b>Average Quality</b>						
Lambswool	11383	9995	9697	9784	9061	7457
Bellies		9838	9192	9068	8796	8346
Locks				6730	5864	3796
<b>Inferior Quality</b>						
Fleecewool	9956	9139	8624	10331		8689
Lambswool	9982			10683	8667	
Bellies	10401	7914		8641	7476	6807
Locks				5734	4678	4472



— SA in USc  
— Aus in USc

— SA in USc  
— Aus in USc

## Market Commentary

### WOOL PRICES FIRMER AT SECOND SALE

**PORT ELIZABETH:** The wool market put up a solid performance at the second sale of the season when the Cape Wools Merino indicator gained 2,5% on the previous sale a fortnight ago to close at R94,32/kg (clean).

The local market took some direction from the Australian market where prices were firm and the indicator closed marginally higher compared with the previous sale. The fairly small offering of 6 128 bales also helped to support prices.

The rand, at R6,98 was 1,1% stronger against the US dollar compared with the average rate at the previous sale. It was up 0,9% against the euro at R10,08.

A sales percentage of 94% was achieved. Major buyers were Standard Wool SA (2 393 bales), Stucken & Co (1 225 bales), Modiano SA (1 145 bales), and Lempriere SA (659 bales).

The average clean price for the different categories good top-making (MF5), sound, long fleeces (less than 1% seed content) were as follows: 19 microns gained 1,9% tot R114,62/kg, 19,5 microns were 3% dearer at R109,13/kg, 20 microns were up 2,4% at R102,16/kg, 20,5 microns rose 2% to R99,57/kg; 21 microns gained 4,2% to close at R98,68/kg, 21,5 microns were 2% dearer at R95,23/kg and 22 microns rose 1,6% to close at R93,99/kg.

Approximately 7 500 bales will come under the hammer at next week's sale.