

National Weekly Wool Market Report

Season: 2011/2012

Sale Date: 16 & 17 August 2011



Tel: 27-41-4844301
 Fax: 27-41-4846792
 E-mail: stats@capewools.co.za
 Website: www.capewools.co.za

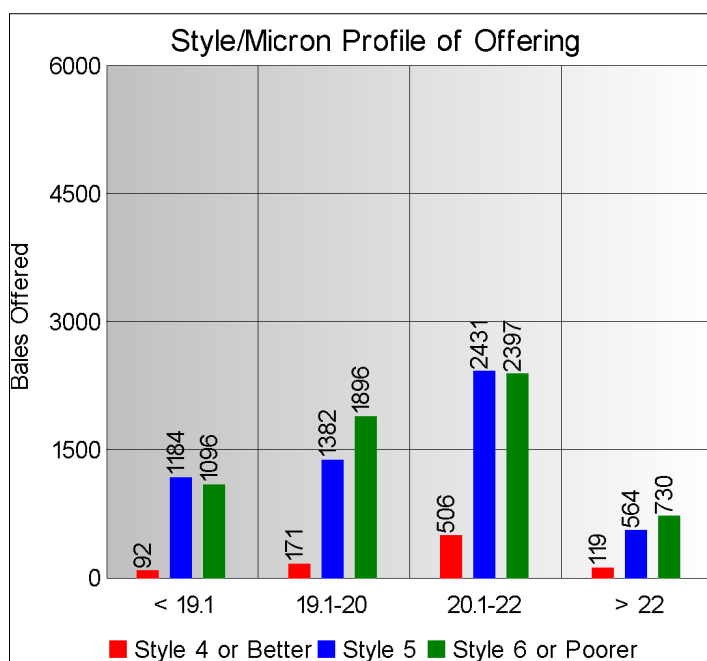
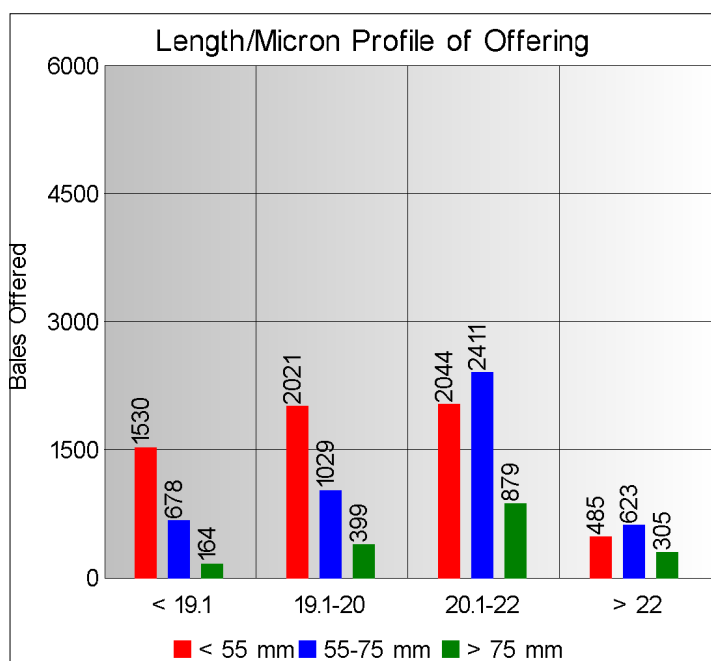
Market Indicators				Buyers			
Indicator Unit	Current Sale	Last Sale	Change	Company	Bales Purchased This Week	% of Purchases	Total Bales Purchased This Season
SA c/kg	9202	9729	-5.4%	Standard Wool SA	3924	31.2%	6317
Ave. to date (11/12)	9202	7209	27.7%	G Modiano SA	3000	23.9%	4145
Ave. to date (10/11)	5777			Stucken & Co	2598	20.7%	3823
US c/kg	1302	1454	-10.4%	Lempriere SA	1705	13.6%	2364
Euro c/kg	904	992	-8.9%	Segard Masurel SA	576	4.6%	910
AWEX EMI	1277	1416	-9.8%	New England Wool SA	141	1.1%	163
				Chargeurs Wool SA			

Exchange Rates			
Currency Unit	This Week	Previous Week	% Change
R/USD	7.0654	6.6931	-5.6%
R/Euro	10.1757	9.8068	-3.8%
R/AUD	7.4240	7.1178	-4.3%
USD/AUD	1.0508	1.0634	1.2%

Analysis of Offerings by Broker This Week (Bales)

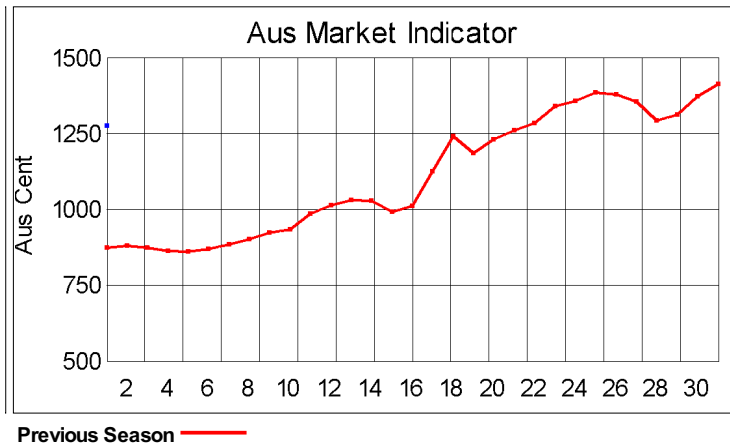
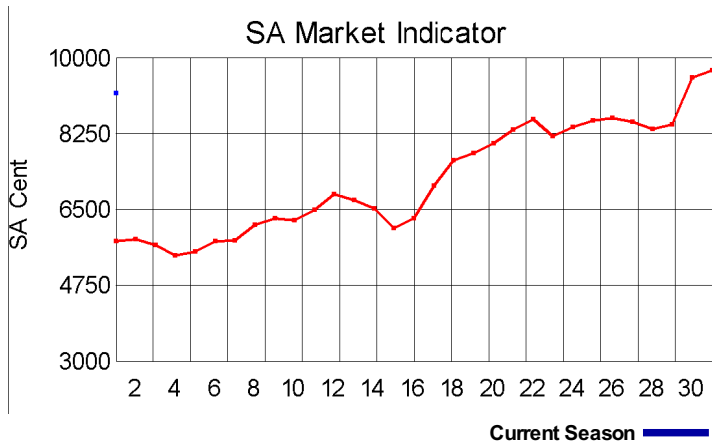
Broker	Merino Fleeces	Merino Bellies	Merino Lambs	Merino Backs	Merino Locks	* Other	Total	% Sold
BKB	3057	521	714	226	532	1359	6409	93.1%
CMW	2128	430	465	194	211	694	4122	99.5%
LAN	0	0	0	0	0	0	0	
SBL	718	134	120	72	134	250	1428	91.7%
VLW	270	51	112	13	47	116	609	99.0%
Total	6173	1136	1411	505	924	2419	12568	95.3%

* Crossbred types, Coarse and Coloured and Inferior



Receipts 2011/2012 Season

Season to Date (Kg.) 2,765,010.8 Previous Season to Date 3,208,885.5 Percentage Change: -13.83%



Average Fleece Wool Prices (c/kg. clean)

Spinners and Good Topmaking Styles (AWEX Types MF4 and MF5)

Micron	100+mm	90mm	80mm	70mm	60mm	50mm	40mm	30mm	20mm	10mm
18.0				12984	12525	11965	10306	7087		
18.5			12768	12302	11494	10901	8979			
19.0			11299	11283	10851	10341	8679			
19.5			10921	10497	10294	9882	8003	6616		
20.0			10018	9940	9576	9101	8016			
20.5		9739	9711	9659	9272	8820	7639			
21.0		9809	9703	9570	9089	8500	7033			
21.5			9459	9402	8832	8102				
22.0			9320	9246	8777	8102				
22.5				8979	8513					
23.0				8538		7138				
23.5			8722	7797						
24.0										

* Based on a minimum of 3 lots sold per category

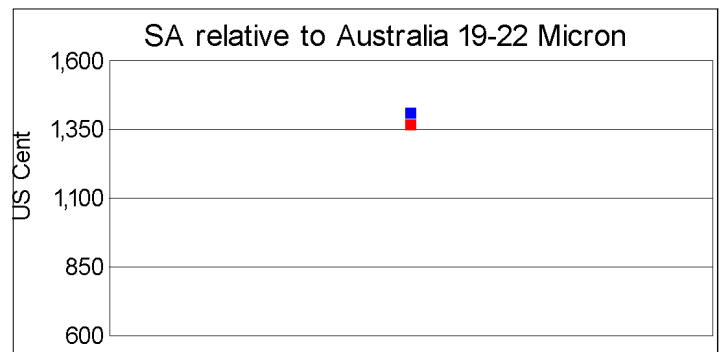
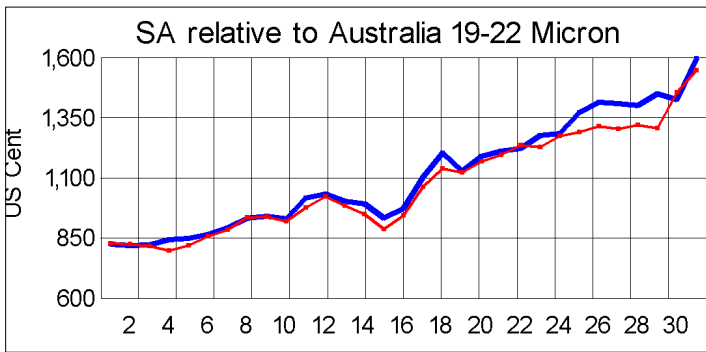




Average Topmaking Styles (AWEX MF6)

Micron	100+mm	90mm	80mm	70mm	60mm	50mm	40mm	30mm	20mm	10mm
18.0										
18.5						10514				
19.0						9890				
19.5						9244	7798			
20.0				10011	8948	9084	8006			
20.5				8689	8883		7187			
21.0				9016	9129	8844				
21.5				8801		8338	7157			
22.0				9007		7849				
22.5										
23.0										
23.5										
24.0										

* Based on a minimum of 3 lots sold per category

Other Selected Types/Qualities

	Long			Medium		
	19μ	20μ	21μ	19μ	20μ	21μ
Good Quality						
Lambswool	11132	9746	9240	9984	8105	8218
Bellies					7805	7337
Locks				5597	5519	5230
Average Quality						
Lambswool	10884	9557	9142	8817	8212	7646
Bellies	8574	8574		8335	7689	7560
Locks				4942	4523	3573
Inferior Quality						
Fleecewool	9501	8928	8298	9033	8506	7037
Lambswool	9974	8449	8799	9407		
Bellies	7774	8124	7463	8215	7468	7627
Locks				4058	3880	3605



— SA in USc
— Aus in USc

— SA in USc
— Aus in USc

Market Commentary

WOOL PRICES SOFTER AT OPENING SALE

PORT ELIZABETH: Wool prices were softer at the first sale of the 2011/12 season as uncertainty in world markets as a result of the debt crisis in Europe and the US also affected the wool market.

The Cape Wools Merino indicator declined by 5,4% compared with the closing sale of the previous season in mid June this year to close at R92,02/kg (clean), which still is relatively high.

Another factor that contributed to the lower prices was the uncertainty around Rift Valley Fever and the issuing of health clearance certificates by the Department of Agriculture, Forestry and Fisheries for raw wool exports to China. Although the department and Chinese authorities have reached an agreement to reduce the waiting period, it is still unclear when the department will start issuing the certificates.

In Australia, prices have also declined since sales resumed last week.

Prices softened despite a slightly weaker rand, which at R7,07, had dropped 5,6% against the US dollar compared with the average rate at the previous sale. It was 3,8% weaker against the euro at R10,18.

It was a large offering with 13 026 bales catalogued of which 86,4 % was sold.

Major buyers were Standard Wool SA (3 869 bales), Modiano SA (2 827 bales), Stucken & Co (2 169 bales), and Lempriere SA (1 679 bales).

The average clean price for the different categories good top -making (MF5), sound, long fleeces (less than 1% seed content) were as follows: 20,5 microns were down 5% at R97,61/kg; 21 microns dropped 7,1% to close at R94,68/kg, and 21,5 microns were 6% cheaper at R93,32/kg.

No sale has been scheduled for next week, but sales resume on 31 August when approximately 7 000 bales will be offered.