

National Weekly Wool Market Report

Season: 2014/2015

Sale Date: 25 February 2015



CAPE WOOLS SA

Tel: 27-41-4844301

Fax: 27-41-4846792

E-mail: stats@capewools.co.za

Website: www.capewools.co.za

SA Merino Indicator				Buyers			
Indicator Unit	Current Sale	Last Sale	Change	Company	Bales Purchased This Week	% of Purchases	Total Bales Purchased This Season
# SA c/kg	11008	11206	-1.8%	Lempriere SA	1622	26.2%	65975
Ave. to date (14/15)	11186	11195	-0.1%	Standard Wool SA	1284	20.8%	61401
Ave. to date (13/14)	11448			G Modiano SA	1256	20.3%	39623
US c/kg	962	958	0.5%	Stucken & Co	1121	18.1%	30056
Euro c/kg	842	841	0.0%	Segard Masurel SA	567	9.2%	12710
AWEX EMI	1089	1085	0.4%	H Dawson Sons & Co	245	4.0%	6346
				New England Wool SA	5	0.1%	2589
				Chargeurs Wool SA	4	0.1%	2080
				CMW Operations			5529

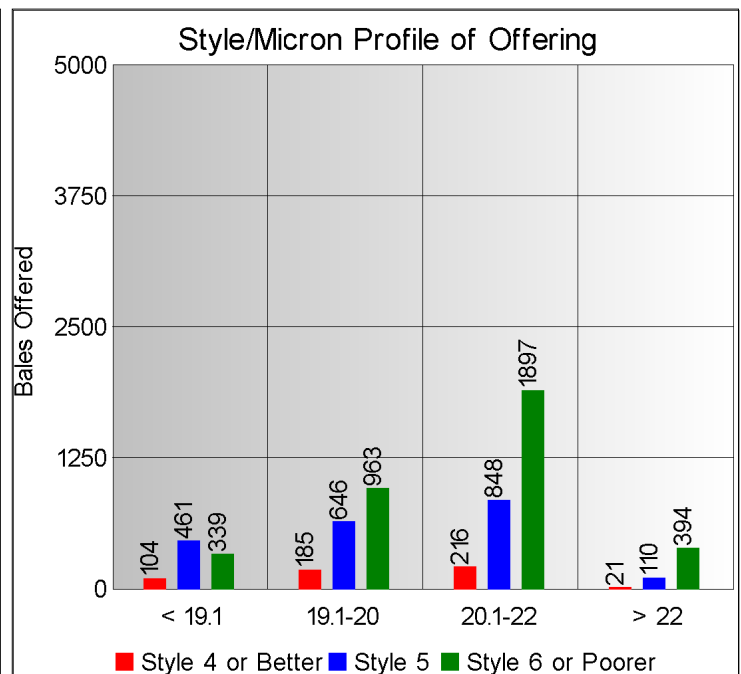
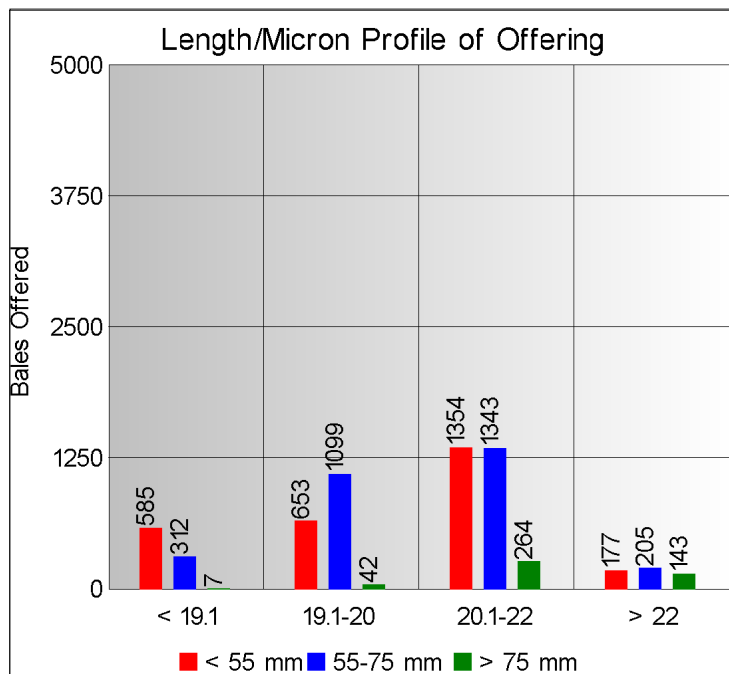
Exchange Rates			
Currency Unit	This Week	Previous Week	% Change
R/USD	11.4406	11.6984	2.2%
R/Euro	13.0790	13.3181	1.8%
R/AUD	9.1132	9.1309	0.2%
USD/AUD	0.7968	0.7806	-2.1%

Analysis of Offerings by Broker This Week (Bales)

Broker	Merino Fleeces	Merino Bellies	Merino Lambs	Merino Backs	Merino Locks	* Other	Total	% Sold
BKB	2401	502	339	47	339	642	4270	98.7%
CMW	812	151	150	144	105	552	1914	98.8%
MAS	0	0	0	0	0	0	0	
SBL	0	0	0	0	0	0	0	
VLW	0	0	0	0	0	0	0	
Total	3213	653	489	191	444	1194	6184	98.7%

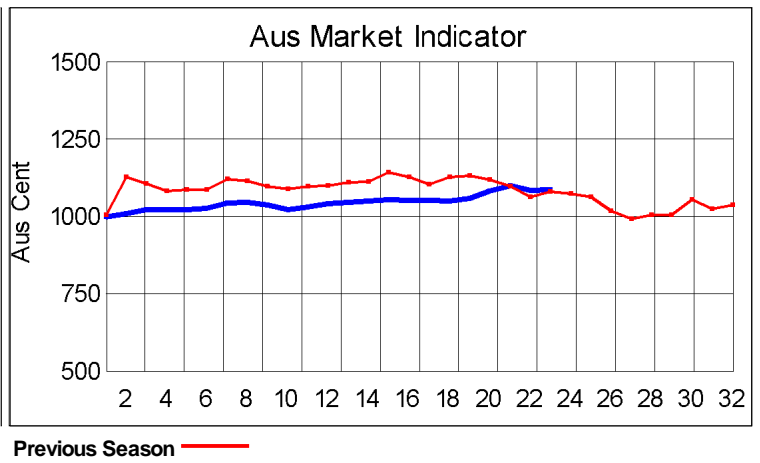
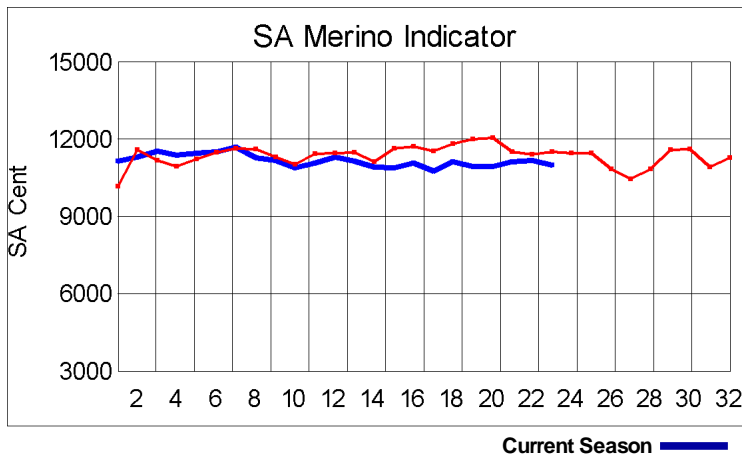
SA Merino Indicator includes Merino types comparable to international indicators.
Cape Wools All Wool Indicator, includes all white wool sold at auction.

* crossbred, coarse and coloured, inferior



Receipts 2014/2015 Season

Season to Date (Kg.) 38,345,382.4 Previous Season to Date 40,075,022.5 Percentage Change: -4.32%



Current Season ■ Previous Season ■

**Average Fleece Wool Prices (c/kg. clean)
Spinners and Good Topmaking Styles (AWEX Types MF4 and MF5)**

Micron	100+mm	90mm	80mm	70mm	60mm	50mm	40mm	30mm	20mm	10mm
18.0					11732		10710			
18.5				12044	11266	10827				
19.0				11414	10993	10588	10125			
19.5			10995	10958	10759	10492	10373			
20.0			10718	10802	10737	10341				
20.5				10741	10416	10446				
21.0				10584	10509					
21.5				10494						
22.0										
22.5										
23.0										
23.5										
24.0										

* Based on a minimum of 3 lots sold per category

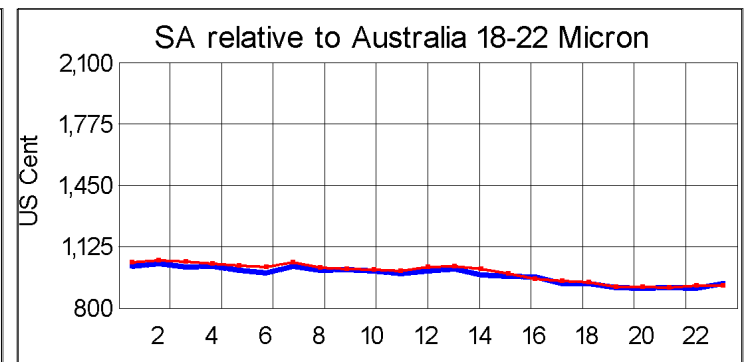
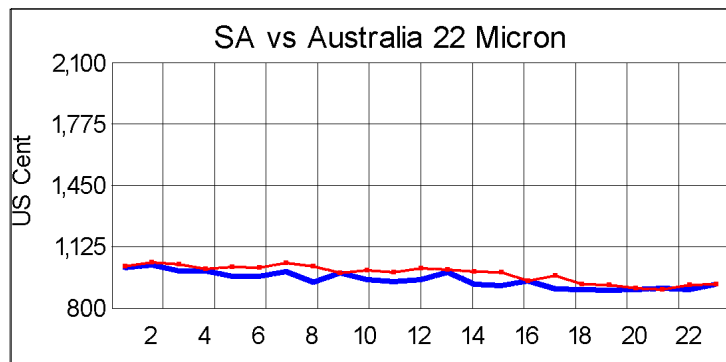
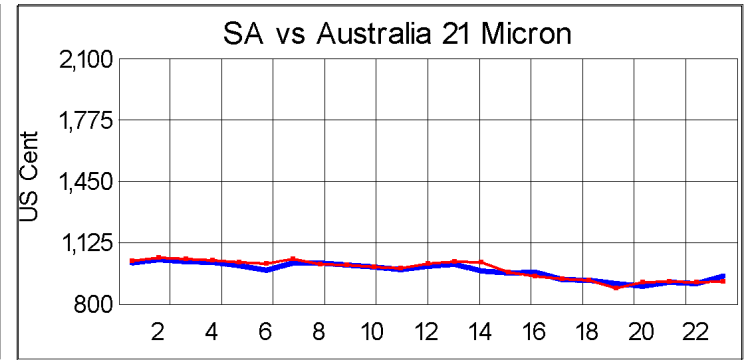
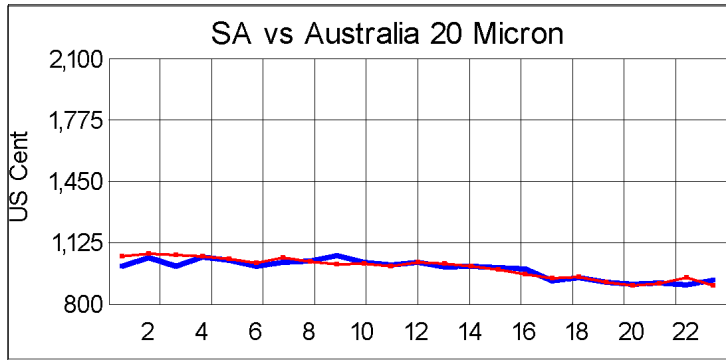
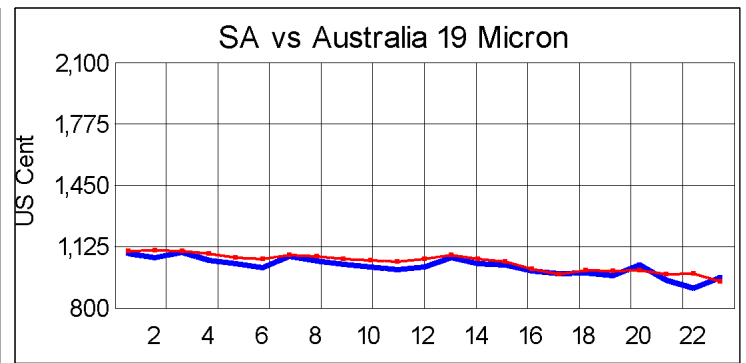
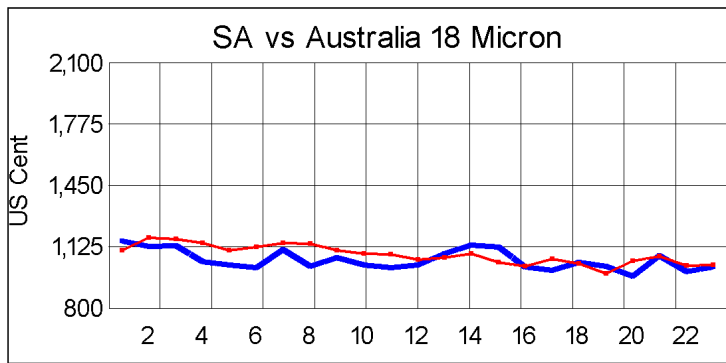
Average Topmaking Styles (AWEX MF6)

Micron	100+mm	90mm	80mm	70mm	60mm	50mm	40mm	30mm	20mm	10mm
18.0										
18.5										
19.0										
19.5					10544	9990				
20.0				10564	10534					
20.5				10551		10205				
21.0										
21.5										
22.0										
22.5										
23.0										
23.5										
24.0										

* Based on a minimum of 3 lots sold per category

Other Selected Types/Qualities

	Long			Medium		
	19μ	20μ	21μ	19μ	20μ	21μ
Good Quality						
Lambswool	11187	10692		10812	10311	
Bellies	9899	10152	10264	10258	9967	9555
Locks				9851	9227	8650
Average Quality						
Lambswool	10729	10251	9320	10474	10256	
Bellies				9533	8912	9368
Locks				9123	9199	8378
Inferior Quality						
Fleecewool	10229	9607	9634	9954	8888	9119
Lambswool		8571		10076	10076	
Bellies	10402	7789		9748	7838	6608
Locks				7790	7696	6926



— SA in USc
— Aus in USc

— SA in USc
— Aus in USc

Market Commentary

WOOL MARKET LOWER

Port Elizabeth - The wool market closed lower at this week's sale due to the stronger Rand and the Cape Wools Merino indicator declined with 1,8% to close at R110,08/kg (clean). This is 1,4% down compared to the opening sale of this season and 4,4% down compared to the corresponding sale of the previous season. On the Australian market, the indicator increased with 0,4%. The Cape Wools All-Wool Indicator shed 2,6%.

Local traders attribute the weaker market predominantly to the stronger currency. Buyers mentioned that the demand for well-grown Merino wool was strong yet they were experiencing some difficulty in acquiring sufficient quantities thereof, due to the small volumes currently on offer.

The Rand on the day traded 2,2% stronger at R11,44 against the US dollar, compared with last week's average rate, and strengthened 1,8% against the Euro at R13,08. The offering comprised of 6 184 bales of which 99% was sold. Most active traders were Lempriere SA (1 622), Standard Wool SA (1 284), G Modiano SA (1 256) and Stucken & Co (1 121).

The average clean prices for the selection within the different categories good top-making (MF5), long fleeces were as follows: 18,5 microns weakened by 0,9% to R120,36/kg, 19 microns gained 0,1% to close at R115,85/kg, 19,5 microns declined with 3,5% to close at R109,57/kg, 20 microns lost 2,4% to close at R107,66/kg, 20,5 microns decreased with 3,9% to close at R106,38/kg, 21 microns declined 0,9% to close at R106,46/kg, 21,5 microns weakened by 3,8% to R103,96/kg and 22 microns dropped with 3,4% to close at R103,96/kg.

The next sale is scheduled for 4 March where approximately 13 500 bales will be on offer.