

National Weekly Wool Market Report

Season: 2014/2015

Sale Date: 27 & 28 January 2014



CAPE WOOLS SA

Tel: 27-41-4844301
 Fax: 27-41-4846792
 E-mail: stats@capewools.co.za
 Website: www.capewools.co.za

SA Merino Indicator				Buyers			
Indicator Unit	Current Sale	Last Sale	Change	Company	Bales Purchased This Week	% of Purchases	Total Bales Purchased This Season
# SA c/kg	10972	11143	-1.5%	Lempriere SA	4007	33.5%	57211
Ave. to date (14/15)	11210	11223	-0.1%	Standard Wool SA	2792	23.4%	54673
Ave. to date (13/14)	11408			G Modiano SA	1890	15.8%	34935
US c/kg	950	963	-1.4%	Stucken & Co	1445	12.1%	25807
Euro c/kg	837	833	0.6%	Segard Masurel SA	550	4.6%	10450
AWEX EMI	1061	1051	1.0%	H Dawson Sons & Co	278	2.3%	5959
Exchange Rates				CMW Operations	275	2.3%	4435
Currency Unit	This Week	Previous Week	% Change	New England Wool SA	63	0.5%	2538
R/USD	11.5463	11.5665	0.2%	Chargeurs Wool SA			2019
R/Euro	13.1046	13.3839	2.1%				
R/AUD	9.2059	9.4884	3.0%				
USD/AUD	0.7975	0.8203	2.8%				

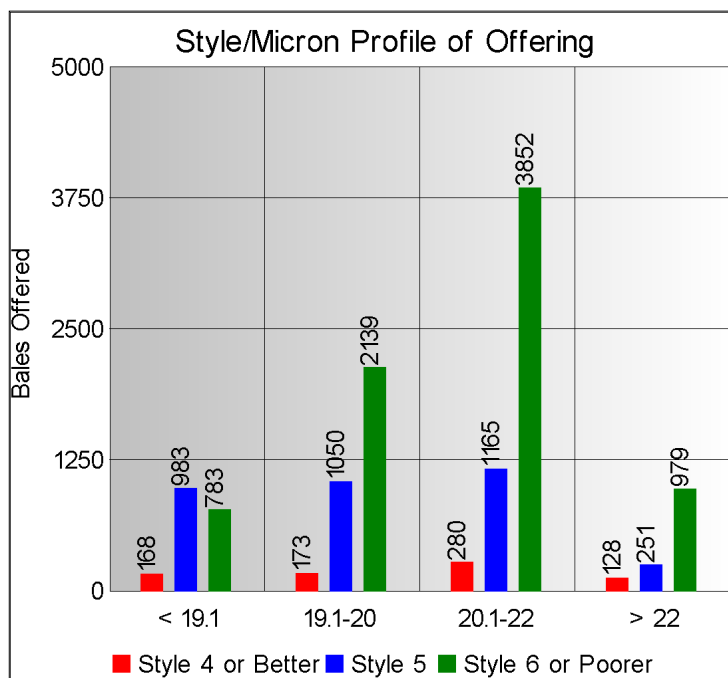
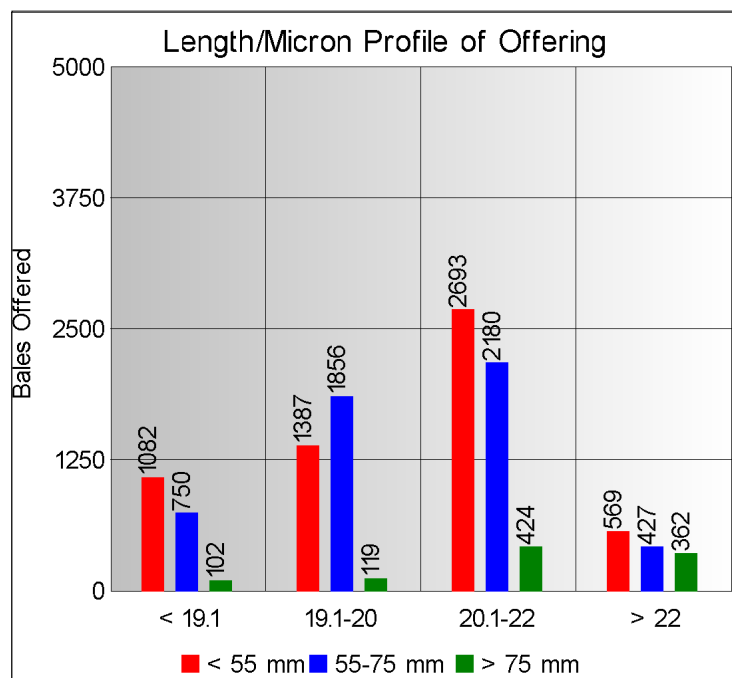
Analysis of Offerings by Broker This Week (Bales)

Broker	Merino Fleeces	Merino Bellies	Merino Lambs	Merino Backs	Merino Locks	* Other	Total	% Sold
BKB	4147	700	693	93	911	2389	8933	95.5%
CMW	998	262	254	199	416	889	3018	91.8%
MAS	0	0	0	0	0	0	0	
SBL	0	0	0	0	0	0	0	
VLW	0	0	0	0	0	0	0	
Total	5145	962	947	292	1327	3278	11951	94.6%

SA Merino Indicator includes Merino types comparable to international indicators.

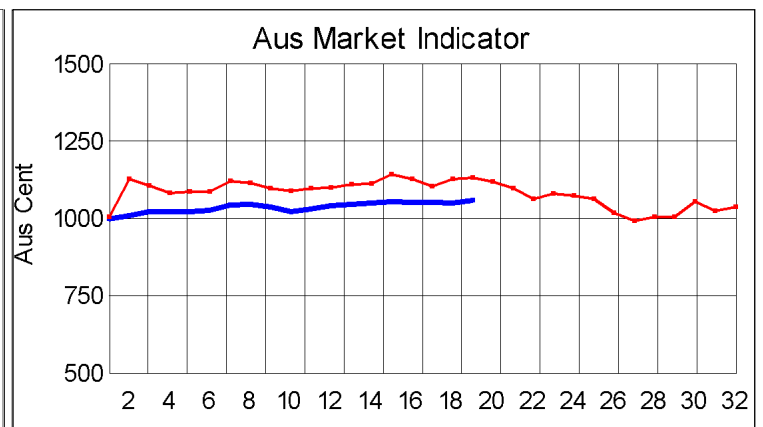
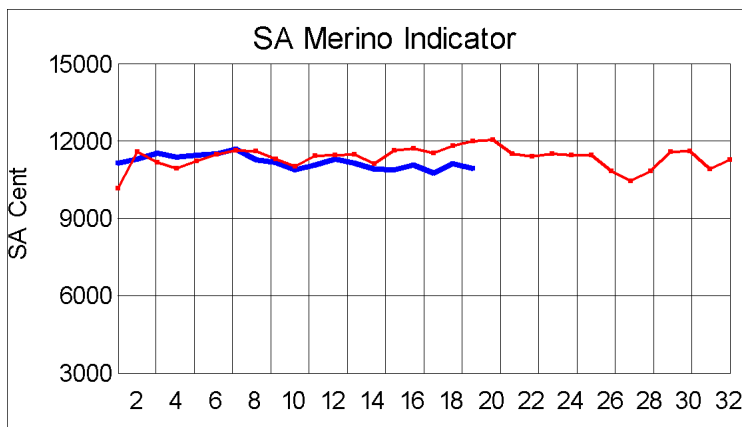
* crossbred, coarse and coloured, inferior

Cape Wools All Wool Indicator, includes all white wool sold at auction.



Receipts 2014/2015 Season

Season to Date (Kg.) 33,499,082.0 Previous Season to Date 35,041,758.8 Percentage Change: -4.40%



Current Season █ Previous Season █

Average Fleece Wool Prices (c/kg. clean)
Spinners and Good Topmaking Styles (AWEX Types MF4 and MF5)

Micron	100+mm	90mm	80mm	70mm	60mm	50mm	40mm	30mm	20mm	10mm
18.0						11162				
18.5			12367			11773				
19.0				11515		11112				
19.5			11072	11094		10784		10406		
20.0			10842	10639		10499		10375		
20.5			10836	10824		10604		10284		
21.0			10801	10689		10557				
21.5			10851	10724		10420				
22.0						10556				
22.5										
23.0					10359					
23.5										
24.0										

* Based on a minimum of 3 lots sold per category

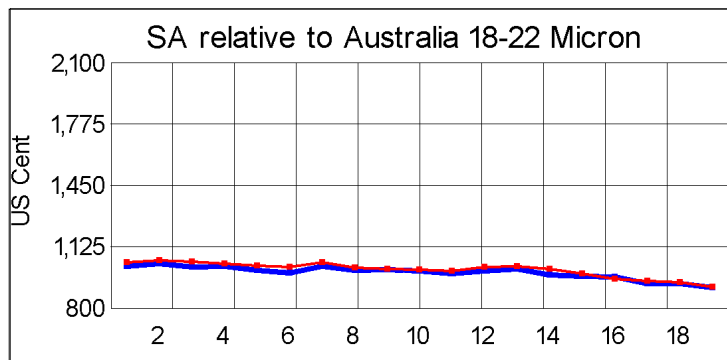
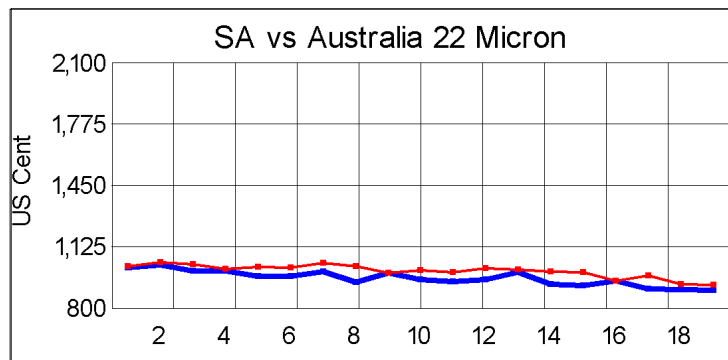
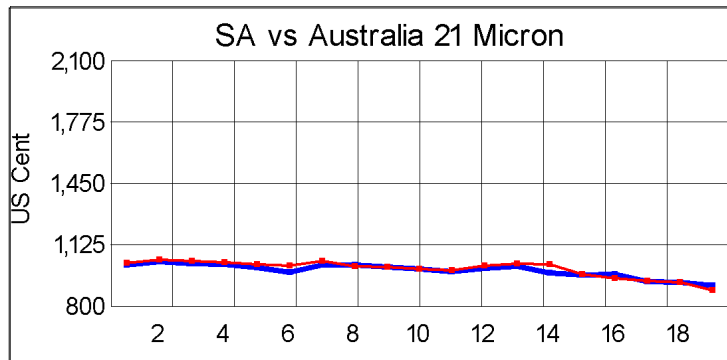
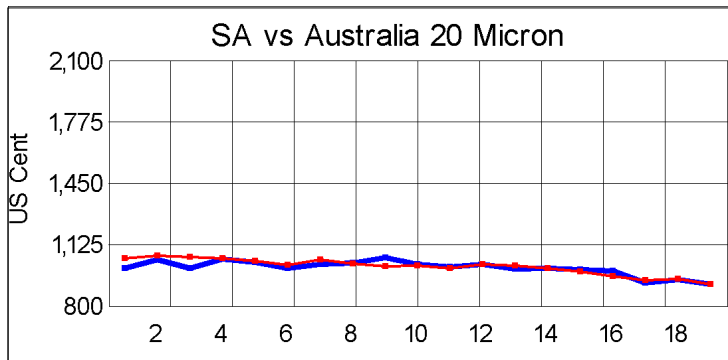
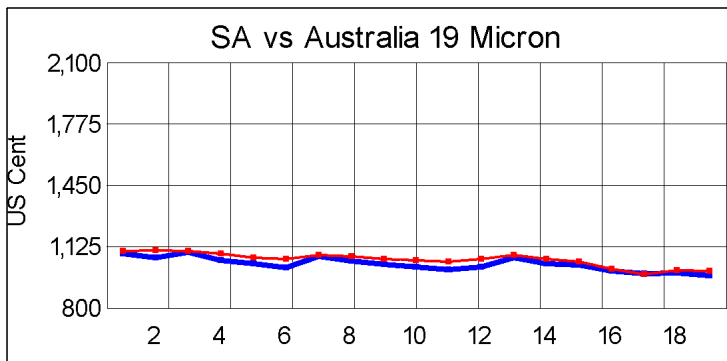
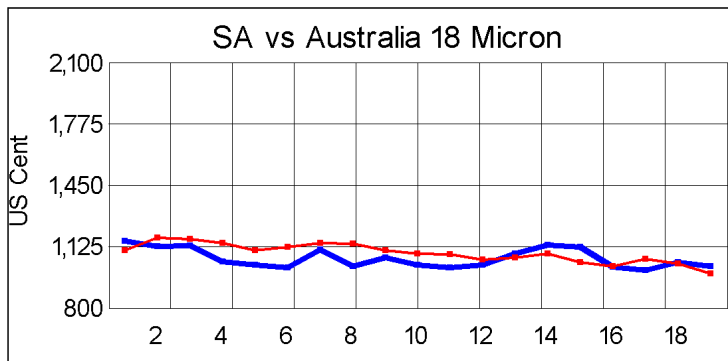
Average Topmaking Styles (AWEX MF6)

Micron	100+mm	90mm	80mm	70mm	60mm	50mm	40mm	30mm	20mm	10mm
18.0				12132						
18.5										
19.0										
19.5				10644						
20.0				10731						
20.5				10525						
21.0				10302		9959				
21.5										
22.0										
22.5										
23.0										
23.5										
24.0										

* Based on a minimum of 3 lots sold per category

Other Selected Types/Qualities

	Long			Medium		
	19μ	20μ	21μ	19μ	20μ	21μ
Good Quality						
Lambswool	11466			10778	10654	
Bellies	10026	10099		10040	10147	
Locks				9299	9196	
Average Quality						
Lambswool	11109	9358	8222	10406	7812	
Bellies	9600	8045		9713	8544	7663
Locks	9166			8843	8654	7819
Inferior Quality						
Fleecewool	10148	9703	9227	7482	7616	7020
Lambswool	9532	8682	8635	10589		
Bellies				9532	8505	7699
Locks		7206	7654	7682	6976	6235



— SA in USc
— Aus in USc

— SA in USc
— Aus in USc

Market Commentary

WOOL MARKET SOFTENS

Port Elizabeth - The Cape Wools Merino Indicator basket has been amended to more accurately reflect the basket of wool traded internationally. Given the impact of these changes an erratum to the communication of 28 January was issued.

Market conditions remain challenging at this week's sale and the Cape Wools Merino Indicator shed 1,53% to close at R109.72 (clean). This is 1,7% lower compared to the opening sale and 8,7% below the corresponding sale of last year.

Local traders reported solid demand for good quality, fine Merino wool while coarser wool came under pressure. Inferior, poorly grown wool was less sought after and traded at values well below their better quality counterparts.

The rand appreciated by 0,2% against the US dollar compared with the average rate at the previous sale, trading at R11,55, while it was 2,1% stronger against the Euro at R13,10. The offering comprised of 11 993 bales of which 94% was sold. Major traders were Lempriere SA (4 007), Standard Wool SA (2 792), G Modiano SA (1 890) and Stucken & Co (1 445).

The average clean prices for the selection within the different categories good top-making (MF5), long fleeces were as follows: 18 microns were up by 6,9% to close at R126,15/kg, 18,5 microns strengthened by 2,1% to R120,43/kg, 19 microns shed 1,6% to close at R114,90/kg, 19,5 microns dropped with 2,0% to close at R109,95/kg, 20 microns lost 1,4% to close at R108,01/kg, 20,5 microns decreased with 2,1% to close at R107,14/kg, 21 microns declined 2,3% to close at R105,70/kg, 21,5 microns weakened by 2,5% to R106,61/kg and 22 microns lost 0,8% to close at R106,79/kg.

The next sale is scheduled for 4 February where approximately 9 000 bales will be on offer.