

National Weekly Wool Market Report

Season: 2013/2014

Sale Date: 20 & 21 August 2013



CAPE WOOLS SA

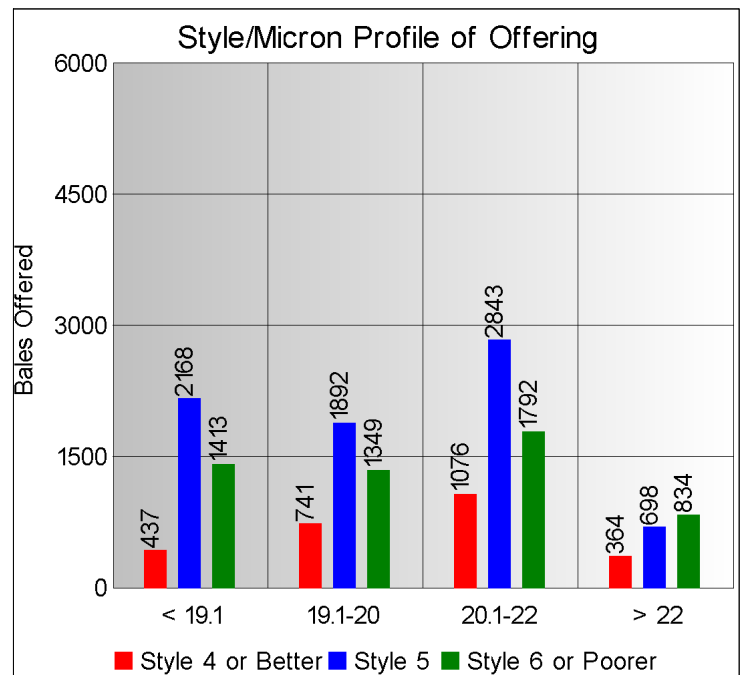
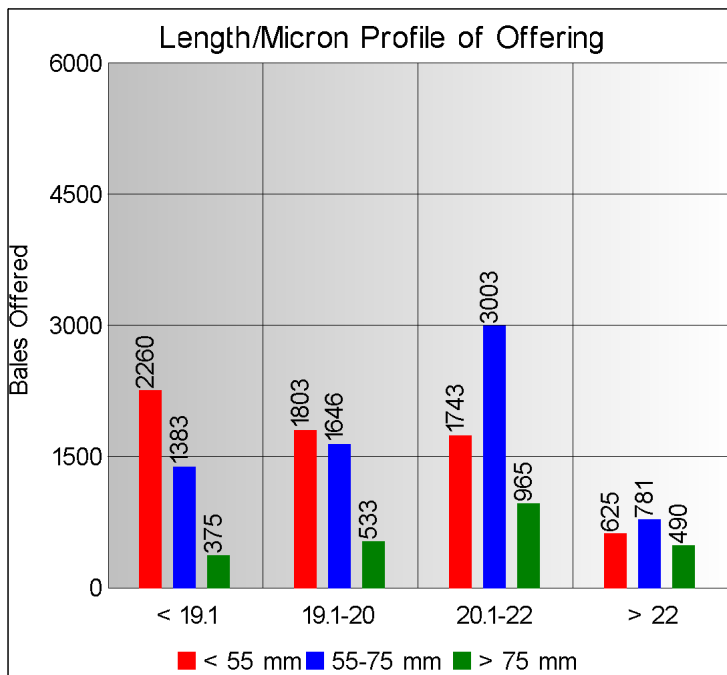
Tel: 27-41-4844301
 Fax: 27-41-4846792
 E-mail: stats@capewools.co.za
 Website: www.capewools.co.za

Market Indicators				Buyers			
Indicator Unit	Current Sale	Last Sale	Change	Company	Bales Purchased This Week	% of Purchases	Total Bales Purchased This Season
SA c/kg	10196	11031	-7.6%	Standard Wool SA	4761	30.5%	4761
Ave. to date (12/13)	10196	10265	-0.7%	Lempriere SA	3422	21.9%	3422
Ave. to date (11/12)	10265			G Modiano SA	3041	19.5%	3041
US c/kg	1003	1122	-10.6%	Stucken & Co	1615	10.4%	1615
Euro c/kg	749	858	-12.7%	Segard Masurel SA	1074	6.9%	1074
AWEX EMI	1007	1045	-3.6%	Infinite Wool SA	515	3.3%	515
Exchange Rates				H Dawson Sons & Co	374	2.4%	374
Currency Unit	This Week	Previous Week	% Change	Chargeurs Wool SA	241	1.5%	241
R/USD	10.1616	9.8287	-3.4%	New England Wool SA	214	1.4%	214
R/Euro	13.6139	12.8518	-5.9%				
R/AUD	9.1719	9.4164	2.6%				
USD/AUD	0.9029	0.9580	5.8%				

Analysis of Offerings by Broker This Week (Bales)

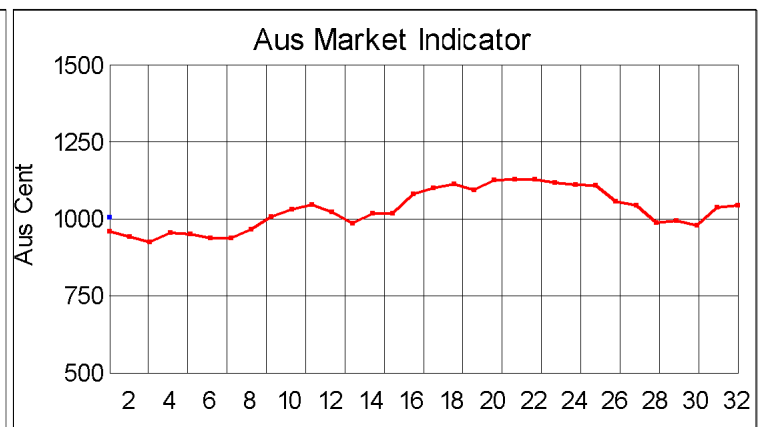
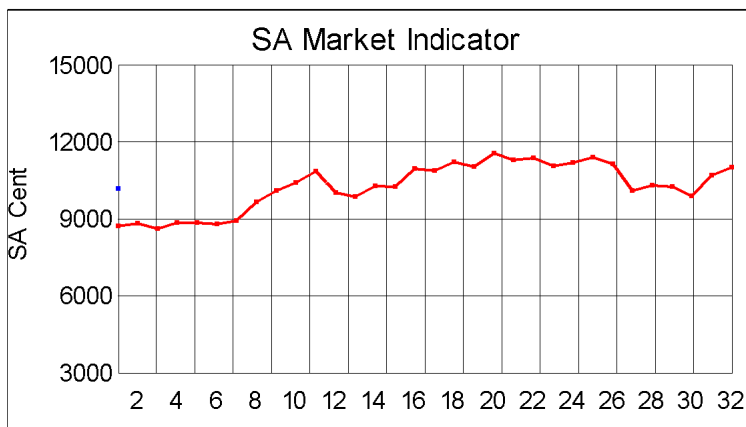
Broker	Merino Fleeces	Merino Bellies	Merino Lambs	Merino Backs	Merino Locks	* Other	Total	% Sold
BKB	4146	467	1425	259	418	956	7671	98.5%
CMW	3552	409	706	163	331	603	5764	96.5%
JLW	122	22	27	4	12	16	203	96.6%
MAS	366	50	92	32	40	50	630	98.7%
SBL	412	55	105	38	77	69	756	99.9%
VLW	305	45	105	27	37	64	583	97.9%
Total	8903	1048	2460	523	915	1758	15607	97.8%

* Crossbred types, Coarse and Coloured and Inferior



Receipts 2012/2013 Season

Season to Date (Kg.) 3,967,030.3 Previous Season to Date 3,250,959.7 Percentage Change: 22.03%



Current Season — Previous Season

Average Fleece Wool Prices (c/kg. clean)
Spinners and Good Topmaking Styles (AWEX Types MF4 and MF5)

Micron	100+mm	90mm	80mm	70mm	60mm	50mm	40mm	30mm	20mm	10mm
18.0			11415	11242	10937	10713	10344			
18.5			11105	11013	10666	10326	10203			
19.0		10794	10917	10614	10471	10234	10285			
19.5		10447	10608	10433	10243	10109				
20.0		10284	10262	10203	10059	9929	8926			
20.5		10166	10233	10119	9990	9763	9185			
21.0		10251	10107	10090	9917	9554				
21.5		10111	10145	10079	9811	9550				
22.0		10165	10210	10098	9781	8745	8418			
22.5		10118	10108	10118	9677					
23.0			9971	9983	9383					
23.5			9959	9954						
24.0				9646						

* Based on a minimum of 3 lots sold per category

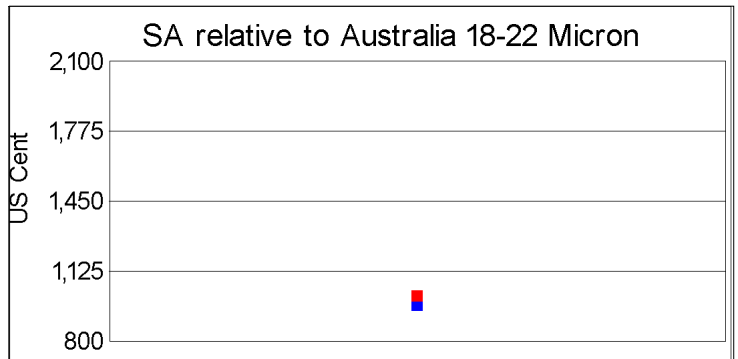




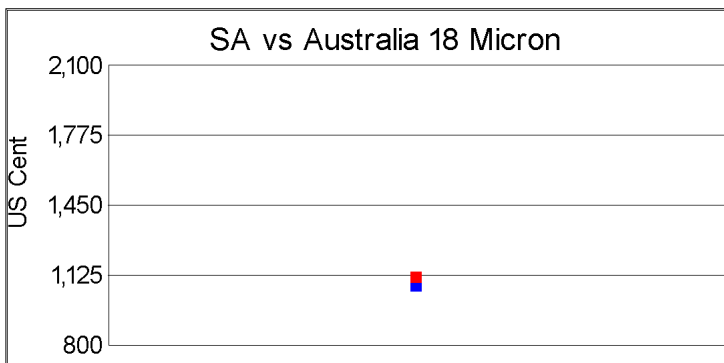
Average Topmaking Styles (AWEX MF6)

Micron	100+mm	90mm	80mm	70mm	60mm	50mm	40mm	30mm	20mm	10mm
18.0										
18.5										
19.0					10298					
19.5				10217		10135	9386			
20.0					10024	9804				
20.5				10059	9904	9730	8644			
21.0			10085	9914	9806	9851				
21.5				9683		9400				
22.0										
22.5										
23.0										
23.5										
24.0										

* Based on a minimum of 3 lots sold per category

Other Selected Types/Qualities

	Long			Medium		
	19μ	20μ	21μ	19μ	20μ	21μ
Good Quality						
Lambswool	10687	10070	10028	10202	10066	
Bellies				9446	9793	9550
Locks			8779	8628	8012	8204
Average Quality						
Lambswool	10001	9863	9663	9751	9188	9280
Bellies	9951	9824	9086	9261	9033	8075
Locks			7221	8270	7031	6937
Inferior Quality						
Fleecewool	10341	9955	9600	10310	9841	9655
Lambswool	10125			9779		
Bellies		8527		9129	8683	7761
Locks	5999	4579		6437	6340	5749



SA in USc
Aus in USc

SA in USc
Aus in USc

Market Commentary

NEW WOOL SEASON OPENS ON A POSITIVE NOTE

PORT ELIZABETH - The first sale of the new wool-selling season exceeded expectations with the Cape Wools Merino indicator shedding 7,6% compared to the closing sale of the previous season and closed at R101,96/kg (clean). This sale was marked by good demand and keen competition from the various sectors of the trade, which supported the firm price level.

Traders commented that the weakening rand helped soften the prices and reflected the Australian market conditions. The rand was 3,4% weaker against the US dollar compared with the average rate at the previous sale, while it dropped 5,9% against the euro.

It was a large sale with 15 607 bales on offer of which 98% was so ld.

Major buyers were Standard Wool (4 761), Lempriere (3 422), Modiano (3 041), Stucken & Co (1 615) and Segard Masurel (1 074).

The average clean prices for the different categories good top -making (MF5), long fleeces were as follows: 18 microns were down 5,7% to R113,19/kg, 18,5 microns shed 5,6% to 110,41/kg, 19 microns dropped 7,3% to R107,98/kg, 19,5 microns dropped 7,8% to 104,96/kg, 20 microns shed 7,9% to close at R102,85/kg, 20,5 microns were down 8,2% at R102,32/kg, 21 microns dropped 7,9% to R101,89/kg and 21,5 microns were 8,1% cheaper at R101,70/.

The next auction is scheduled for 4 September 2013 where approximately 9 000 bales will be offered