

National Weekly Wool Market Report

Season: 2013/2014

Sale Date: 25 September 2013



CAPE WOOLS SA

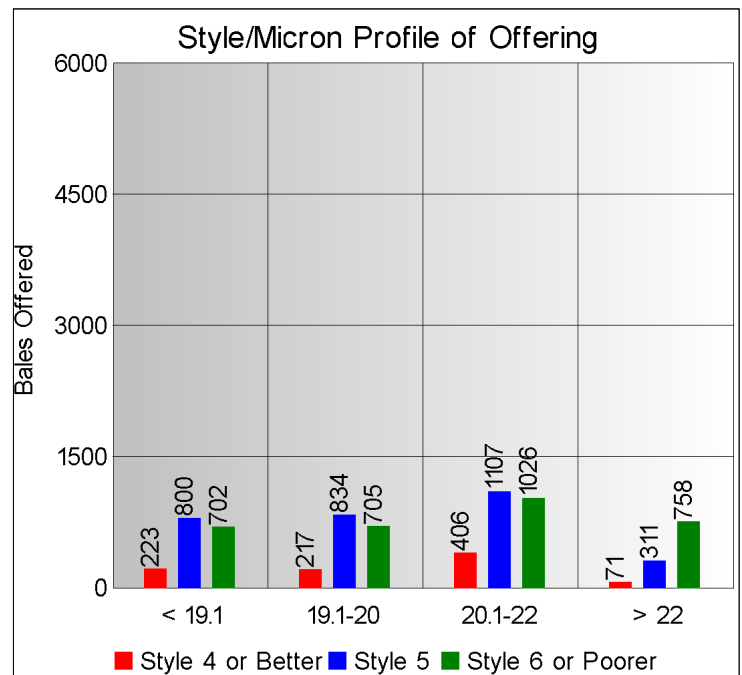
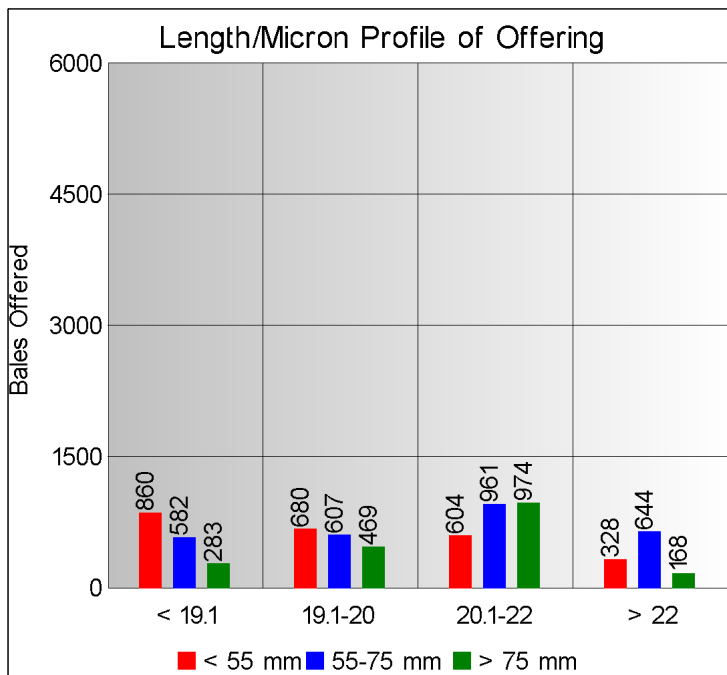
Tel: 27-41-4844301
 Fax: 27-41-4846792
 E-mail: stats@capewools.co.za
 Website: www.capewools.co.za

Market Indicators				Buyers			
Indicator Unit	Current Sale	Last Sale	Change	Company	Bales Purchased This Week	% of Purchases	Total Bales Purchased This Season
SA c/kg	11241	10963	2.5%	Lempriere SA	1810	25.3%	9892
Ave. to date (12/13)	11040	10990	0.5%	G Modiano SA	1601	22.4%	11416
Ave. to date (11/12)	8789			Standard Wool SA	1516	21.2%	12602
US c/kg	1140	1117	2.1%	Stucken & Co	1372	19.2%	6919
Euro c/kg	845	837	1.0%	Infinite Wool SA	364	5.1%	1755
AWEX EMI	1089	1084	0.5%	Segard Masurel SA	323	4.5%	2224
Exchange Rates				H Dawson Sons & Co	74	1.0%	964
Currency Unit	This Week	Previous Week	% Change	Chargeurs Wool SA	44	0.6%	479
R/USD	9.8592	9.8137	-0.5%	New England Wool SA	19	0.3%	459
R/Euro	13.3049	13.1043	-1.5%				
R/AUD	9.2248	9.1780	-0.5%				
USD/AUD	0.9357	0.9348	-0.1%				

Analysis of Offerings by Broker This Week (Bales)

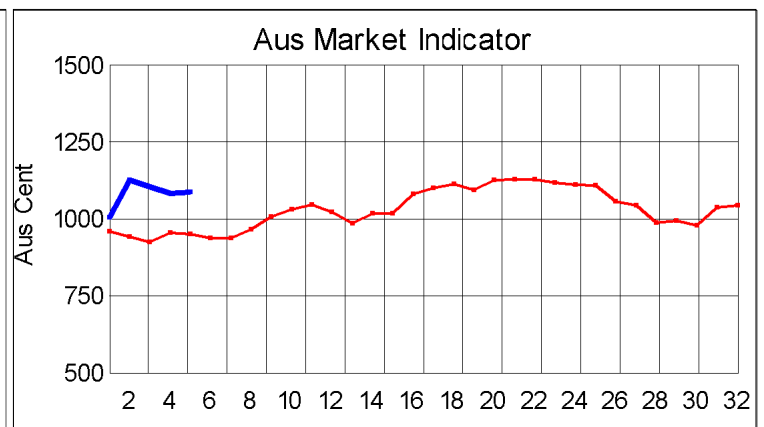
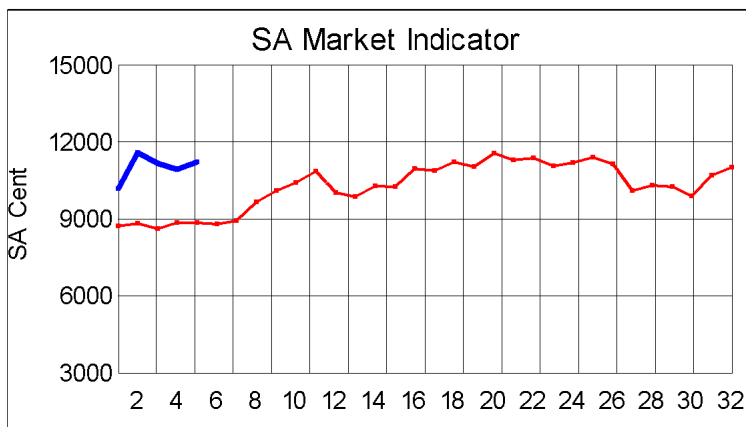
Broker	Merino Fleeces	Merino Bellies	Merino Lambs	Merino Backs	Merino Locks	* Other	Total	% Sold
BKB	2143	272	505	267	215	366	3768	99.3%
CMW	806	113	239	111	136	119	1524	99.5%
JLW	25	4	34	1	9	14	87	98.9%
MAS	653	60	132	45	82	231	1203	99.7%
SBL	113	34	25	5	29	46	252	100.0%
VLW	162	33	47	22	32	30	326	100.0%
Total	3902	516	982	451	503	806	7160	99.5%

* Crossbred types, Coarse and Coloured and Inferior



Receipts 2012/2013 Season

Season to Date (Kg.) 9,752,925.5 Previous Season to Date 8,666,959.9 Percentage Change: 12.53%



Current Season — Previous Season

**Average Fleece Wool Prices (c/kg. clean)
Spinners and Good Topmaking Styles (AWEX Types MF4 and MF5)**

Micron	100+mm	90mm	80mm	70mm	60mm	50mm	40mm	30mm	20mm	10mm
18.0			11804	11812	11481					
18.5		11831	11786	11757	11622	11506				
19.0			11730	11743	11598	11380	10939			
19.5		11521	11554	11484	11362		10770			
20.0		11341	11363	11282	11337	11091	10265			
20.5		11256	11253	11189	11062	10870				
21.0		11200	11232	11186						
21.5		11164	11163	11178	11042	10506				
22.0		11213	11159	11125		10251				
22.5			11110	10894						
23.0			10903							
23.5										
24.0			10182							

* Based on a minimum of 3 lots sold per category

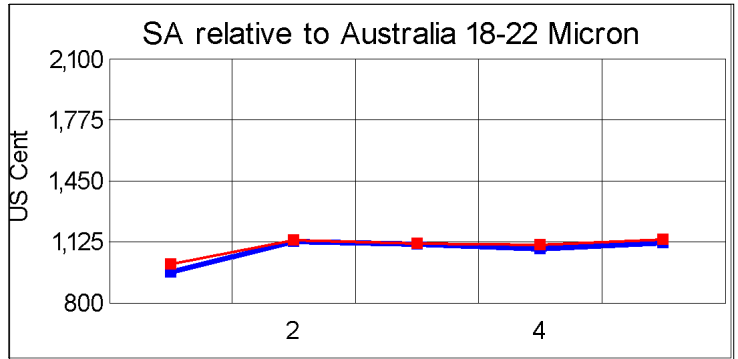
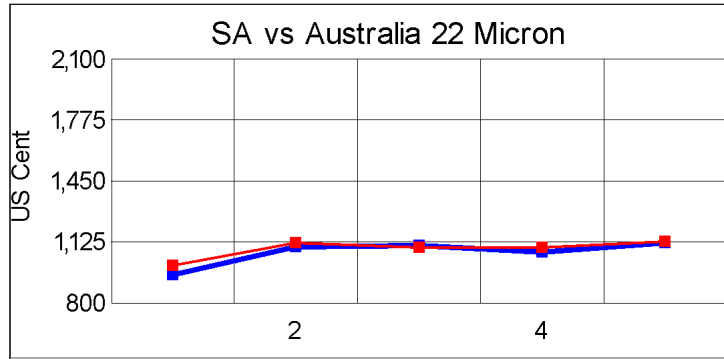
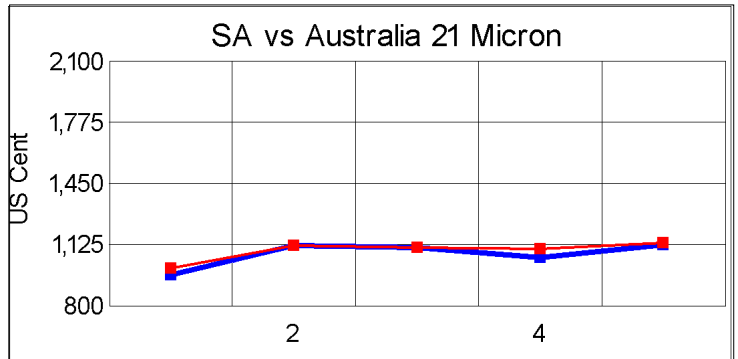
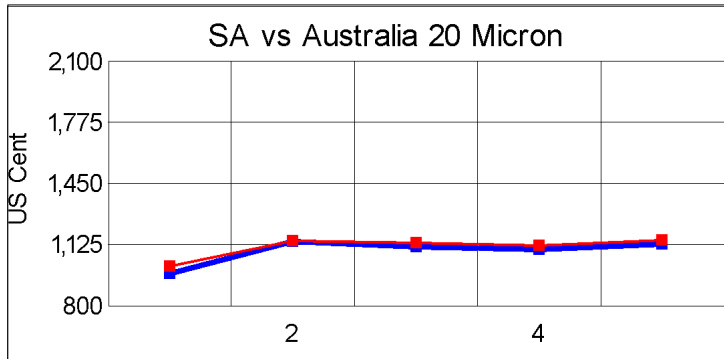
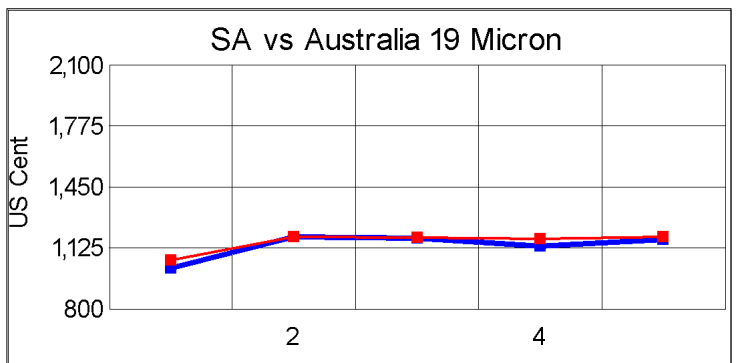
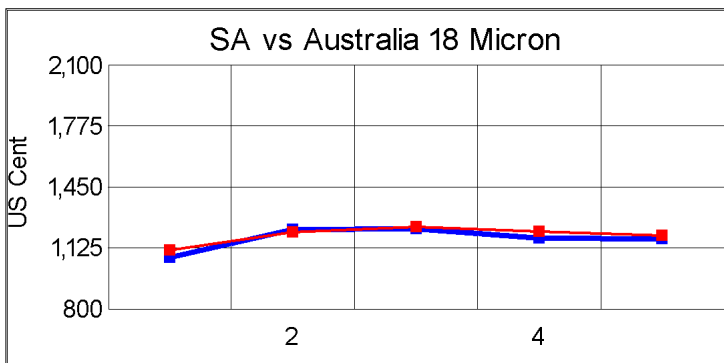
Average Topmaking Styles (AWEX MF6)

Micron	100+mm	90mm	80mm	70mm	60mm	50mm	40mm	30mm	20mm	10mm
18.0										
18.5										
19.0										
19.5			11556							
20.0				11128	11238		10161			
20.5			11199	11226		11016				
21.0			11187	11104			9534			
21.5			11128	10998		10728				
22.0										
22.5					10521					
23.0										
23.5										
24.0										

* Based on a minimum of 3 lots sold per category

Other Selected Types/Qualities

	Long			Medium		
	19μ	20μ	21μ	19μ	20μ	21μ
Good Quality						
Lambswool	11559	11390		11126	10823	10492
Bellies				11096	11024	
Locks				9849	10076	10332
Average Quality						
Lambswool	11433	11227	11149	10354	10860	9135
Bellies	11033	10900	10913	10719	10573	10627
Locks				9129	8880	7196
Inferior Quality						
Fleecewool	11271	11172	11074		11115	
Lambswool				11639	8424	
Bellies		11146		10625	10061	9377
Locks		7386		6604	6909	6663



— SA in USc
— Aus in USc

— SA in USc
— Aus in USc

Market Commentary

WOOL MARKET STRENGTHENS

PORT ELIZABETH. - The wool market was stronger at this week's sale and the Cape Wool Is Merino indicator gained 2,5% on last week to close at R112,41/kg (clean).

This was in line with the Australian market where the indicator rose 0.5%. Traders say there was a solid demand for good quality long top-making fleeces from the various Chinese and European sectors. The small weekly offerings the last few weeks may have also supported the current price levels.

The rand on the day remained fairly unchanged and was 0.5% weaker at R9,86 against the US dollar, compared with last week's average rate, and weakened 1.5% against the euro at R1 3,30.

Prices were up across the board with the stronger wools posting the biggest increases.

A total of 7 160 bales were on offer, of which 99,5% was sold. Most active traders were Lempriere (1 810), Modiano (1 601), Standard Wool (1 516) and Stucken & Co (1 372).

The average clean prices for the different categories good top -making (MF5), long fleeces were as follows: 18,5 microns strengthened by 2% to R117,93/kg, 19 microns rose 1,5% to R117,12/kg, 19,5 microns strengthened by 1,8% to R115,39/kg, 20 microns rose 3,1% to close at R113,49/kg, 20,5 microns were up 3,3% at R112,39/kg, 21 microns rose 3,4% to R112,20/kg, 21,5 microns were 3,4% dearer at R111,69/kg and 22 microns were up 3,2% to close at R111,38/kg.

The next sale is scheduled for 2 October where approximately 7 000 bales will be on offer.