

National Weekly Wool Market Report

Season: 2013/2014

Sale Date: 18 September 2013



CAPE WOOLS SA

Tel: 27-41-4844301
 Fax: 27-41-4846792
 E-mail: stats@capewools.co.za
 Website: www.capewools.co.za

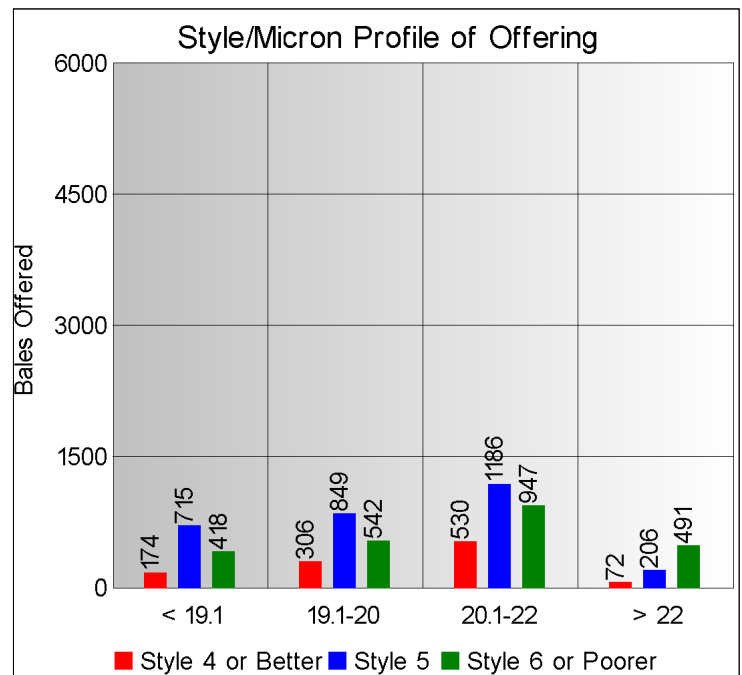
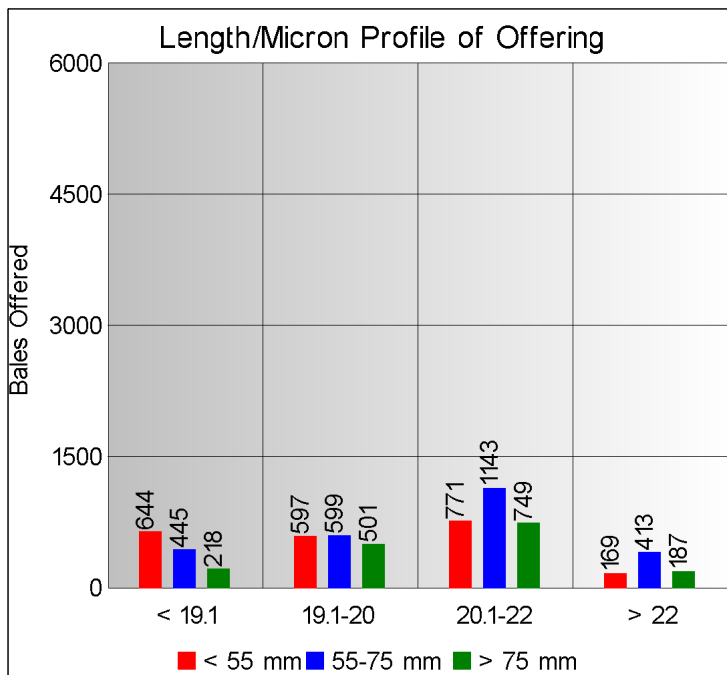
Market Indicators				Buyers			
Indicator Unit	Current Sale	Last Sale	Change	Company	Bales Purchased This Week	% of Purchases	Total Bales Purchased This Season
SA c/kg	10963	11198	-2.1%	G Modiano SA	1855	28.8%	9815
Ave. to date (12/13)	10990	10999	-0.1%	Standard Wool SA	1391	21.6%	11086
Ave. to date (11/12)	8766			Lempriere SA	1285	20.0%	8082
US c/kg	1117	1124	-0.6%	Stucken & Co	711	11.1%	5547
Euro c/kg	837	848	-1.3%	Infinite Wool SA	467	7.3%	1391
AWEX EMI	1084	1107	-2.1%	Segard Masurel SA	325	5.1%	1901
				New England Wool SA	197	3.1%	440
				Chargeurs Wool SA	52	0.8%	435
				H Dawson Sons & Co			890

Exchange Rates			
Currency Unit	This Week	Previous Week	% Change
R/USD	9.8137	9.9610	1.5%
R/Euro	13.1043	13.2077	0.8%
R/AUD	9.1780	9.2548	0.8%
USD/AUD	0.9348	0.9287	-0.7%

Analysis of Offerings by Broker This Week (Bales)

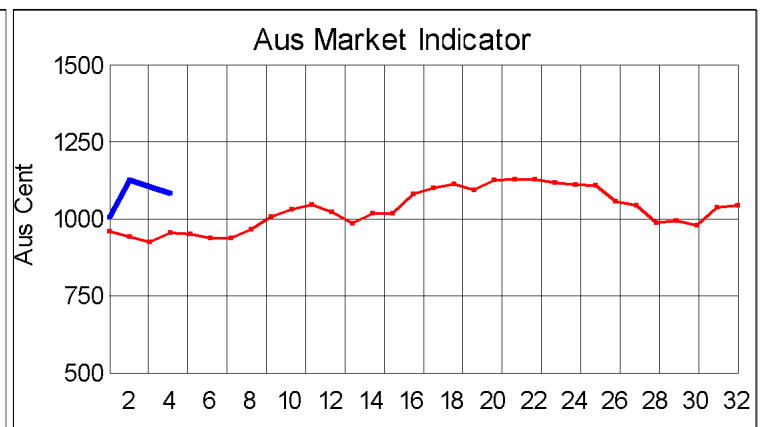
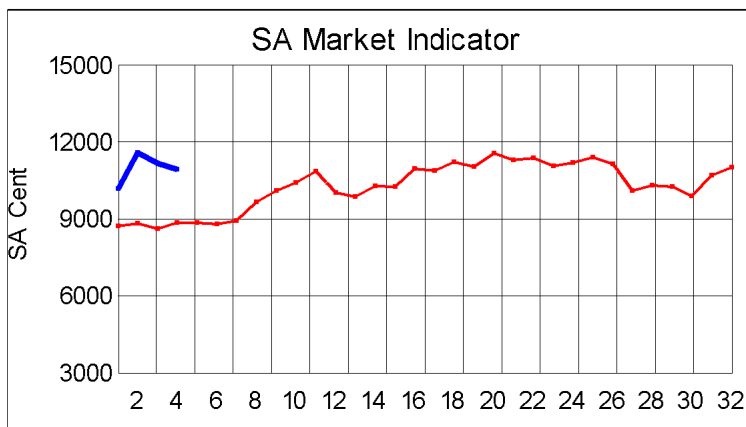
Broker	Merino Fleeces	Merino Bellies	Merino Lambs	Merino Backs	Merino Locks	* Other	Total	% Sold
BKB	2628	299	460	289	350	596	4622	98.3%
CMW	1115	103	244	105	122	125	1814	95.8%
MAS	0	0	0	0	0	0	0	
SBL	0	0	0	0	0	0	0	
VLW	0	0	0	0	0	0	0	
Total	3743	402	704	394	472	721	6436	97.6%

* Crossbred types, Coarse and Coloured and Inferior



Receipts 2012/2013 Season

Season to Date (Kg.) 9,032,988.3 Previous Season to Date 8,024,451.2 Percentage Change: 12.57%



Current Season — Previous Season

Average Fleece Wool Prices (c/kg. clean)
Spinners and Good Topmaking Styles (AWEX Types MF4 and MF5)

Micron	100+mm	90mm	80mm	70mm	60mm	50mm	40mm	30mm	20mm	10mm
18.0			11953	11888	11778	11540				
18.5			11555	11680			10690			
19.0		11455	11519	11373	11437	11270	10727			
19.5		11390	11312	11310	11070	11057	11041			
20.0		10930	11050	10986	10956	10741	10200			
20.5		10925	10867	10859	10818	10616				
21.0		10860	10867	10850	10749	10540				
21.5		10824	10810	10810	10726	10412				
22.0		10760	10813	10692	10543					
22.5		10761		10665						
23.0										
23.5										
24.0										

* Based on a minimum of 3 lots sold per category

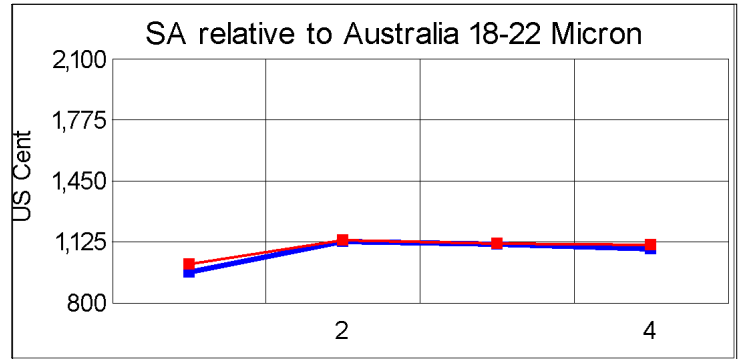
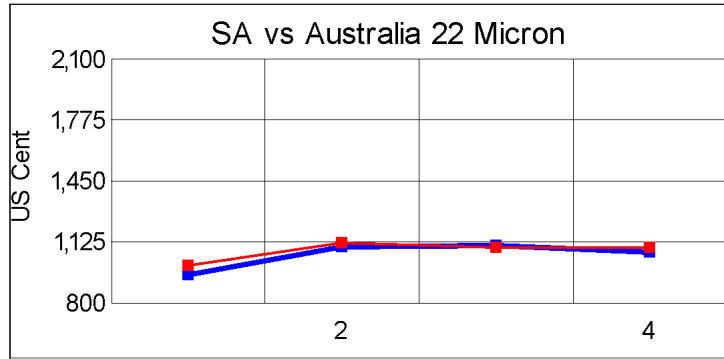
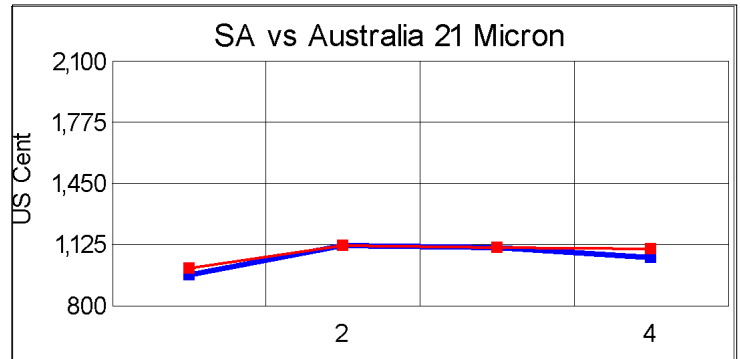
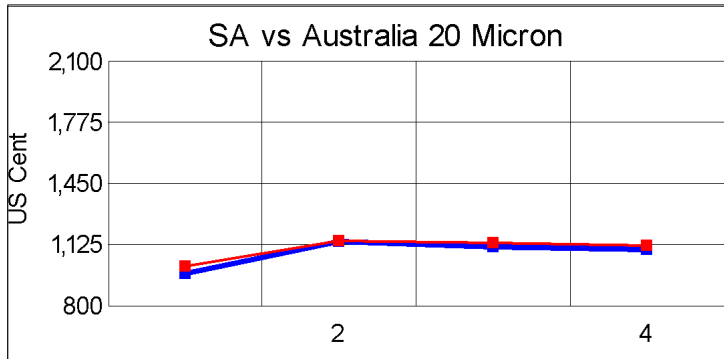
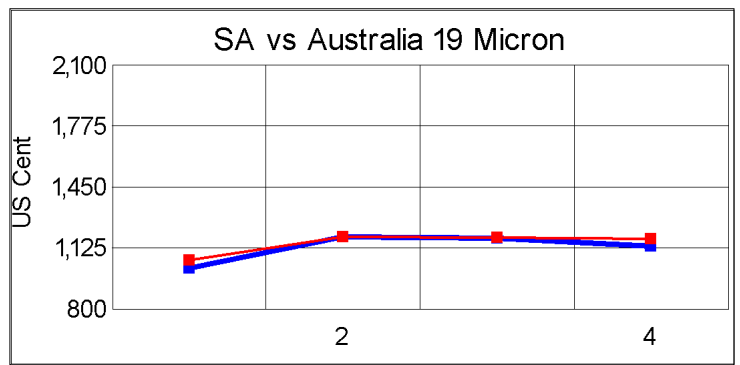
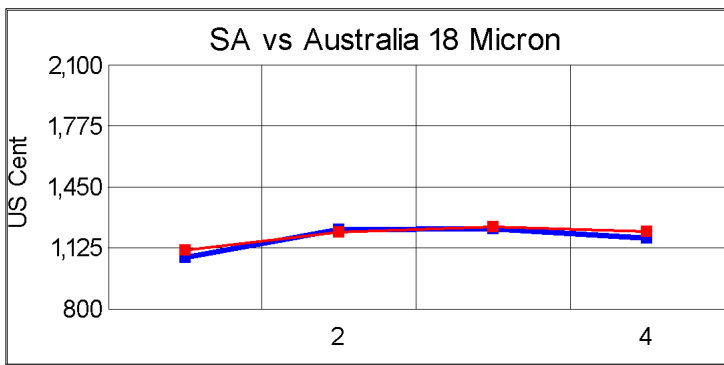
Average Topmaking Styles (AWEX MF6)

Micron	100+mm	90mm	80mm	70mm	60mm	50mm	40mm	30mm	20mm	10mm
18.0										
18.5										
19.0										
19.5										
20.0						10988				
20.5				10804			9120			
21.0				10614						
21.5										
22.0										
22.5										
23.0										
23.5										
24.0										

* Based on a minimum of 3 lots sold per category

Other Selected Types/Qualities

	Long			Medium		
	19μ	20μ	21μ	19μ	20μ	21μ
Good Quality						
Lambswool	11437	10884		11076	10646	
Bellies	11237	10976		10579	10374	
Locks		10057		9625	9220	8227
Average Quality						
Lambswool	11344	10206		10752	9160	8196
Bellies	11067	10806	10069	10703	9960	8543
Locks	8809			8774	7957	7316
Inferior Quality						
Fleecewool	11158	10855	10697			
Lambswool	11120	11120		10481		
Bellies	10739			10177	10291	
Locks		5849		7468	6908	6864



— SA in USc
— Aus in USc

— SA in USc
— Aus in USc

Market Commentary

WOOL MARKET SOFTENS FURTHER

PORT ELIZABETH. - Prices declined again at this week's sale, which saw the Cape Wool Is Merino indicator shed 2,1% to close at R109,63/kg (clean).

The South African market closed dearer to Australia this week, but according to traders the small offerings reflect the current drop in price levels.

The rand on the day was 1,5% stronger at R9,81 against the US dollar, compared with last week's average rate, and strengthened 0.8% against the euro at R13,10.

Prices were down across the board with the finer wools posting the biggest decreases.

A total of 6 436 bales were on offer, of which 98% was sold. Most active buyers were Modiano (1 855), Standard Wool (1 391), Lempiere (1 285) and Stucken & Co (711).

The average clean prices for the different categories good top -making (MF5), long fleeces were as follows: 18 microns were down 3,3% to R119,38/kg, 18,5 microns shed 3,9% to R115,60/kg, 19 microns dropped 2,2% to R115,35/kg, 19,5 microns weakened by 2,1% to R113,31/kg, 20 microns shed 2,8% to close at R110,05/kg, 20,5 microns were down 2,6% at R108,82/kg, 21 microns dropped 2,1% to R108,54/kg, 21,5 microns were 2,3% cheaper at R108,01/kg and 22 microns were down 1,4% to close at R107,88/kg.

The next sale is scheduled for 25 September where approximately 7 500 bales will be on offer.