

National Weekly Wool Market Report

Season: 2013/2014

Sale Date: 16 October 2013



CAPE WOOLS SA

Tel: 27-41-4844301

Fax: 27-41-4846792

E-mail: stats@capewools.co.za

Website: www.capewools.co.za

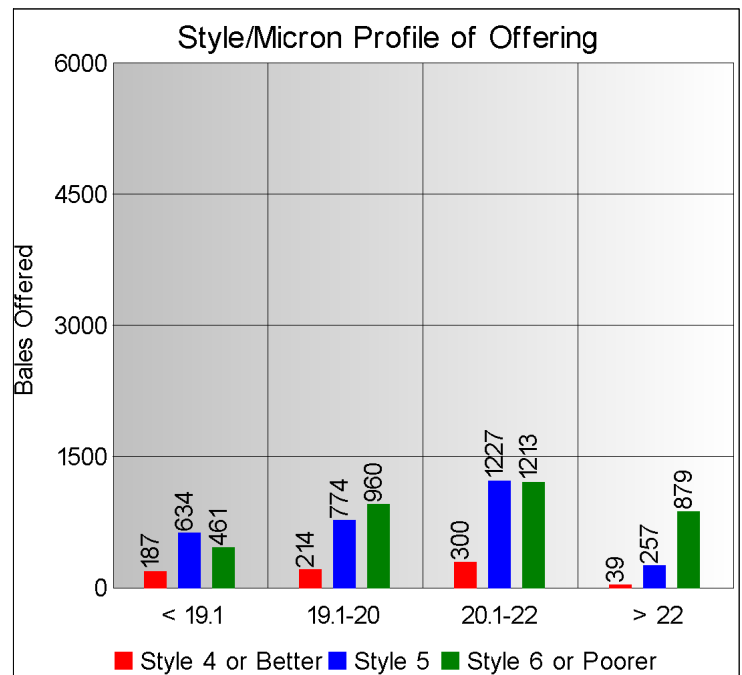
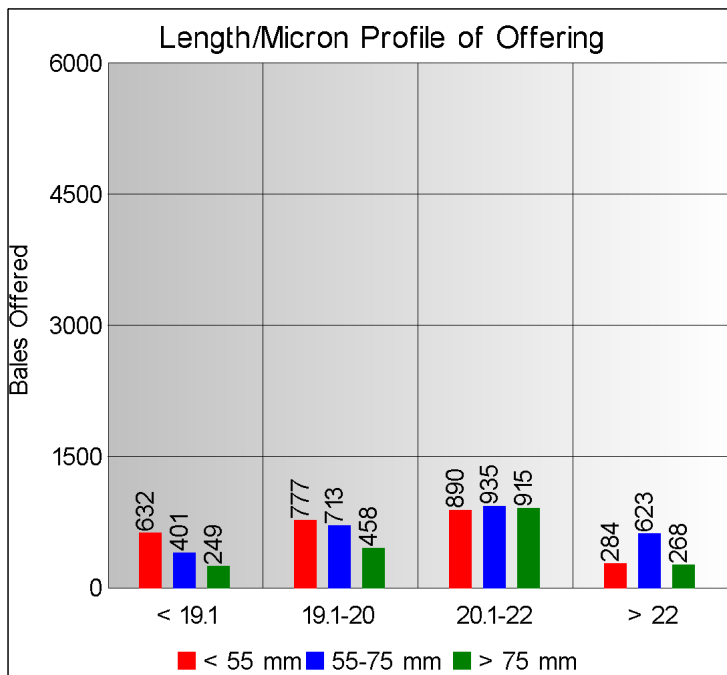
Market Indicators				Buyers			
Indicator Unit	Current Sale	Last Sale	Change	Company	Bales Purchased This Week	% of Purchases	Total Bales Purchased This Season
SA c/kg	11630	11669	-0.3%	Standard Wool SA	2099	29.4%	18716
Ave. to date (12/13)	11252	11197	0.5%	G Modiano SA	1539	21.5%	16518
Ave. to date (11/12)	8923			Lempriere SA	1493	20.9%	15251
US c/kg	1172	1170	0.2%	Stucken & Co	1048	14.7%	11148
Euro c/kg	866	865	0.1%	Segard Masurel SA	357	5.0%	3220
AWEX EMI	1117	1122	-0.5%	Chargeurs Wool SA	235	3.3%	764
				Infinite Wool SA	224	3.1%	3753
				New England Wool SA	15	0.2%	623
				H Dawson Sons & Co			1707

Exchange Rates			
Currency Unit	This Week	Previous Week	% Change
R/USD	9.9223	9.9734	0.5%
R/Euro	13.4302	13.4893	0.4%
R/AUD	9.4567	9.4224	-0.4%
USD/AUD	0.9535	0.9450	-0.9%

Analysis of Offerings by Broker This Week (Bales)

Broker	Merino Fleeces	Merino Bellies	Merino Lambs	Merino Backs	Merino Locks	* Other	Total	% Sold
BKB	2638	389	488	376	334	538	4763	98.1%
CMW	1434	225	198	185	110	230	2382	98.2%
MAS	0	0	0	0	0	0	0	
SBL	0	0	0	0	0	0	0	
VLW	0	0	0	0	0	0	0	
Total	4072	614	686	561	444	768	7145	98.1%

* Crossbred types, Coarse and Coloured and Inferior

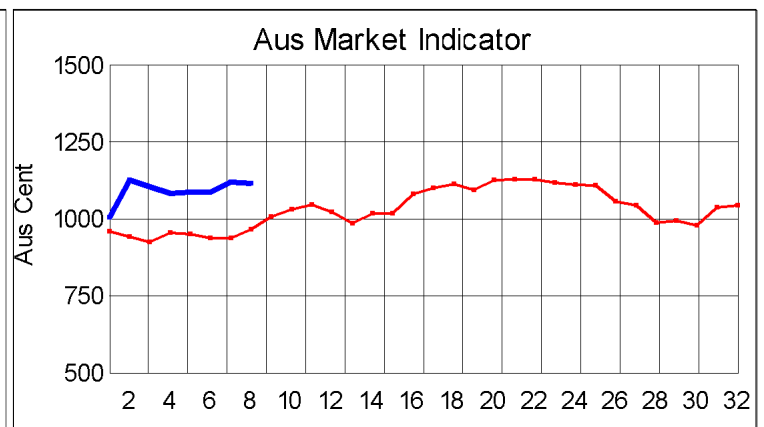
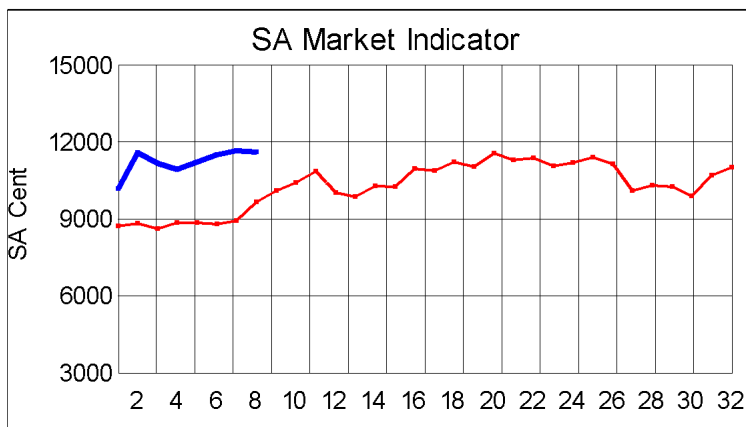


Receipts 2012/2013 Season

Season to Date (Kg.) 14,452,846.3

Previous Season to Date 12,620,355.1

Percentage Change: 14.52%



Current Season — Previous Season

Average Fleece Wool Prices (c/kg. clean)
Spinners and Good Topmaking Styles (AWEX Types MF4 and MF5)

Micron	100+mm	90mm	80mm	70mm	60mm	50mm	40mm	30mm	20mm	10mm
18.0			12472	12379						
18.5			12261	12271	11868					
19.0		12290	12146	12189	11782		11347			
19.5		12030	11972	12021	11853	11464	10902			
20.0		11906	11819	11784	11601	11375	10916			
20.5		11783	11728	11704	11579	10939	10443			
21.0		11696	11697	11736	11517	10932	10390			
21.5			11708	11713						
22.0		11533	11714			11280				
22.5										
23.0										
23.5										
24.0										

* Based on a minimum of 3 lots sold per category

Average Topmaking Styles (AWEX MF6)

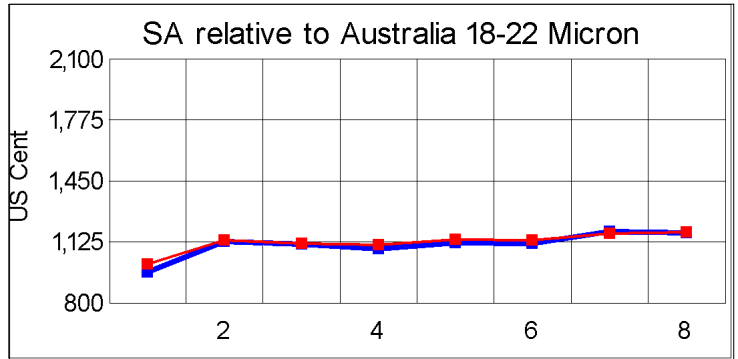
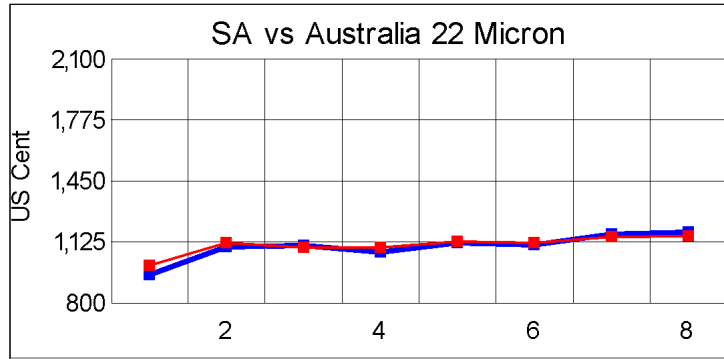
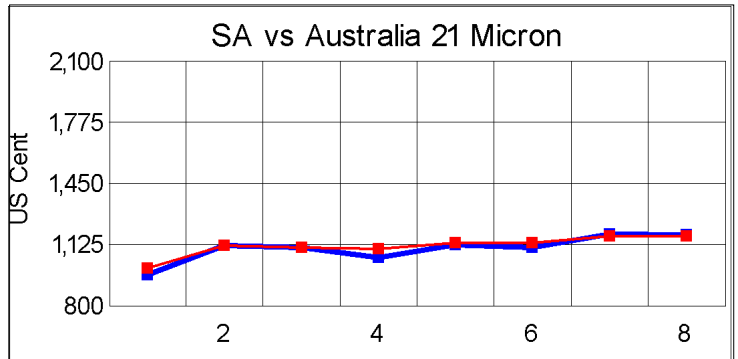
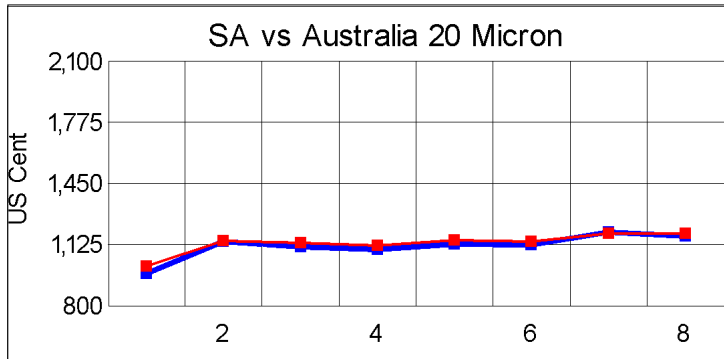
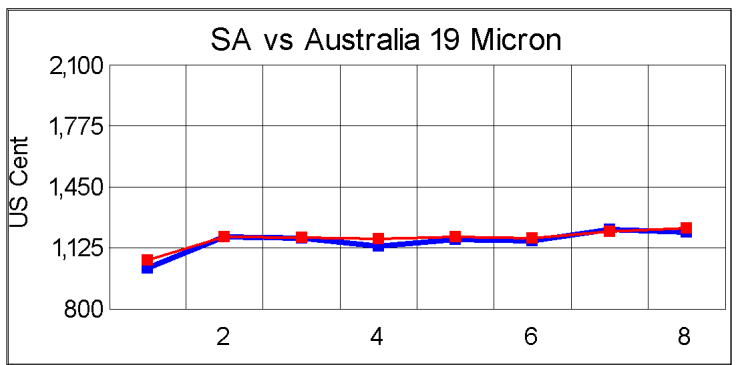
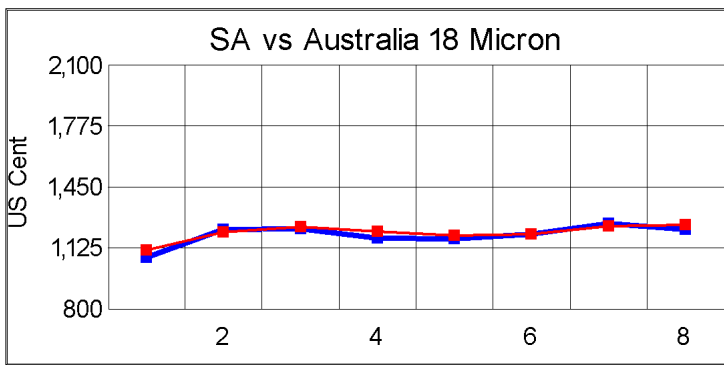
Micron	100+mm	90mm	80mm	70mm	60mm	50mm	40mm	30mm	20mm	10mm
18.0										
18.5										
19.0					12008					
19.5			11853	11808						
20.0			11754							
20.5										
21.0			11621	11402						
21.5			11217	11438						
22.0										
22.5										
23.0										
23.5										
24.0										

* Based on a minimum of 3 lots sold per category

Other Selected Types/Qualities

Long Medium

	19μ	20μ	21μ	19μ	20μ	21μ
Good Quality						
Lambswool	12155	11710		11395	11149	10607
Bellies	11653		11331	11178		
Locks				10866	10431	9135
Average Quality						
Lambswool	12025	11423	11360	9653	10366	9410
Bellies	11377	11308	11397	11002	10872	10184
Locks			9850	9386	9013	9475
Inferior Quality						
Fleecewool	11775	11772	11383	11267		
Lambswool	11164					
Bellies	11659	11422		9858	9998	
Locks	8414			8534	7780	7170



— SA in USc
— Aus in USc

— SA in USc
— Aus in USc

Market Commentary

WOOL MARKET UNCHANGED

PORT ELI ZABETH. - The wool market maintained the recently achieved high price levels at this week's auction despite a smaller offering and the Cape Wools Merino indicator shed a marginal 0.3% on last week to close at R116.30/kg (clean).

Due to the small offering this week, traders said there had been decent competition all around for the better quality wools.

The rand had little influence on the market and was 0.5% stronger at R9.92 against the US dollar, compared with last week's average rate, and strengthened 0.4% against the euro at R13.43.

Last week's prices held up firmly at this week's auction and only posted marginal decreases amongst the medium to stronger wools.

A total of 7 145 bales were on offer, of which 98% was sold. Most active traders were Standard Wool (2 099), Modiano (1 539), Lempriere (1 493) and Stucken & Co (1 048).

The average clean prices for the different categories good top-making (MF5), long fleeces were as follows: 18 microns were down 0.1% at R124,07/kg, 18,5 microns weakened by 0.3% to R122,49/kg, 19 microns rose 0.7% to R122,14/kg, , 20 microns dropped 0.8% to close at R117,59/kg, 20,5 microns were down 0.1% at R117,19/kg, 21 microns shed 0.4% to R116,39/kg, 21,5 microns were 1,5% dearer at R116,15/kg and 22 microns were down 0.1% to close at R114,92/kg. Both 19,5 and 21,5 microns held firm at last week's prices, closing at R119,99/kg and R116,20/kg respectively.

The next sale is scheduled for 23 October where approximately 10 500 bales will be on offer.