

# National Weekly Wool Market Report

Season: 2013/2014

Sale Date: 5&6 November 2013



CAPE WOOLS SA

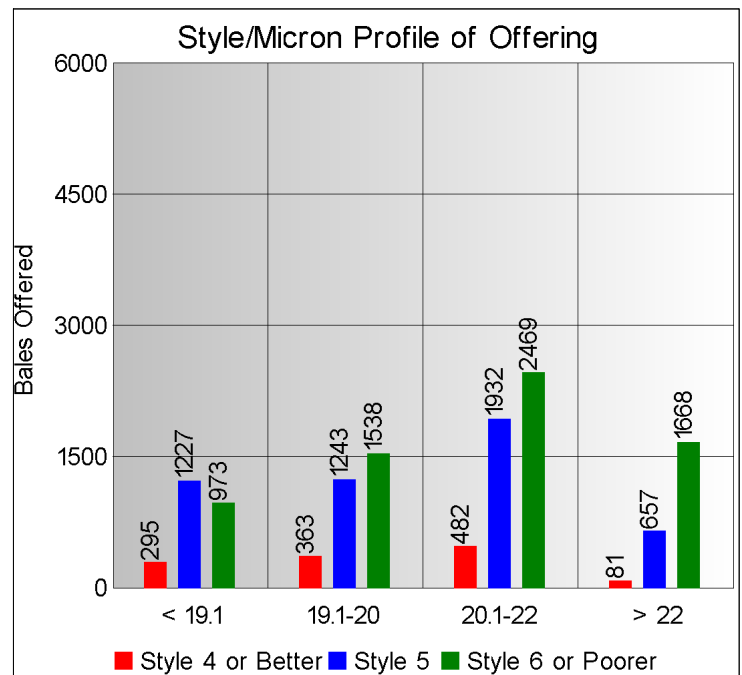
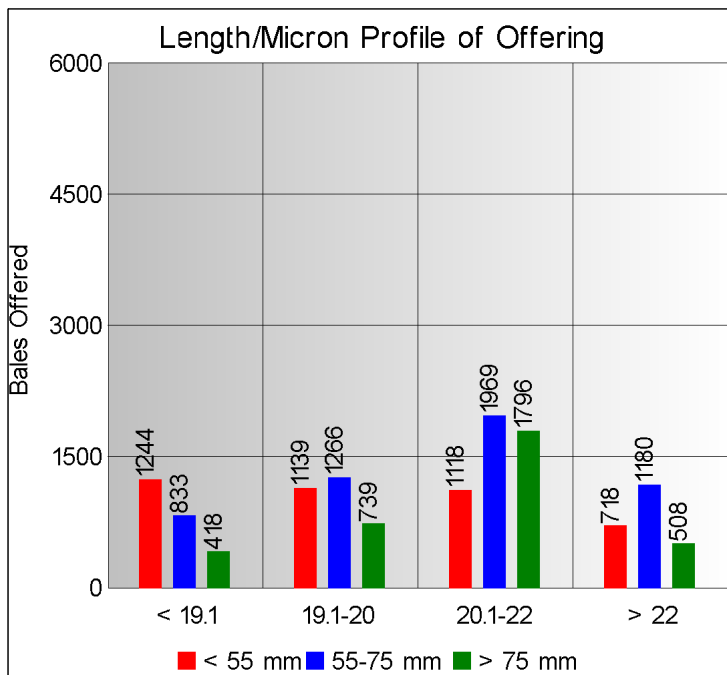
Tel: 27-41-4844301  
 Fax: 27-41-4846792  
 E-mail: stats@capewools.co.za  
 Website: www.capewools.co.za

Market Indicators				Buyers			
Indicator Unit	Current Sale	Last Sale	Change	Company	Bales Purchased This Week	% of Purchases	Total Bales Purchased This Season
SA c/kg	11443	11051	3.6%	Standard Wool SA	3865	29.9%	27241
Ave. to date (12/13)	11257	11239	0.2%	G Modiano SA	3156	24.4%	24520
Ave. to date (11/12)	9299			Lempriere SA	2430	18.8%	22108
US c/kg	1125	1123	0.1%	Stucken & Co	1341	10.4%	15574
Euro c/kg	833	817	1.9%	Infinite Wool SA	913	7.1%	6052
AWEX EMI	1098	1090	0.7%	Segard Masurel SA	444	3.4%	4071
Exchange Rates				Chargeurs Wool SA	226	1.8%	1144
Currency Unit	This Week	Previous Week	% Change	H Dawson Sons & Co	217	1.7%	2258
R/USD	10.1736	9.8387	-3.4%	New England Wool SA	52	0.4%	857
R/Euro	13.7440	13.5290	-1.6%				
R/AUD	9.6870	9.3485	-3.6%				
USD/AUD	0.9525	0.9499	-0.3%				

## Analysis of Offerings by Broker This Week (Bales)

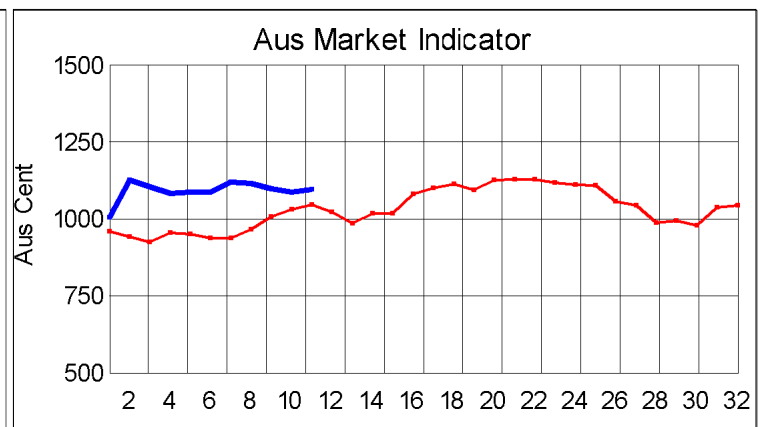
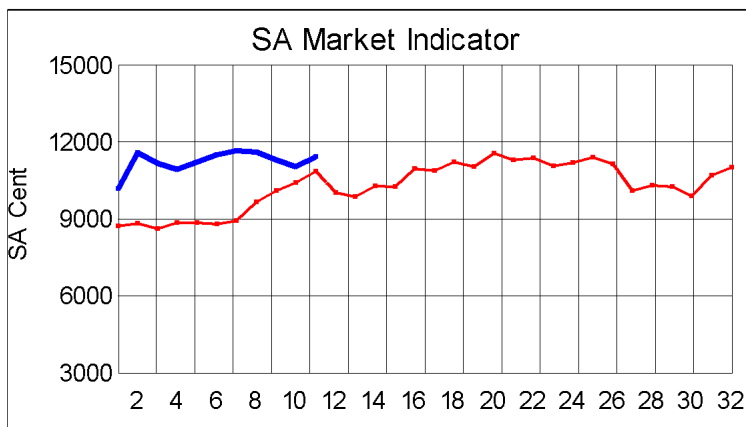
Broker	Merino Fleeces	Merino Bellies	Merino Lambs	Merino Backs	Merino Locks	* Other	Total	% Sold
BKB	4084	684	764	953	483	745	7713	98.8%
CMW	1684	213	356	312	149	241	2955	99.4%
MAS	494	36	108	43	33	118	832	97.2%
SBL	379	53	87	88	55	92	754	81.4%
VLW	372	40	83	74	30	75	674	98.8%
<b>Total</b>	<b>7013</b>	<b>1026</b>	<b>1398</b>	<b>1470</b>	<b>750</b>	<b>1271</b>	<b>12928</b>	<b>97.8%</b>

\* Crossbred types, Coarse and Coloured and Inferior



## Receipts 2012/2013 Season

Season to Date (Kg.) 20,287,549.5      Previous Season to Date 17,947,127.1      Percentage Change: 13.04%



Current Season — Previous Season

**Average Fleece Wool Prices (c/kg. clean)**  
**Spinners and Good Topmaking Styles (AWEX Types MF4 and MF5)**

Micron	100+mm	90mm	80mm	70mm	60mm	50mm	40mm	30mm	20mm	10mm
18.0		12597	12494	12444						
18.5			12273	12304	12063	11256	11115			
19.0		12085	12099	12027	11869	11210	11335			
19.5		11919	11909	11869	11580	11376	11219			
20.0		11745	11685	11640	11476	11403	10808			
20.5		11692	11648	11620	11392	11058	10612			
21.0		11592	11596	11606	11252					
21.5		11604	11577	11601	11294					
22.0		11442	11385	11268						
22.5			11154							
23.0										
23.5										
24.0										

\* Based on a minimum of 3 lots sold per category

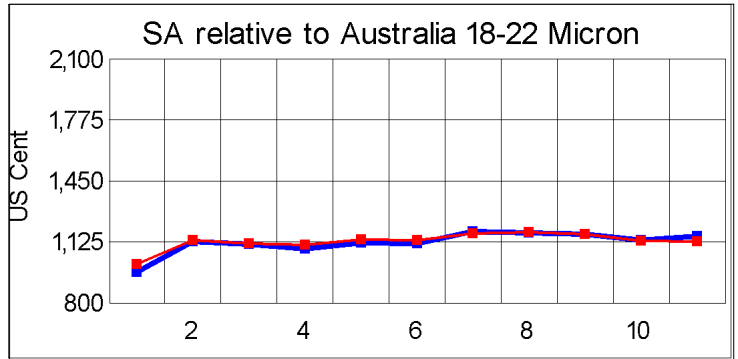
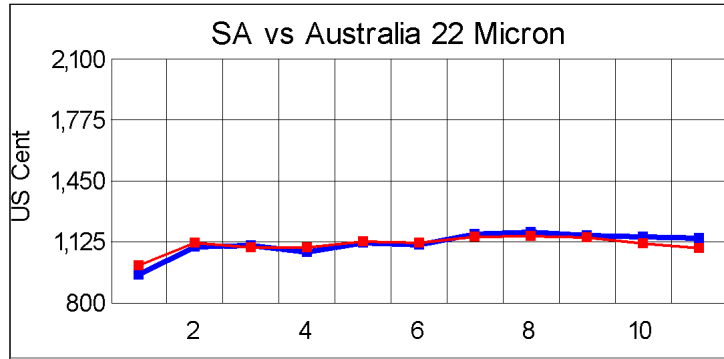
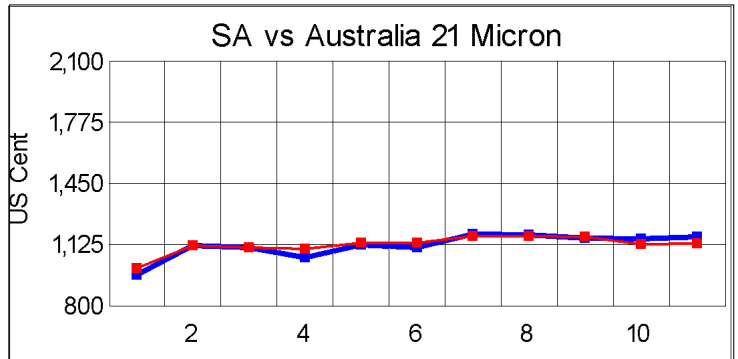
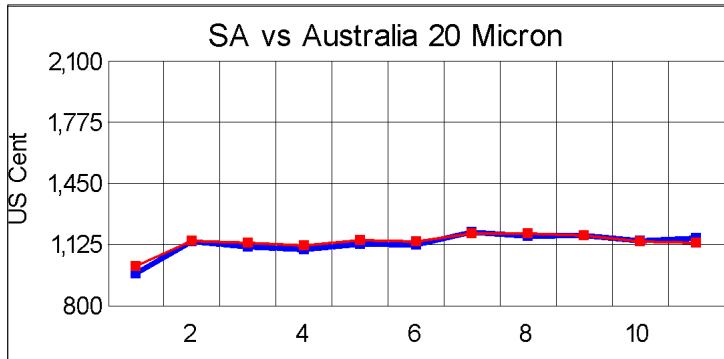
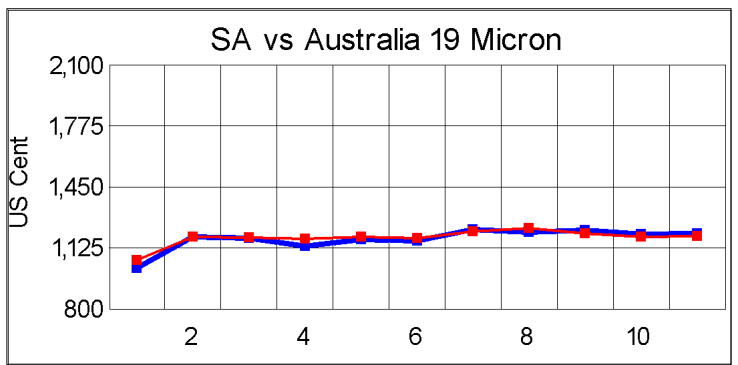
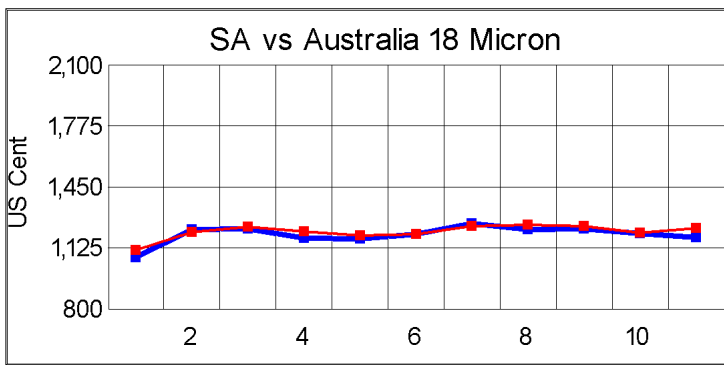
**Average Topmaking Styles (AWEX MF6)**

Micron	100+mm	90mm	80mm	70mm	60mm	50mm	40mm	30mm	20mm	10mm
18.0										
18.5										
19.0				11885			10840			
19.5			11964							
20.0			11718	11257	10843					
20.5			11494	11444	10761					
21.0			11466	10997						
21.5										
22.0				10697						
22.5						8653				
23.0										
23.5										
24.0										

\* Based on a minimum of 3 lots sold per category

**Other Selected Types/Qualities**

	Long			Medium		
	19μ	20μ	21μ	19μ	20μ	21μ
<b>Good Quality</b>						
Lambswool	12002	11681	11523	10965	10915	10405
Bellies	11141		10629	11460	10893	
Locks				10024	9910	9868
<b>Average Quality</b>						
Lambswool	11316	10987	10746	10250	9764	9799
Bellies	10988	10760	10799	10898	10562	9932
Locks				9683	9462	8259
<b>Inferior Quality</b>						
Fleecewool	11591	11379	10970		10211	9943
Lambswool	11385	10602		9917	9481	
Bellies	10628	10371		10687	10009	8437
Locks				9096	7807	7455



— SA in USc  
— Aus in USc

— SA in USc  
— Aus in USc

## Market Commentary

### WOOL MARKET STRENGTHENS

The wool market was stronger at this week's sale and the Cape Wool's Merino indicator gained 3.6% on last week to close at R114.43 /kg (clean).

The demand from China, weaker rand and good competition for top quality wool at this week's sale assisted in pushing the prices higher.

The rand on the day traded 3.4% weaker at R10.17 against the US dollar, compared with last week's average rate, and weakened 1.6% against the euro at R13.74.

It was a fairly large sale with 12 928 bales offered, of which 98% was sold. The most active traders were Standard Wool (3 865), Modiano (3 156), Lempriere (2 430) and Stucken & Co (1 341).

Wool prices rose across the board with the finer types posting the greatest increases.

The average clean prices for the different categories good top-making (MF5), long fleeces were as follows: 18 microns were up 5.6% at R125,41/kg, 18,5 microns strengthened by 5.2% to R 123,16/kg, 19 microns gained 3.8% to R121,00/kg, 19,5 microns rose 3.4% to close at R118,43/kg, 20 microns were up 2.7% to close at R115,49/kg, 21 microns gained 3.5% at R115,14/kg, 21,5 microns were 4.4% dearer at R115,19/kg and 22 microns were up 1% to close at R111,29/kg.

The next sale is scheduled for 13 November where approximately 12 000 bales will be on offer.