

National Weekly Wool Market Report

Season: 2013/2014

Sale Date: 29&30 October 2013



CAPE WOOLS SA

Tel: 27-41-4844301

Fax: 27-41-4846792

E-mail: stats@capewools.co.za

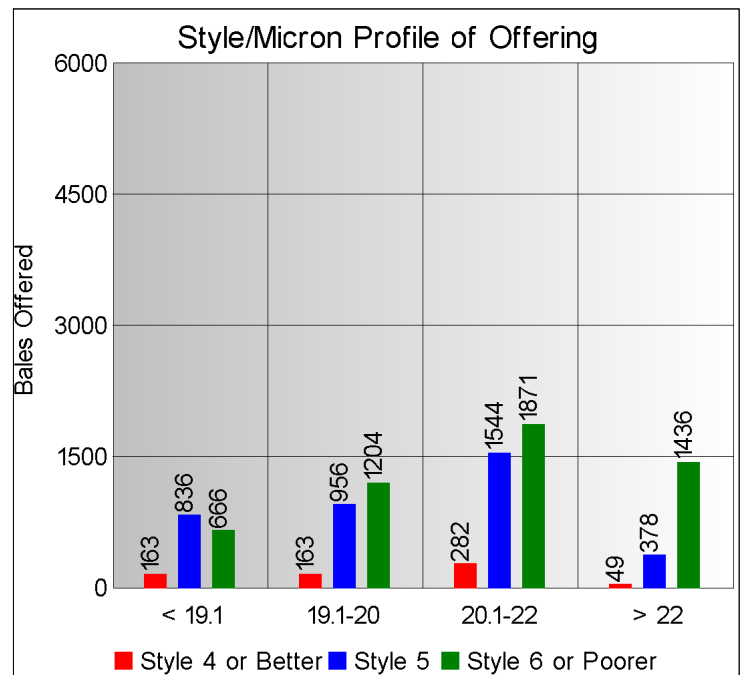
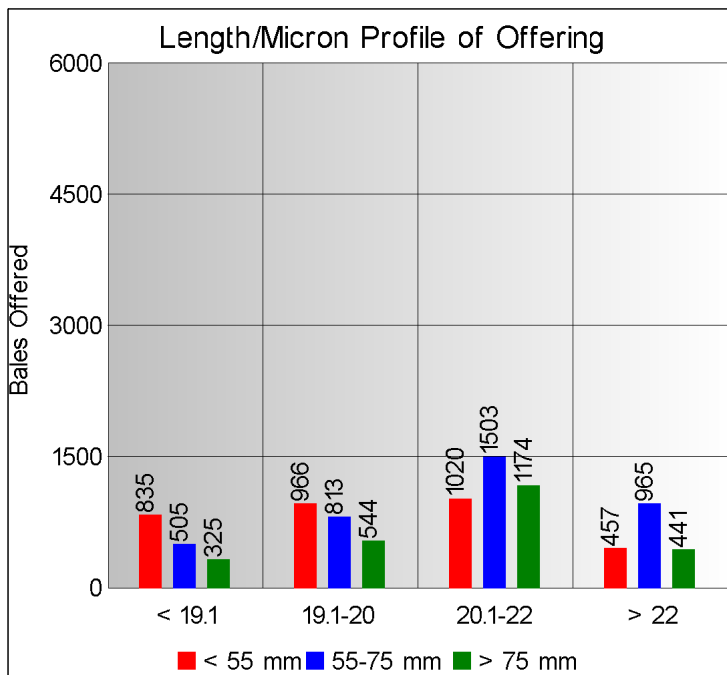
Website: www.capewools.co.za

Market Indicators				Buyers			
Indicator Unit	Current Sale	Last Sale	Change	Company	Bales Purchased This Week	% of Purchases	Total Bales Purchased This Season
SA c/kg	11051	11326	-2.4%	G Modiano SA	2712	28.4%	21364
Ave. to date (12/13)	11239	11260	-0.2%	Standard Wool SA	2327	24.4%	23376
Ave. to date (11/12)	9185			Lempriere SA	2151	22.5%	19663
US c/kg	1123	1160	-3.2%	Stucken & Co	1282	13.4%	14233
Euro c/kg	817	843	-3.1%	Infinite Wool SA	567	5.9%	5139
AWEX EMI	1090	1100	-0.9%	Chargeurs Wool SA	154	1.6%	918
Exchange Rates				New England Wool SA	113	1.2%	805
Currency Unit	This Week	Previous Week	% Change	Segard Masurel SA	85	0.9%	3627
R/USD	9.8387	9.7630	-0.8%	H Dawson Sons & Co	53	0.6%	2041
R/Euro	13.5290	13.4362	-0.7%				
R/AUD	9.3485	9.4120	0.7%				
USD/AUD	0.9499	0.9645	1.5%				

Analysis of Offerings by Broker This Week (Bales)

Broker	Merino Fleeces	Merino Bellies	Merino Lambs	Merino Backs	Merino Locks	* Other	Total	% Sold
BKB	3577	554	625	717	513	716	6702	99.3%
CMW	1671	196	373	229	178	199	2846	98.1%
MAS	0	0	0	0	0	0	0	
SBL	0	0	0	0	0	0	0	
VLW	0	0	0	0	0	0	0	
Total	5248	750	998	946	691	915	9548	98.9%

* Crossbred types, Coarse and Coloured and Inferior



Receipts 2012/2013 Season

Season to Date (Kg.)

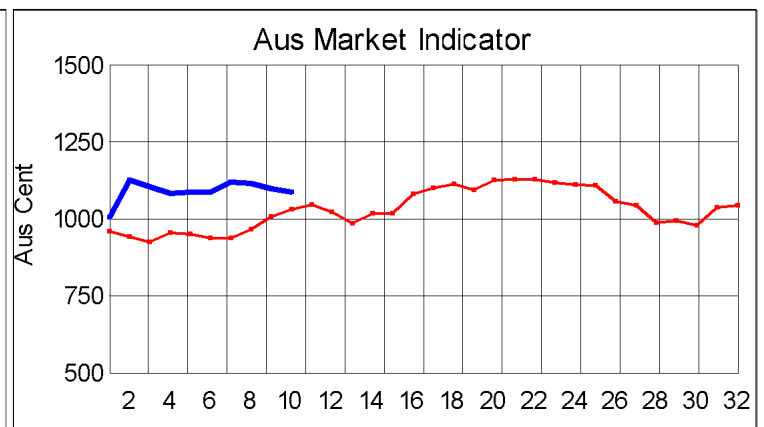
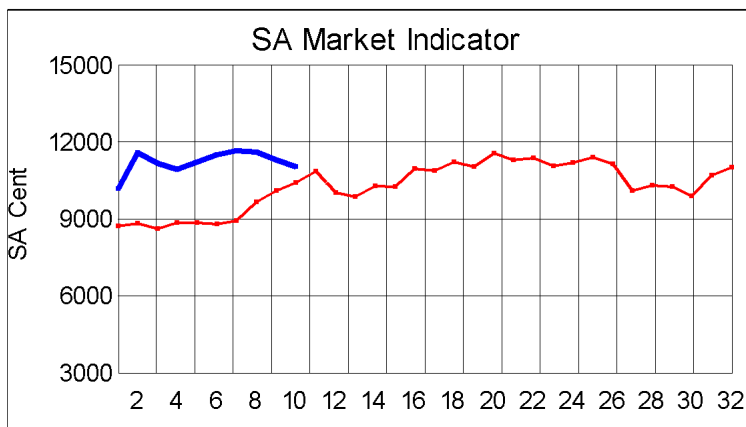
18,312,741.5

Previous Season to Date

16,245,805.5

Percentage Change:

12.72%



Current Season — Previous Season

Average Fleece Wool Prices (c/kg. clean)
Spinners and Good Topmaking Styles (AWEX Types MF4 and MF5)

Micron	100+mm	90mm	80mm	70mm	60mm	50mm	40mm	30mm	20mm	10mm
18.0			11879							
18.5		11832	11717	11732	11365	11037	11026			
19.0		11611	11737	11595		11144	10735			
19.5		11546	11528	11417	11304	11007	10924			
20.0		11343	11346	11180	11091	10848	10581			
20.5		11261	11236	11147	11119	10582	9944			
21.0		11172	11195	11180	10931		10197			
21.5	11249	11095	11104	11182	10600	10729				
22.0		11214	10817	11019						
22.5										
23.0			10300							
23.5										
24.0										

* Based on a minimum of 3 lots sold per category

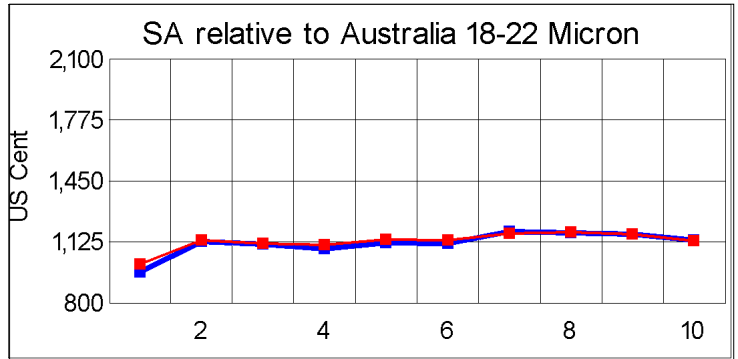
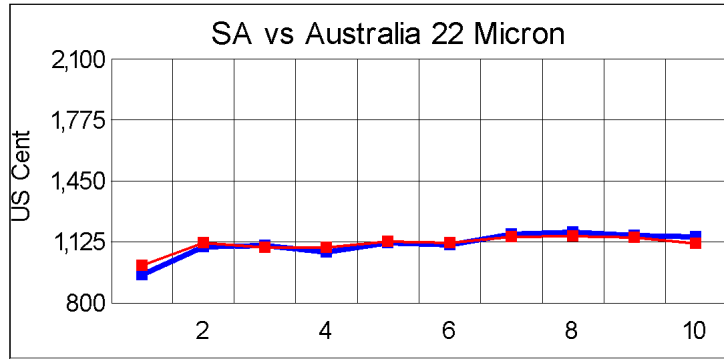
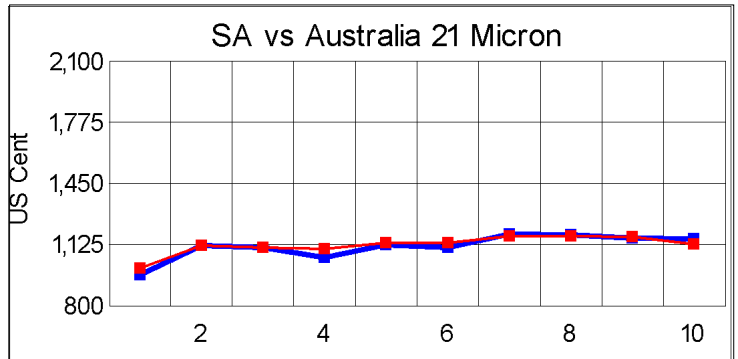
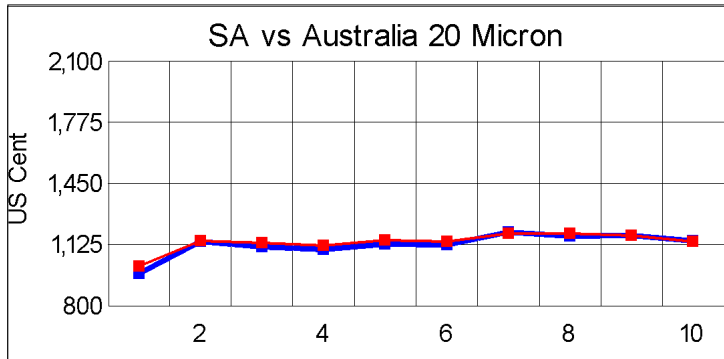
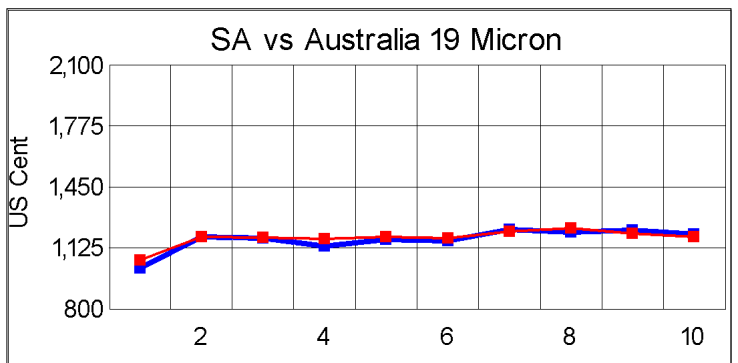
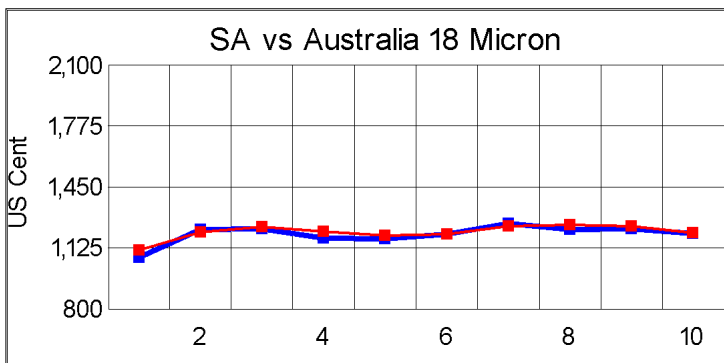
Average Topmaking Styles (AWEX MF6)

Micron	100+mm	90mm	80mm	70mm	60mm	50mm	40mm	30mm	20mm	10mm
18.0										
18.5										
19.0			11303							
19.5			11268	11361						
20.0				11469						
20.5			10889	10994						
21.0			10915	10959		10272				
21.5			11046							
22.0										
22.5										
23.0										
23.5										
24.0										

* Based on a minimum of 3 lots sold per category

Other Selected Types/Qualities

	Long			Medium		
	19μ	20μ	21μ	19μ	20μ	21μ
Good Quality						
Lambswool	11415	11053		11003	10565	10559
Bellies	11083	10872		10547	10286	9670
Locks				10382	9996	8710
Average Quality						
Lambswool	11194	11220		10617	10323	9150
Bellies	10802	10620	10058	10557	10431	9327
Locks				9298	9379	7744
Inferior Quality						
Fleecewool	11166	11156	10622	10960		
Lambswool	11048					
Bellies	10982	11024		10800	10566	9389
Locks	9407			7986	7995	8145



— SA in USc
— Aus in USc

— SA in USc
— Aus in USc

Market Commentary

WOOL MARKET DROPS SLIGHTLY

The wool market dropped slightly at this week's sale and the Cape Wools Merino indicator closed 2.4% lower at R110,51/kg (clean) compared to last week's. This is still 8.4% higher compared to this season's opening sale.

There was keen competition on the auction floor between grease-wool exporters and processors and 99% of the offering of 9 548 bales was sold. According to traders, resistance from China towards the current price levels of raw wool continued to affect this week's wool sale.

The rand had little influence on the market and at R9,84 it was 0.8% weaker against the dollar compared with last week's average rate. At R13,53 it had lost 0.7% on average value against the euro.

Wool prices dropped across the board with the stronger types posting the greatest decline.

Most active traders were Modiano (2 712), Standard Wool (2 327), Lempiere (2 151) and Stucken & Co (1 282).

The average clean prices for the different categories good top-making (MF5), long fleeces were as follows: 18 microns were down 2.3% at R118,72/kg, 18,5 microns weakened by 2.6% to R117,06/kg, 19 microns dropped 1% to R116,57/kg, 19,5 microns shed 1.8% to close at R114,52/kg, 20 microns dropped 1.9% to close at R112,50/kg, 20,5 microns were down 2.7% at R111,27/kg, 21,5 microns were 2.9% cheaper at R110,37/kg and 22 microns were down 1.8% to close at R110,21/kg.

The next sale is scheduled for 6 November where approximately 12 500 bales will be on offer.