

National Weekly Wool Market Report

Season: 2013/2014

Sale Date: 19&20 November 2013



CAPE WOOLS SA

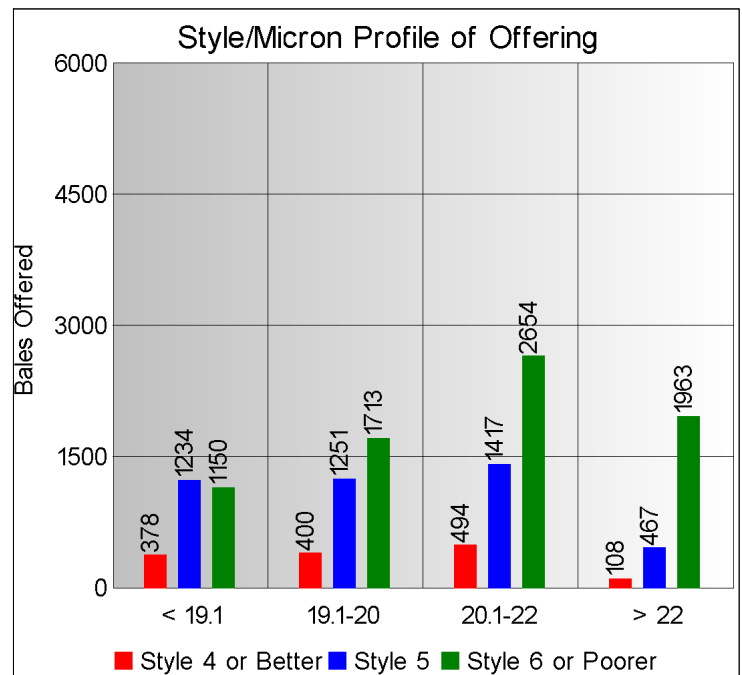
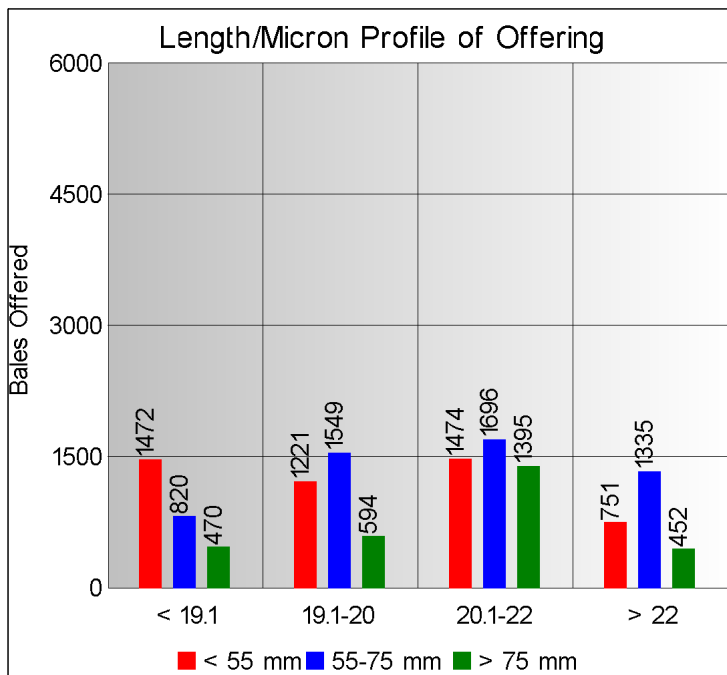
Tel: 27-41-4844301
 Fax: 27-41-4846792
 E-mail: stats@capewools.co.za
 Website: www.capewools.co.za

Market Indicators				Buyers			
Indicator Unit	Current Sale	Last Sale	Change	Company	Bales Purchased This Week	% of Purchases	Total Bales Purchased This Season
SA c/kg	11500	11471	0.3%	G Modiano SA	3621	27.4%	31720
Ave. to date (12/13)	11293	11275	0.2%	Standard Wool SA	2965	22.4%	33524
Ave. to date (11/12)	9399			Lempriere SA	2936	22.2%	27312
US c/kg	1135	1111	2.2%	Stucken & Co	1529	11.6%	18240
Euro c/kg	839	828	1.3%	H Dawson Sons & Co	564	4.3%	3342
AWEX EMI	1112	1101	1.0%	Segard Masurel SA	541	4.1%	4902
Exchange Rates				Infinite Wool SA	478	3.6%	7339
Currency Unit	This Week	Previous Week	% Change	Chargeurs Wool SA	183	1.4%	1447
R/USD	10.1313	10.3234	1.9%	New England Wool SA	39	0.3%	916
R/Euro	13.7146	13.8605	1.1%				
R/AUD	9.5119	9.5987	0.9%				
USD/AUD	0.9391	0.9261	-1.4%				

Analysis of Offerings by Broker This Week (Bales)

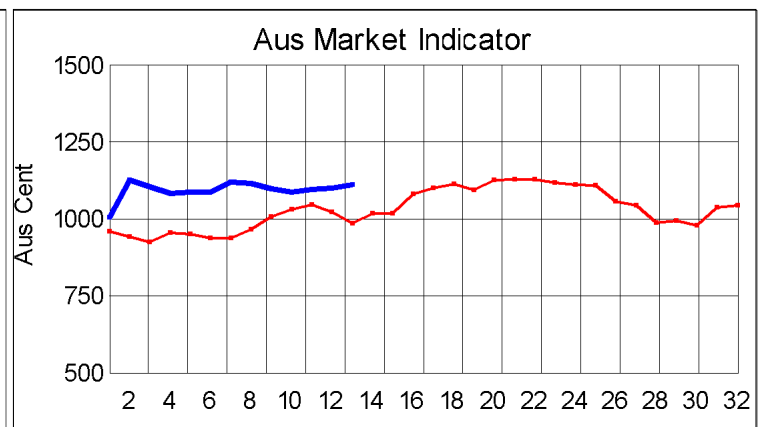
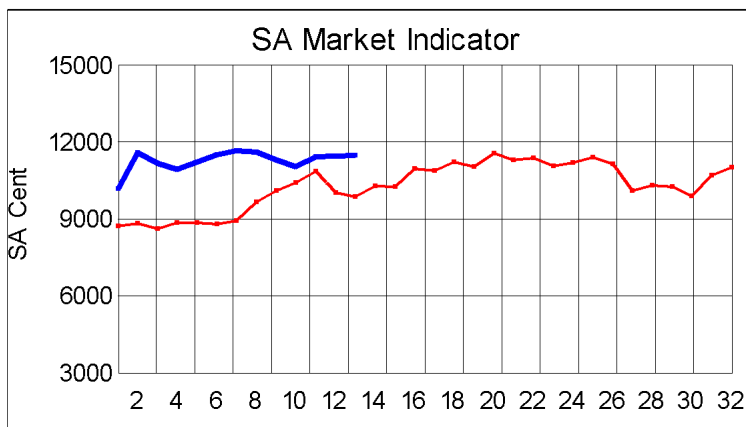
Broker	Merino Fleeces	Merino Bellies	Merino Lambs	Merino Backs	Merino Locks	* Other	Total	% Sold
BKB	4453	696	922	1150	460	1032	8713	98.2%
CMW	1379	242	164	321	147	317	2570	94.8%
JLW	91	18	29	14	14	13	179	99.4%
MAS	458	44	147	49	68	259	1025	95.5%
SBL	126	26	28	32	31	39	282	96.5%
VLW	227	30	29	63	36	75	460	97.0%
Total	6734	1056	1319	1629	756	1735	13229	97.3%

* Crossbred types, Coarse and Coloured and Inferior



Receipts 2012/2013 Season

Season to Date (Kg.) 23,854,050.1 Previous Season to Date 21,337,527.2 Percentage Change: 11.79%



Current Season — Previous Season

Average Fleece Wool Prices (c/kg. clean)
Spinners and Good Topmaking Styles (AWEX Types MF4 and MF5)

Micron	100+mm	90mm	80mm	70mm	60mm	50mm	40mm	30mm	20mm	10mm
18.0			12516	12397		11234				
18.5		12305	12325	12199	12241	11194				
19.0		12221	12232	12150	11855	11519	10362			
19.5		12134	11977	11966	11749	11344	10591			
20.0		11899	11843	11901	11550	11182	10405			
20.5		11837	11809	11751	11565	11215	9410			
21.0		11743	11733	11700	11647	11173				
21.5		11610	11674	11603	11466	10733	9981			
22.0		11573	11626	11495	11405					
22.5			11270							
23.0										
23.5										
24.0										

* Based on a minimum of 3 lots sold per category

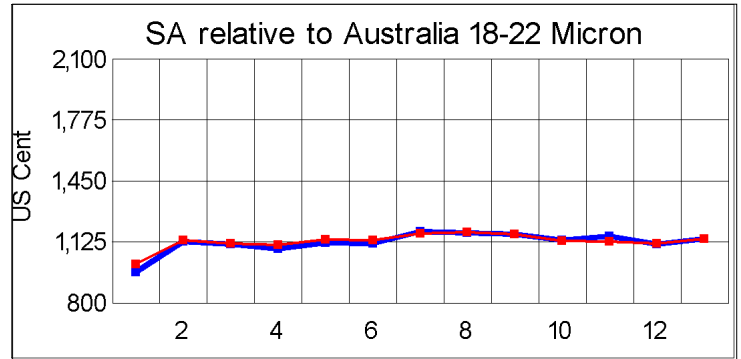
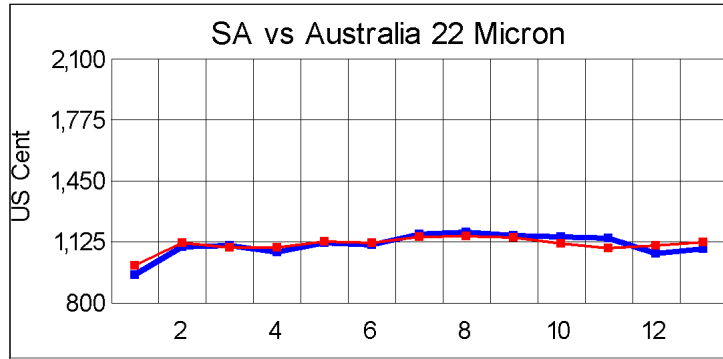
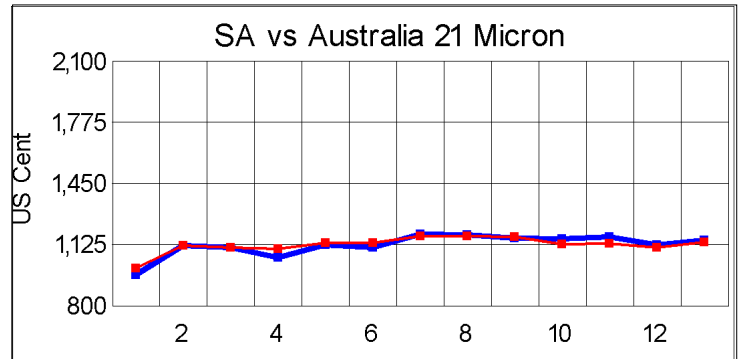
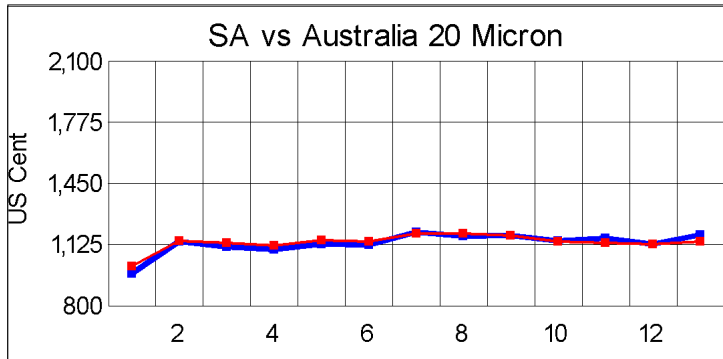
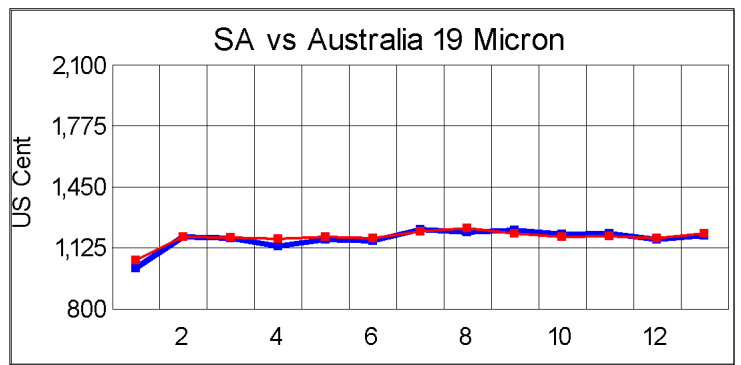
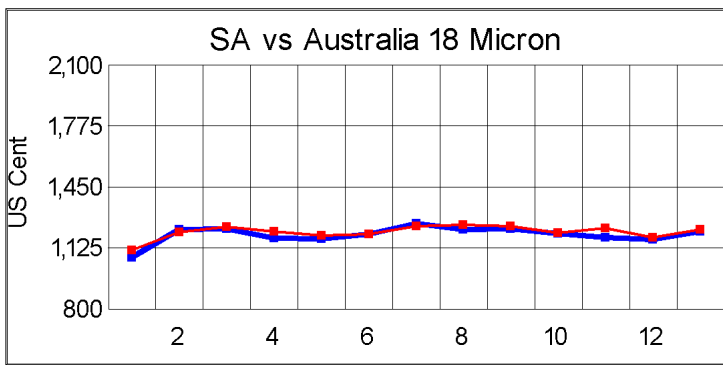
Average Topmaking Styles (AWEX MF6)

Micron	100+mm	90mm	80mm	70mm	60mm	50mm	40mm	30mm	20mm	10mm
18.0			12200							
18.5										
19.0										
19.5			11253		11657		10203			
20.0				11413			9338			
20.5			11581	11488	11126		9295			
21.0			11167	11443	10982	10094				
21.5			11585	11016						
22.0			11025	11208						
22.5										
23.0										
23.5										
24.0										

* Based on a minimum of 3 lots sold per category

Other Selected Types/Qualities

	Long			Medium		
	19μ	20μ	21μ	19μ	20μ	21μ
Good Quality						
Lambswool	11998	11547		10987	10672	10215
Bellies		11178		10882	10591	
Locks		9352	7814	9565	8479	8366
Average Quality						
Lambswool	11711	11254	10321	10792	8758	
Bellies	10824	10916		10063	10048	9826
Locks		8662	9440	9005	8070	8429
Inferior Quality						
Fleecewool	11494	11228	10968		8295	
Lambswool	12054	10836	10898	9338	8752	
Bellies		8808	10161	10382	9967	8874
Locks				7527	6548	6676



— SA in USc
— Aus in USc

— SA in USc
— Aus in USc

Market Commentary

WOOL MARKET REMAINS FIRM

Despite a large offering the wool market held up on last week's gains and the Cape Wools Merino Indicator closed the day up by a marginal 0,3% at R115,00. This is 12,8% higher compared to the opening sale of this season and up 16,5% compared to the corresponding sale of the previous season.

Good competition and good demand from Europe and China for good quality long wool resulted in a 97% clearance of the 13 229 bales offered at this week's sale.

The rand on the day traded 1,9% stronger at R10,13 against the US dollar, compared with last week's average rate and gained 1,1% against the euro at R13,72.

The most active traders were Modiano (3 621), Standard Wool (2 965), Lempriere (2 936) and Stucken & Co (1 529). The average clean prices for the different categories good top-making (MF5), long fleeces were as follows: 18 microns were up by 1,7% to R124,28/kg, 18,5 microns weakened by 0,6% to R122,68/kg, 19 microns gained 0,3% to R121,98/kg, 19,5 microns rose 0,1% to close at R119,39/kg, 20 microns were down 0,4% to close at R115,95/kg, 20,5 microns lost 0,5% at R114,95/kg, 21 microns were 0,6% dearer at R115,50/kg, 21,5 microns rose 0,5% to R115,15/kg and 22 microns were down 0,2% to close at R114,13/kg.

The next sale is scheduled for 27 November where approximately 11 500 bales will be on offer.