

# National Weekly Wool Market Report

Season: 2013/2014

Sale Date: 12&13 November 2013



CAPE WOOLS SA

Tel: 27-41-4844301

Fax: 27-41-4846792

E-mail: stats@capewools.co.za

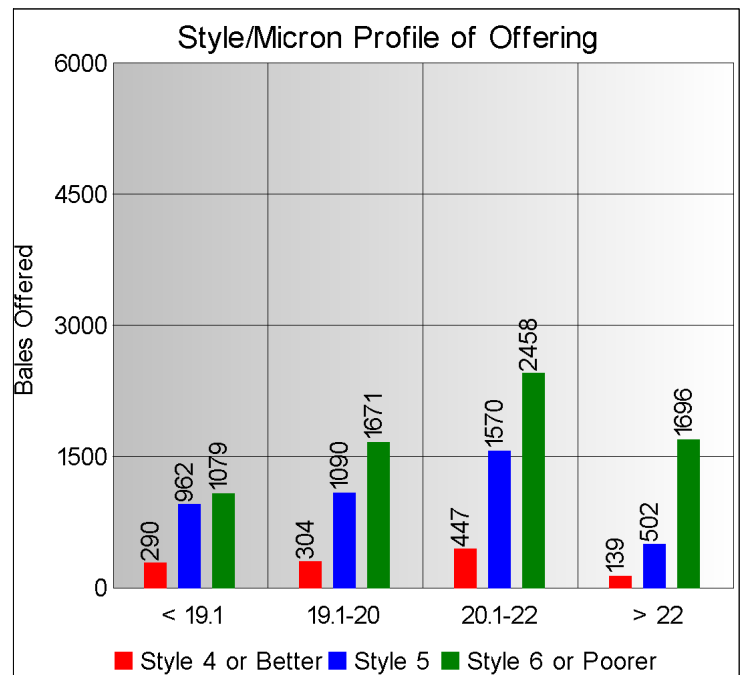
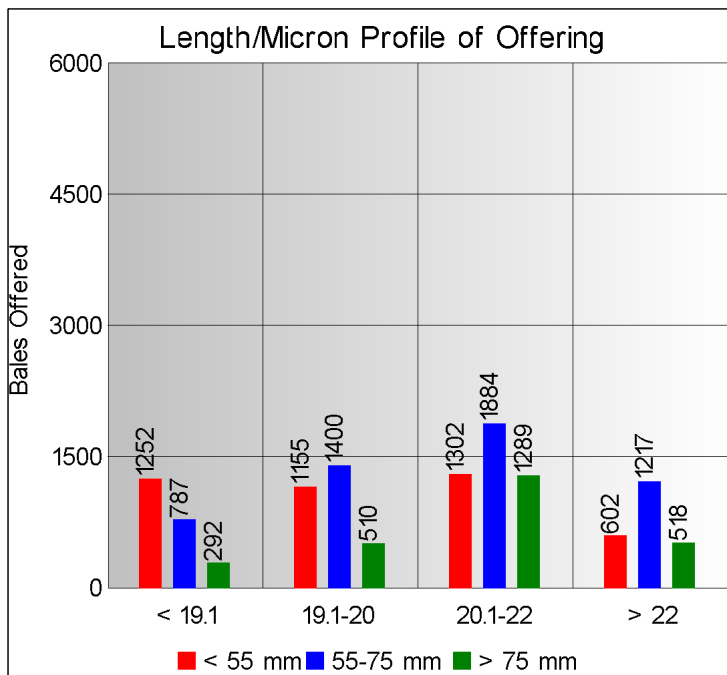
Website: www.capewools.co.za

Market Indicators				Buyers			
Indicator Unit	Current Sale	Last Sale	Change	Company	Bales Purchased This Week	% of Purchases	Total Bales Purchased This Season
SA c/kg	11471	11443	0.2%	G Modiano SA	3529	28.9%	28049
Ave. to date (12/13)	11275	11257	0.2%	Standard Wool SA	3318	27.2%	30559
Ave. to date (11/12)	9360			Lempriere SA	2274	18.6%	24376
US c/kg	1111	1125	-1.2%	Stucken & Co	1139	9.3%	16711
Euro c/kg	828	833	-0.6%	Infinite Wool SA	811	6.6%	6861
AWEX EMI	1101	1098	0.3%	H Dawson Sons & Co	520	4.3%	2778
Exchange Rates				Segard Masurel SA	290	2.4%	4361
Currency Unit	This Week	Previous Week	% Change	Chargeurs Wool SA	120	1.0%	1264
R/USD	10.3234	10.1736	-1.5%	New England Wool SA	20	0.2%	877
R/Euro	13.8605	13.7440	-0.8%				
R/AUD	9.5987	9.6870	0.9%				
USD/AUD	0.9261	0.9525	2.8%				

## Analysis of Offerings by Broker This Week (Bales)

Broker	Merino Fleeces	Merino Bellies	Merino Lambs	Merino Backs	Merino Locks	* Other	Total	% Sold
BKB	4404	682	1002	1011	584	1023	8706	98.1%
CMW	1749	330	494	375	211	343	3502	99.3%
MAS	0	0	0	0	0	0	0	
SBL	0	0	0	0	0	0	0	
VLW	0	0	0	0	0	0	0	
<b>Total</b>	<b>6153</b>	<b>1012</b>	<b>1496</b>	<b>1386</b>	<b>795</b>	<b>1366</b>	<b>12208</b>	<b>98.5%</b>

\* Crossbred types, Coarse and Coloured and Inferior



## Receipts 2012/2013 Season

Season to Date (Kg.)

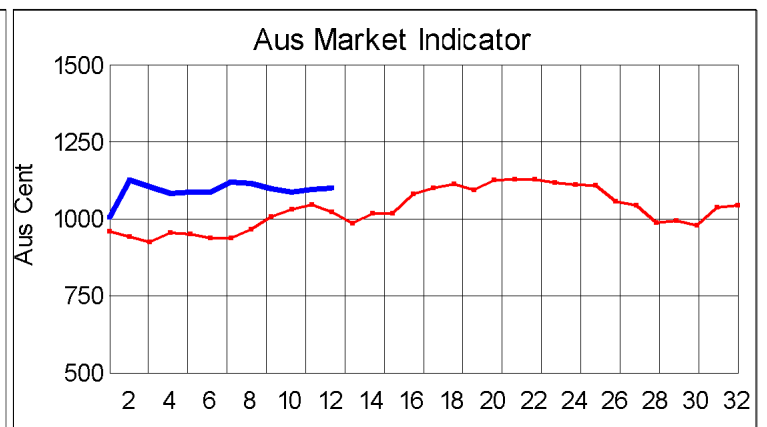
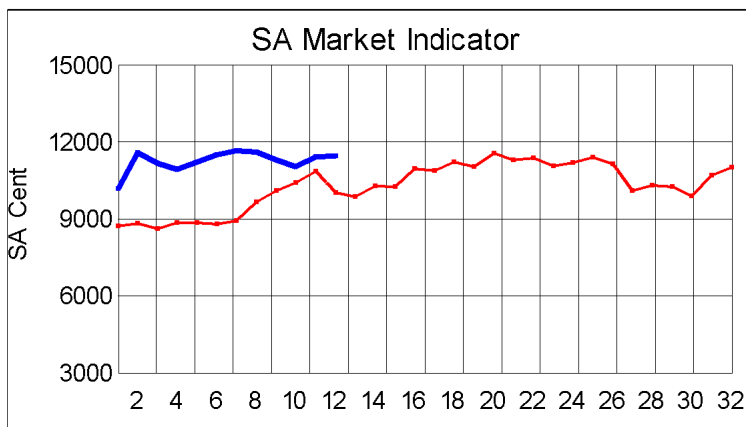
22,132,956.3

Previous Season to Date

19,929,888.7

Percentage Change:

11.05%



Current Season — Previous Season

**Average Fleece Wool Prices (c/kg. clean)**  
**Spinners and Good Topmaking Styles (AWEX Types MF4 and MF5)**

Micron	100+mm	90mm	80mm	70mm	60mm	50mm	40mm	30mm	20mm	10mm
18.0			12695	12648	12581	10802				
18.5			12364	12322	11683	12006	11325			
19.0		12292	12226	12170	11924	11579	10926			
19.5		12074	12022	12003	11734	11001	10287			
20.0		11986	11873	11821	11513	11343				
20.5		11865	11824	11835	11627	11169				
21.0		11840	11742	11803	11421	10890				
21.5		11770	11677	11568	11167		8962			
22.0		11587		11543						
22.5			11394							
23.0										
23.5										
24.0										

\* Based on a minimum of 3 lots sold per category

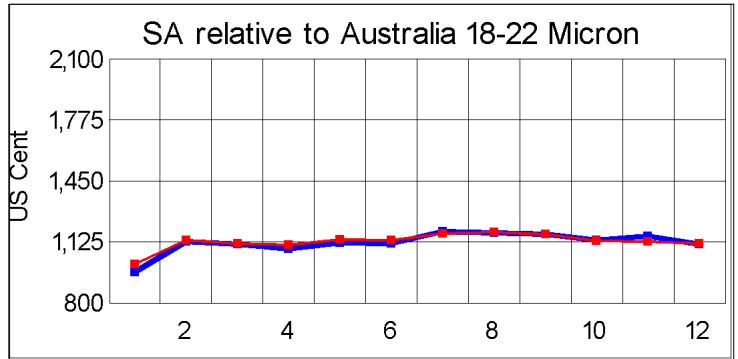
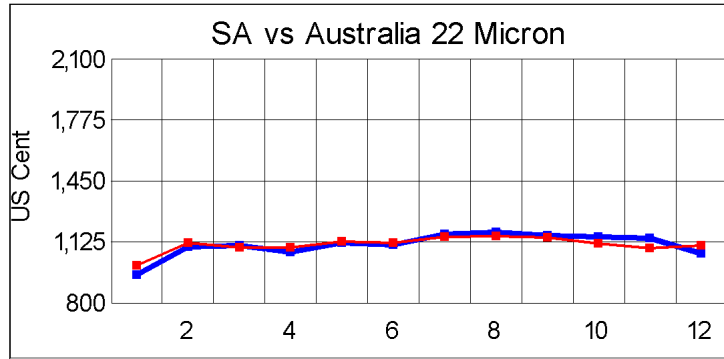
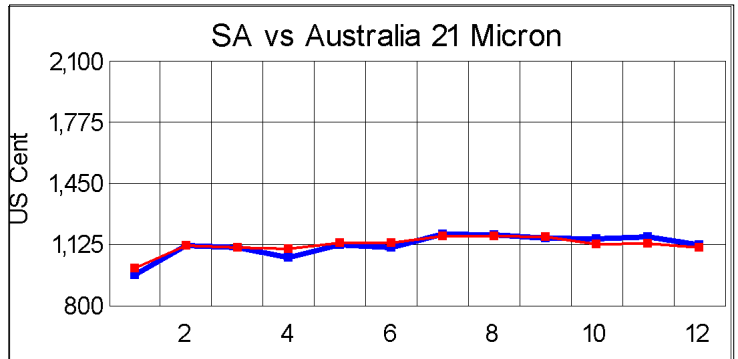
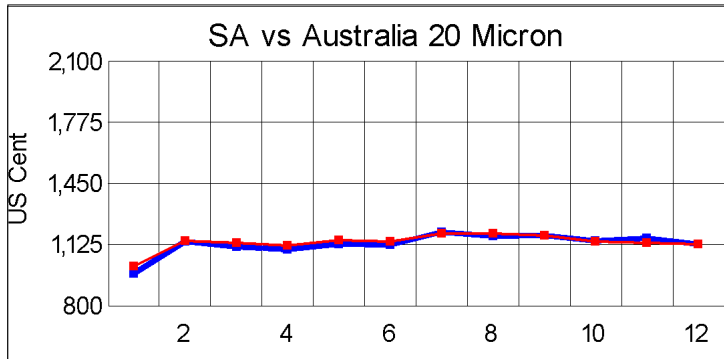
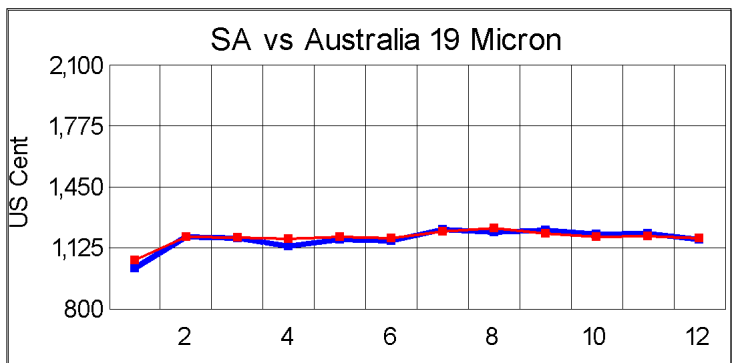
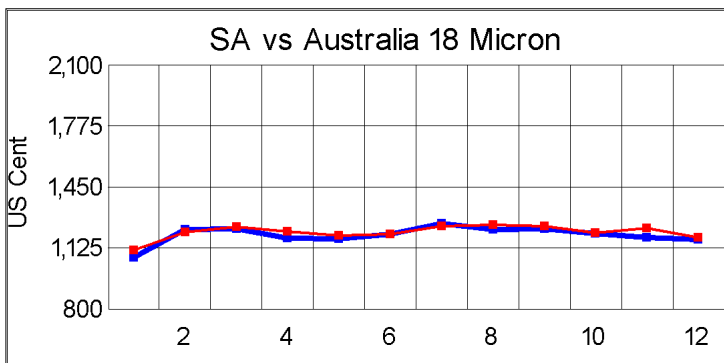
**Average Topmaking Styles (AWEX MF6)**

Micron	100+mm	90mm	80mm	70mm	60mm	50mm	40mm	30mm	20mm	10mm
18.0										
18.5							10462			
19.0						11134	9757			
19.5				11799	11590					
20.0				11416	10637					
20.5			11606	11624	11210		9663			
21.0			11596	11263						
21.5				11140						
22.0			11045							
22.5										
23.0										
23.5										
24.0										

\* Based on a minimum of 3 lots sold per category

**Other Selected Types/Qualities**

	Long			Medium		
	19μ	20μ	21μ	19μ	20μ	21μ
<b>Good Quality</b>						
Lambswool	12208	11859	11232	11037	10567	9658
Bellies	11203			10948	10194	10128
Locks				10135	9313	
<b>Average Quality</b>						
Lambswool	11180	11458	10547	9543	9558	10127
Bellies	10959	10050		10865	9811	9648
Locks	9830	8071		8271	7576	
<b>Inferior Quality</b>						
Fleecewool	11562	11362	10639	10793	11042	7231
Lambswool	12038	11239		8476	9380	
Bellies	11354	10078		10146	9697	
Locks	6550		6281	7927	7147	7448



— SA in USc  
— Aus in USc

— SA in USc  
— Aus in USc

## Market Commentary

### WOOL MARKET REMAINS STEADY

The wool market held on to last week's gains and the Cape Wools Merino indicator closed the day up by a marginal 0.2% at R114.71 /kg (clean). This is 12.5% higher compared to the opening sale of this season and up 14.4% compared to the corresponding sale of the previous season.

Good competition, a weaker rand and solid demand for good quality wool from the various sectors of the trade resulted in a 99% clearance of the 12 208 bales offered at this week's sale.

The rand on the day traded 1.5% weaker at R10.32 against the US dollar, compared with last week's average rate, and weakened 0.8% against the euro at R13.86.

The most active traders were Modiano (3 529), Standard Wool (3 318), Lempriere (2 274) and Stucken & Co (1 139).

The average clean prices for the different categories good top -making (MF5), long fleeces were as follows: 18,5 microns strengthened by 0.2% to R123,38/kg, 19 microns gained 0.5% to R121,63/kg, 19,5 microns rose 0.7% to close at R119,25/kg, 20 microns were up 0.8% to close at R116,46/kg, 20.5 microns gained 0.5% at R115,53/kg, 21 microns were 0.3% cheaper at R114,79/kg, 21.5 microns dropped 0.5% to R114,56/kg and 22 microns were up 2.8% to close at R114,37/kg.

The next sale is scheduled for 20 November where approximately 13 500 bales will be on offer.