

# National Weekly Wool Market Report

Season: 2013/2014

Sale Date: 3&4 December 2013



CAPE WOOLS SA

Tel: 27-41-4844301

Fax: 27-41-4846792

E-mail: stats@capewools.co.za

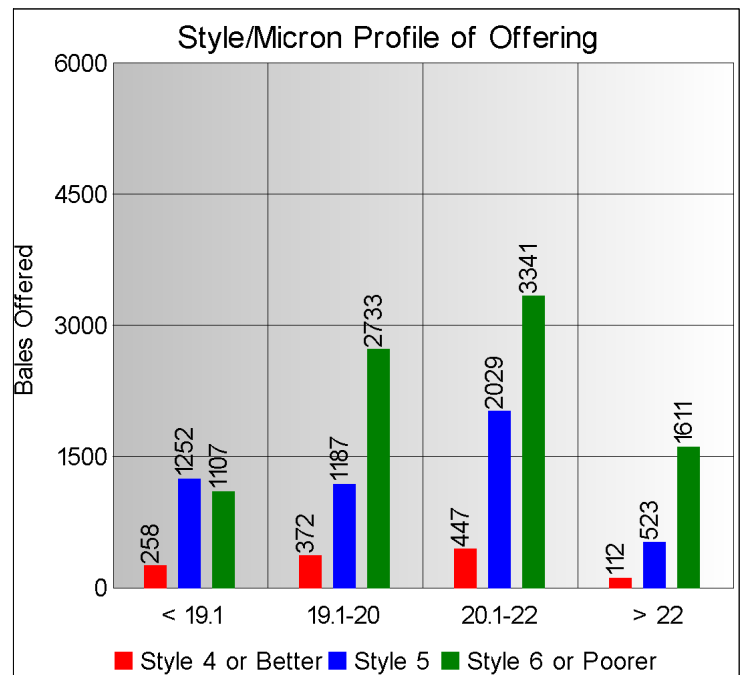
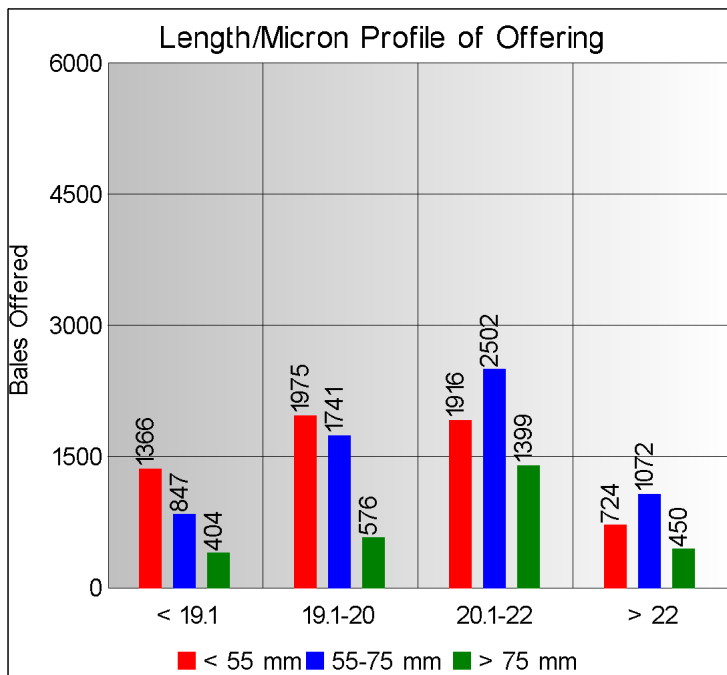
Website: www.capewools.co.za

Market Indicators				Buyers			
Indicator Unit	Current Sale	Last Sale	Change	Company	Bales Purchased This Week	% of Purchases	Total Bales Purchased This Season
SA c/kg	11658	11148	4.6%	G Modiano SA	4002	26.7%	38546
Ave. to date (12/13)	11307	11282	0.2%	Standard Wool SA	3333	22.3%	39373
Ave. to date (11/12)	9517			Lempriere SA	3192	21.3%	33054
US c/kg	1125	1103	2.0%	Stucken & Co	1639	11.0%	20746
Euro c/kg	829	812	2.1%	Segard Masurel SA	1069	7.1%	6698
AWEX EMI	0	1115	-100.0%	Infinite Wool SA	328	2.2%	8342
Exchange Rates				H Dawson Sons & Co	323	2.2%	3922
Currency Unit	This Week	Previous Week	% Change	New England Wool SA	195	1.3%	1132
R/USD	10.3588	10.1081	-2.5%	Chargeurs Wool SA	146	1.0%	1821
R/Euro	14.0656	13.7365	-2.4%				
R/AUD	9.3649	9.2172	-1.6%				
USD/AUD	0.9039	0.9118	0.9%				

## Analysis of Offerings by Broker This Week (Bales)

Broker	Merino Fleeces	Merino Bellies	Merino Lambs	Merino Backs	Merino Locks	* Other	Total	% Sold
BKB	3997	801	864	1308	499	1302	8771	96.9%
CMW	1728	351	378	489	259	510	3715	89.2%
JLW	24	0	1	4	0	1	30	100.0%
MAS	741	53	112	85	88	305	1384	96.2%
SBL	224	55	56	62	51	46	494	97.0%
VLW	340	40	64	66	28	40	578	99.0%
<b>Total</b>	<b>7054</b>	<b>1300</b>	<b>1475</b>	<b>2014</b>	<b>925</b>	<b>2204</b>	<b>14972</b>	<b>95.0%</b>

\* Crossbred types, Coarse and Coloured and Inferior



## Receipts 2012/2013 Season

Season to Date (Kg.)

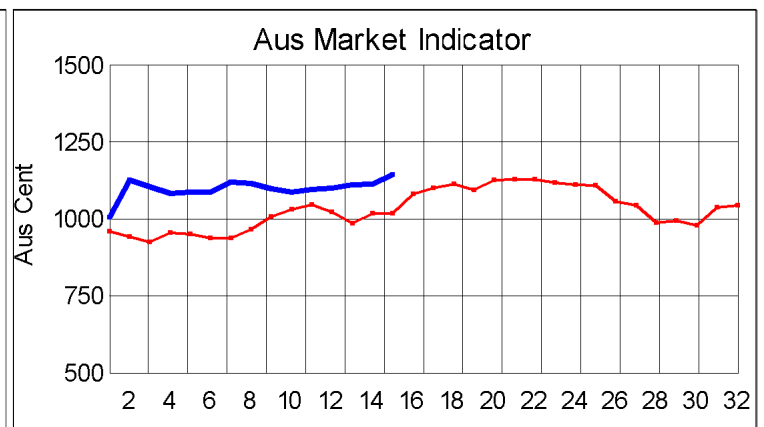
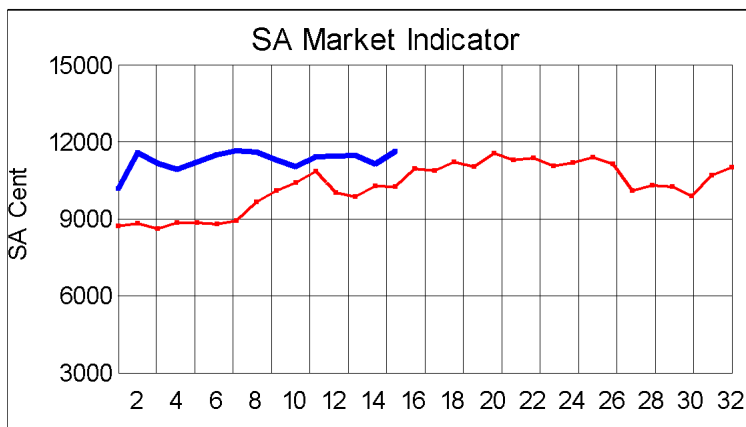
27,543,871.0

Previous Season to Date

24,633,103.3

Percentage Change:

11.82%



Current Season — Previous Season

**Average Fleece Wool Prices (c/kg. clean)  
Spinners and Good Topmaking Styles (AWEX Types MF4 and MF5)**

Micron	100+mm	90mm	80mm	70mm	60mm	50mm	40mm	30mm	20mm	10mm
18.0			12853	12740	12449	12324				
18.5			12773	12633	12266	11800				
19.0			12521	12367	12076	11805	10975			
19.5		12274	12363	12302	11846	11793	10871			
20.0		12163	12188	12160	11829	11156	10637			
20.5		12158	12058	12059	11732	11447	10368			
21.0		12136	11986	12065	11826	11176				
21.5		12040	12081	11950	11669	11006				
22.0		11881	11932	11749	11564	10509				
22.5		11689	11664		11178					
23.0										
23.5										
24.0										

\* Based on a minimum of 3 lots sold per category

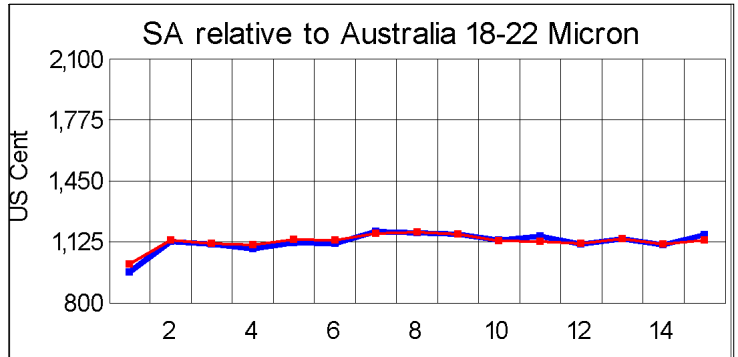
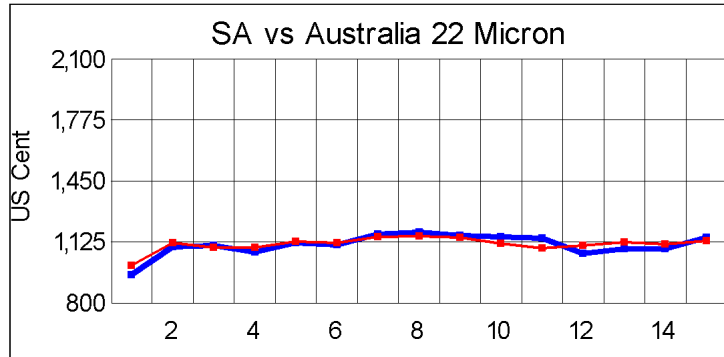
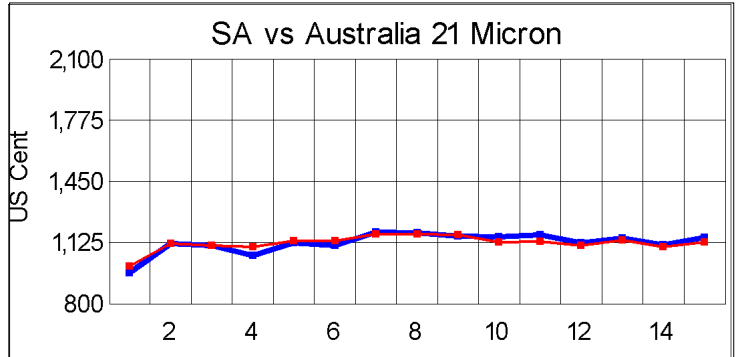
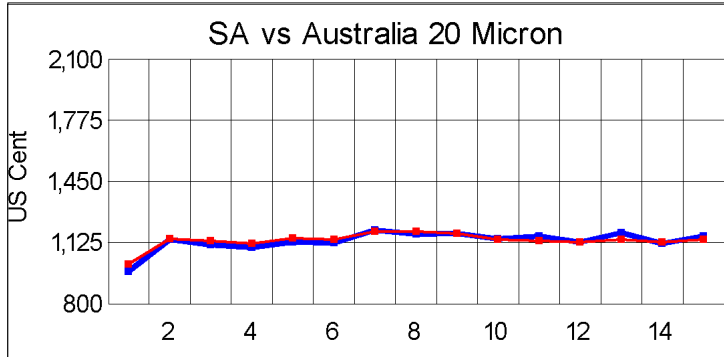
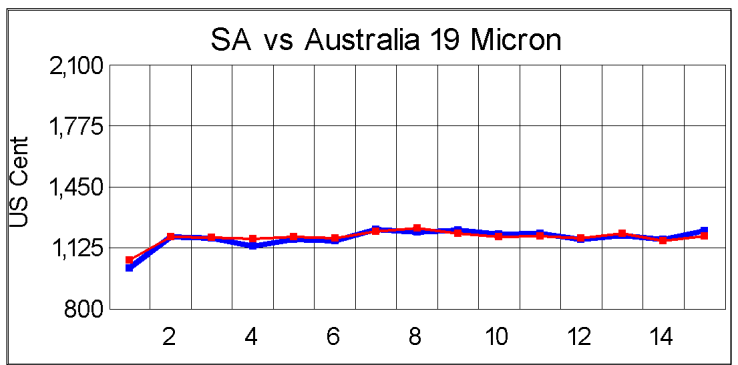
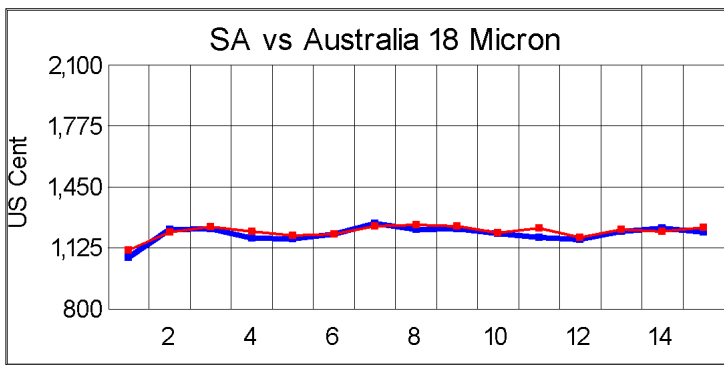
**Average Topmaking Styles (AWEX MF6)**

Micron	100+mm	90mm	80mm	70mm	60mm	50mm	40mm	30mm	20mm	10mm
18.0										
18.5										
19.0				11939						
19.5				11402						
20.0			11841	11447						
20.5			11608	11376	10387					
21.0			11567	11547	11338					
21.5			11426	11371						
22.0			10234	10800						
22.5										
23.0										
23.5										
24.0										

\* Based on a minimum of 3 lots sold per category

**Other Selected Types/Qualities**

	Long			Medium		
	19μ	20μ	21μ	19μ	20μ	21μ
<b>Good Quality</b>						
Lambswool	12179	11851		11287	10862	11261
Bellies	11272	11488		11241	11558	11146
Locks				9372	9050	7622
<b>Average Quality</b>						
Lambswool	11688	9407	9085	10511	8844	
Bellies	11505	11120		10539	9704	9531
Locks	8354			8726	7932	
<b>Inferior Quality</b>						
Fleecewool	11662	10915	9609	11156	9803	9588
Lambswool		11170		11306	7860	
Bellies	10421			10359	9569	8252
Locks	7171	6979		7293	7250	5938



— SA in USc  
— Aus in USc

— SA in USc  
— Aus in USc

## Market Commentary

### WOOL PRICES RISE SHARPLY

The wool market rose sharply at the fore last sale before the Christmas recess with the Cape Wools Merino Indicator gaining 4,6% on the previous week's sale to close at R116,58/kg (clean).

This also represents a 14,3% increase on the opening sale and is up almost 13,5% on the corresponding sale last year. In Australia, the market also posted considerable increases.

There was excellent competition in the sales room from all sectors of the trade and despite the large offering of 14 972 bales a sales percentage of 95% was obtained.

The rand at R10,36 traded 2,5% weaker against the dollar compared with last week's average rate. At R14,07 it had lost 2,4% on average against the euro.

Prices rose across the board with 19,5-micron long fleece wools posting the greatest increase.

Major buyers were Modiano (4 002), Standard Wool (3 333), Lempriere (3 192), Stucken & Co (1 639) and Segard Masurel (1 069).

The average clean prices for the different categories good top-making (MF5), long fleeces were as follows: 18 microns were up by 4,2% to R128,04/kg, 18,5 microns strengthened by 3,9% to R126,37/kg, 19 microns gained 4,9% to R123,38/kg, 19,5 microns rose 5,9% to close at R120,38/kg, 20 microns gained 3,7% at R118,34/kg, 20.5 microns were up by 5,2% at R118,20/kg, 21 microns rose by 4,8% to R116,92/kg, and 21.5 microns gained 3,7% to close at R116,36/kg.

The last sale before the Christmas recess is scheduled for 11 December where approximately 8 500 bales will be on offer.