

National Weekly Wool Market Report

Season: 2013/2014

Sale Date: 26&27 November 2013



CAPE WOOLS SA

Tel: 27-41-4844301

Fax: 27-41-4846792

E-mail: stats@capewools.co.za

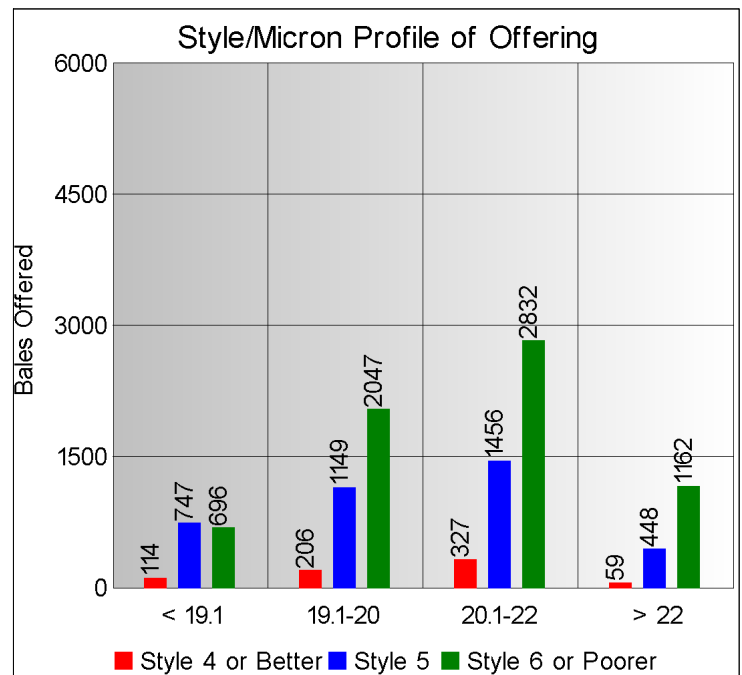
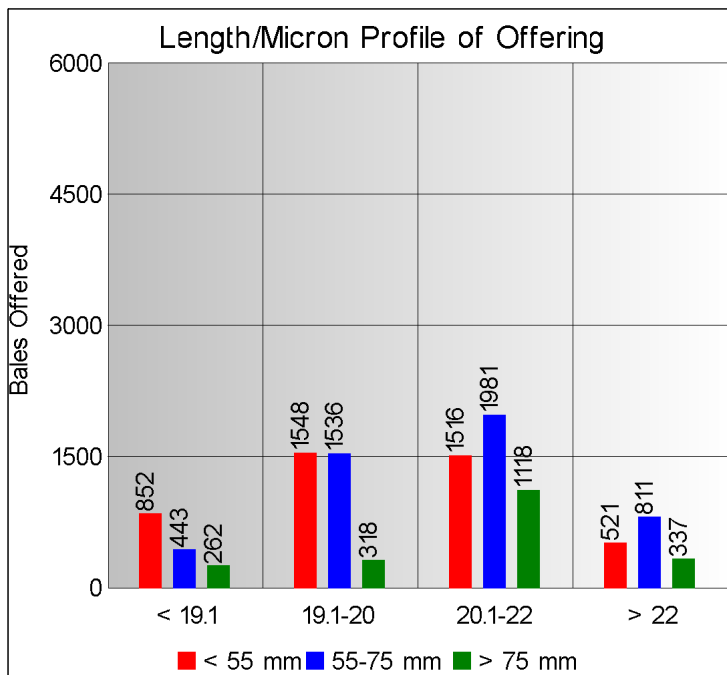
Website: www.capewools.co.za

Market Indicators				Buyers			
Indicator Unit	Current Sale	Last Sale	Change	Company	Bales Purchased This Week	% of Purchases	Total Bales Purchased This Season
SA c/kg	11148	11500	-3.1%	G Modiano SA	2821	25.1%	34541
Ave. to date (12/13)	11282	11293	-0.1%	Standard Wool SA	2493	22.2%	36017
Ave. to date (11/12)	9464			Lempriere SA	2469	22.0%	29781
US c/kg	1103	1135	-2.8%	Stucken & Co	867	7.7%	19107
Euro c/kg	812	839	-3.2%	Segard Masurel SA	727	6.5%	5629
AWEX EMI	1115	1112	0.3%	Infinite Wool SA	654	5.8%	7993
Exchange Rates				H Dawson Sons & Co	257	2.3%	3599
Currency Unit	This Week	Previous Week	% Change	Chargeurs Wool SA	228	2.0%	1675
R/USD	10.1081	10.1313	0.2%	New England Wool SA	21	0.2%	937
R/Euro	13.7365	13.7146	-0.2%				
R/AUD	9.2172	9.5119	3.1%				
USD/AUD	0.9118	0.9391	2.9%				

Analysis of Offerings by Broker This Week (Bales)

Broker	Merino Fleeces	Merino Bellies	Merino Lambs	Merino Backs	Merino Locks	* Other	Total	% Sold
BKB	3673	743	653	1197	575	812	7653	94.5%
CMW	1995	343	360	407	190	295	3590	92.0%
MAS	0	0	0	0	0	0	0	
SBL	0	0	0	0	0	0	0	
VLW	0	0	0	0	0	0	0	
Total	5668	1086	1013	1604	765	1107	11243	93.7%

* Crossbred types, Coarse and Coloured and Inferior



Receipts 2012/2013 Season

Season to Date (Kg.)

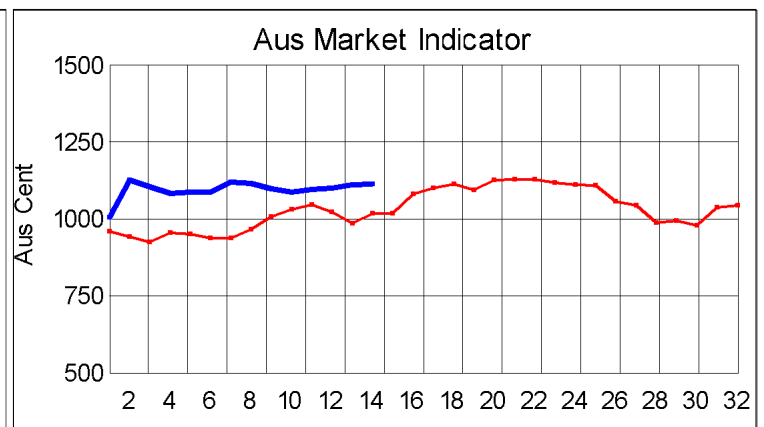
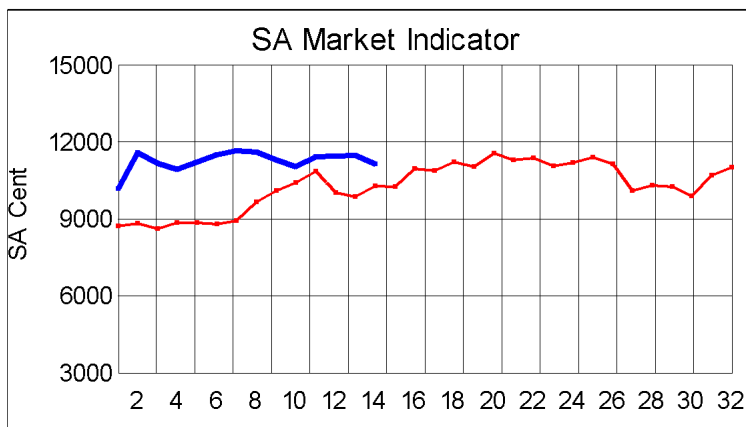
25,527,696.4

Previous Season to Date

22,735,917.4

Percentage Change:

12.28%



Current Season — Previous Season

Average Fleece Wool Prices (c/kg. clean)
Spinners and Good Topmaking Styles (AWEX Types MF4 and MF5)

Micron	100+mm	90mm	80mm	70mm	60mm	50mm	40mm	30mm	20mm	10mm
18.0			12398							
18.5				12162	11481		10773			
19.0		11999	11974	11924	11705	11130	10391			
19.5			11832	11691	11509	11152	10579			
20.0			11706	11609	11358	10789	10285			
20.5		11624	11570	11588	11361	10780	9942			
21.0		11523	11490	11480	11408	10732				
21.5		11472	11376	11303	11027	9688				
22.0			11420	11535		9943				
22.5				11467						
23.0			11296	11393						
23.5										
24.0										

* Based on a minimum of 3 lots sold per category

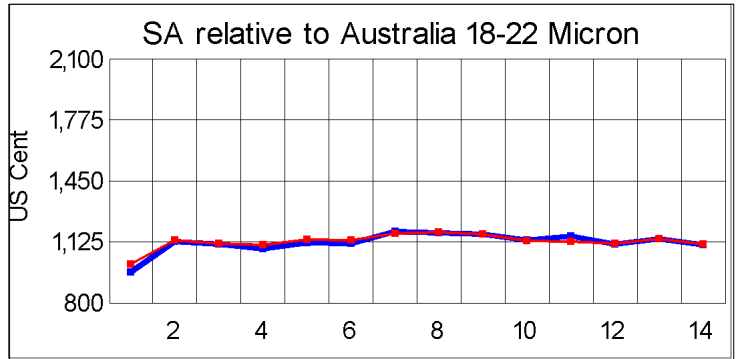
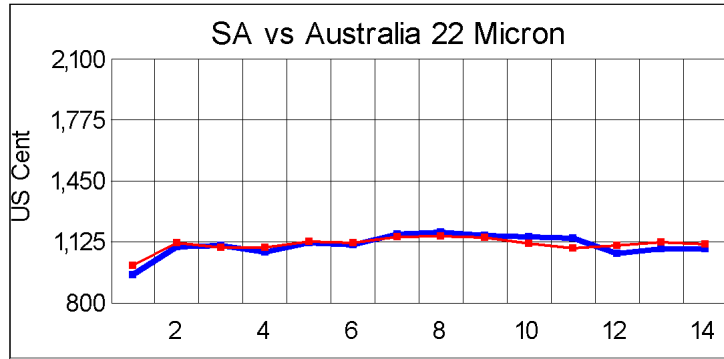
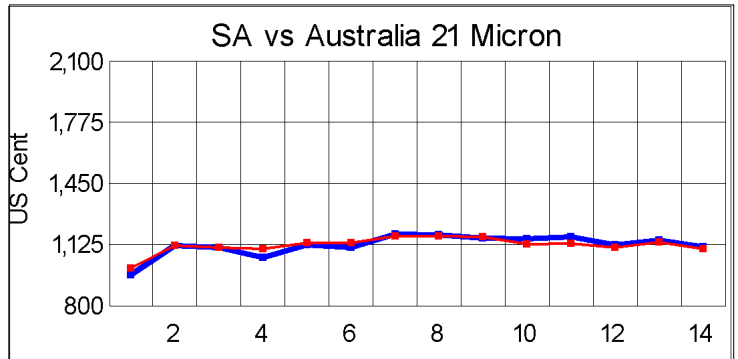
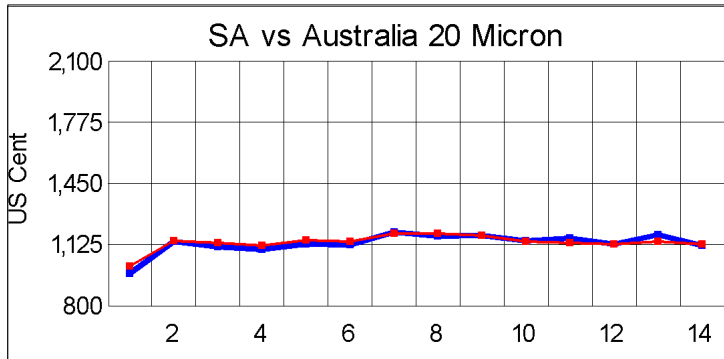
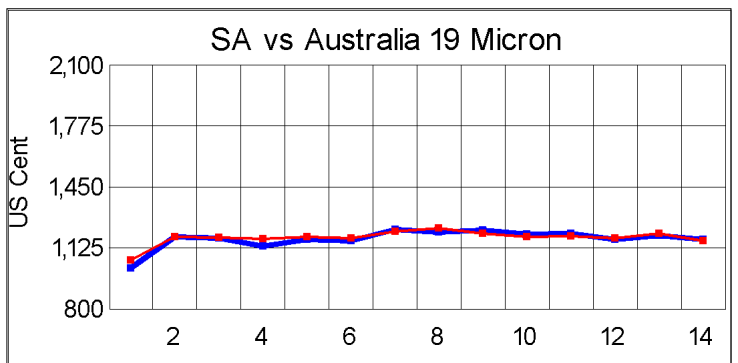
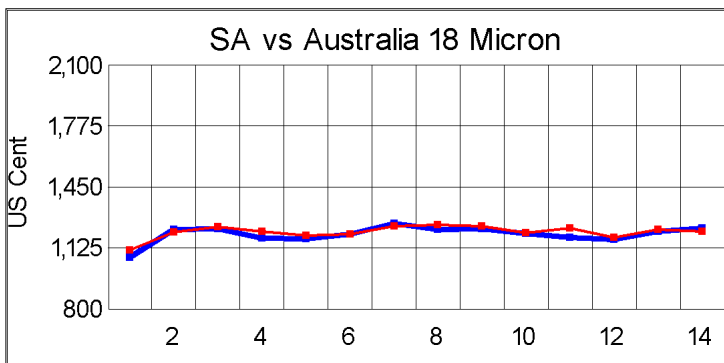
Average Topmaking Styles (AWEX MF6)

Micron	100+mm	90mm	80mm	70mm	60mm	50mm	40mm	30mm	20mm	10mm
18.0										
18.5										
19.0										
19.5			11629							
20.0				11216	10706					
20.5			11374	11006		9395				
21.0			11098	10997		9639				
21.5			11069	10914	10570					
22.0										
22.5				10577						
23.0										
23.5										
24.0										

* Based on a minimum of 3 lots sold per category

Other Selected Types/Qualities

	Long			Medium		
	19μ	20μ	21μ	19μ	20μ	21μ
Good Quality						
Lambswool	11455	11667		10704	10499	9895
Bellies	11067	10542	9743	10594	10657	10274
Locks				9163	8937	
Average Quality						
Lambswool	10899	10608	9523	10441	9039	9743
Bellies		10538	9330	10588	10084	9122
Locks	8265		8903	8886	7546	6538
Inferior Quality						
Fleecewool	10889	10972	10744	10747	9787	
Lambswool	10807					
Bellies	9717	8135		9259	9803	8246
Locks		6435		7349	6954	



— SA in USc
— Aus in USc

— SA in USc
— Aus in USc

Market Commentary

WOOL PRICES COME UNDER PRESSURE

The wool market came under pressure at this week's sale with the Cape Wool's Merino Indicator shedding 3,1% on last week to close the day at R111,48/kg (clean). This is 9,3% higher compared to the opening sale of this season and up 8,2% compared to the corresponding sale of the previous season.

The market appeared to be without direction while resistance to the high price levels may also have contributed to the lower prices. The sale resulted in a 94% clearance of the 11 243 bales on offer.

The rand on the day traded 0,2% stronger at R10,11 against the US dollar, compared with last week's average rate and dropped 0,2% against the euro at R13,74.

The most active traders were Modiano (2 821), Standard Wool (2 493) and Lempriere (2 469).

The average clean prices for the different categories good top -making (MF5), long fleeces were as follows: 18 microns were down by 1,1% to R122,93/kg, 18,5 microns weakened by 0,9% to R121,61/kg, 19 microns shed 3,5% to R117,66/kg, 19,5 microns dropped 4,8% to close at R113,69/kg, 20.5 microns lost 2,3% at R112,34/kg, 21.5 microns shed 2,5% to R112,22/kg and 22 microns were down 1,1% to close at R112,85/kg.

The next sale is scheduled for 4 December where approximately 15 000 bales will be on offer. A special sale is also scheduled for 11 December.