

# National Weekly Wool Market Report

Season: 2013/2014

Sale Date: 11 December 2013



CAPE WOOLS SA

Tel: 27-41-4844301  
 Fax: 27-41-4846792  
 E-mail: stats@capewools.co.za  
 Website: www.capewools.co.za

Market Indicators				Buyers			
Indicator Unit	Current Sale	Last Sale	Change	Company	Bales Purchased This Week	% of Purchases	Total Bales Purchased This Season
SA c/kg	11736	11658	0.7%	Lempriere SA	2626	32.8%	35676
Ave. to date (12/13)	11334	11307	0.2%	Standard Wool SA	2229	27.8%	41600
Ave. to date (11/12)	9609			G Modiano SA	1375	17.2%	39921
US c/kg	1137	1125	1.0%	Stucken & Co	700	8.7%	21446
Euro c/kg	826	829	-0.3%	Segard Masurel SA	482	6.0%	7180
AWEX EMI	1129	1145	-1.4%	Infinite Wool SA	157	2.0%	8503
				New England Wool SA	120	1.5%	1252
				H Dawson Sons & Co			3922
				Chargeurs Wool SA			1821

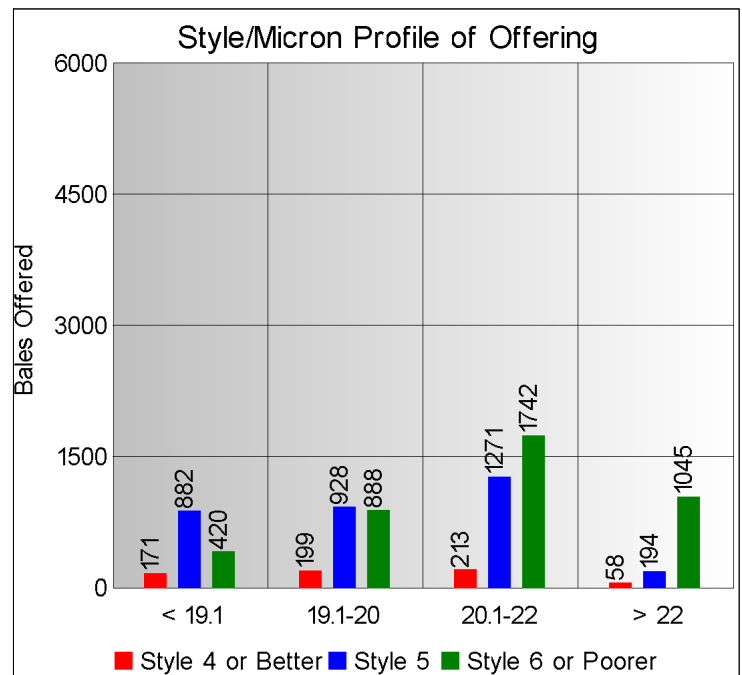
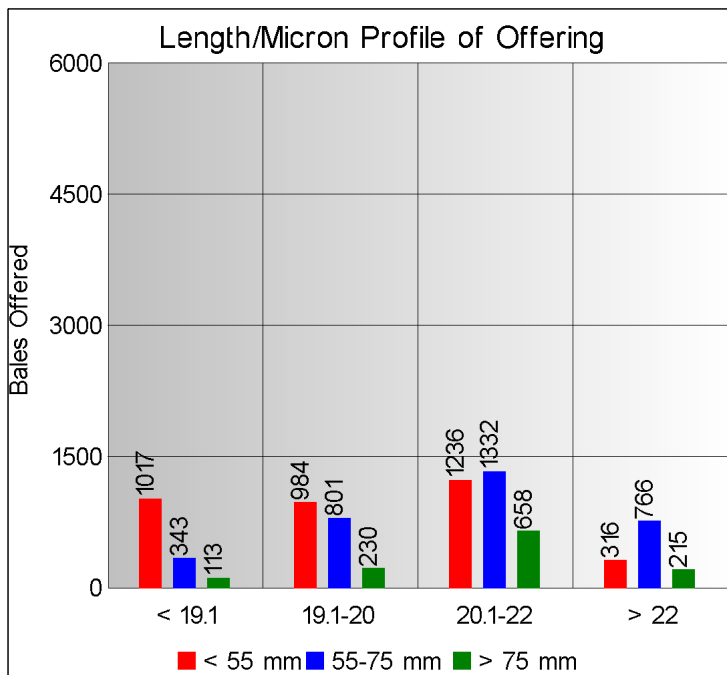
  

Exchange Rates			
Currency Unit	This Week	Previous Week	% Change
R/USD	10.3248	10.3588	0.3%
R/Euro	14.2067	14.0656	-1.0%
R/AUD	9.4172	9.3649	-0.6%
USD/AUD	0.9120	0.9039	-0.9%

## Analysis of Offerings by Broker This Week (Bales)

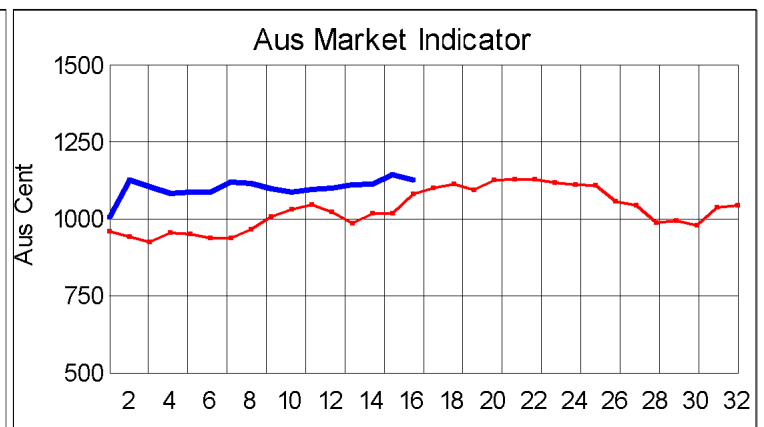
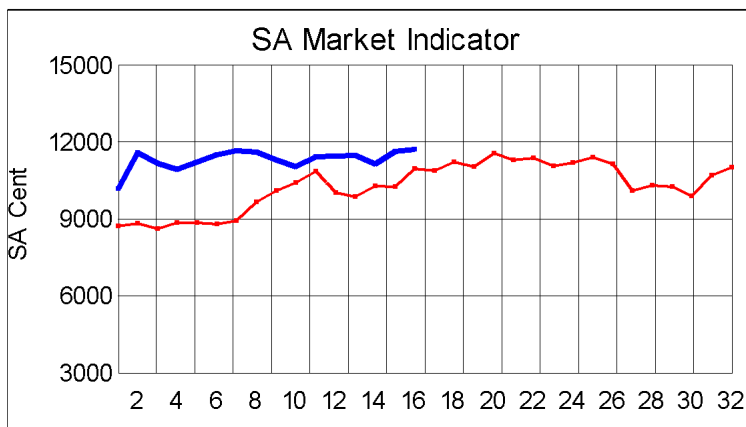
Broker	Merino Fleeces	Merino Bellies	Merino Lambs	Merino Backs	Merino Locks	* Other	Total	% Sold
BKB	2690	289	619	333	232	737	4900	95.9%
CMW	1380	73	355	181	85	357	2431	96.7%
MAS	207	32	57	4	15	240	555	93.2%
SBL	0	0	0	0	0	0	0	
VLW	56	18	20	3	8	20	125	100.0%
<b>Total</b>	<b>4333</b>	<b>412</b>	<b>1051</b>	<b>521</b>	<b>340</b>	<b>1354</b>	<b>8011</b>	<b>96.0%</b>

\* Crossbred types, Coarse and Coloured and Inferior



## Receipts 2012/2013 Season

Season to Date (Kg.) 28,811,166.2      Previous Season to Date 26,490,981.8      Percentage Change: 8.76%



Current Season — Previous Season

**Average Fleece Wool Prices (c/kg. clean)  
Spinners and Good Topmaking Styles (AWEX Types MF4 and MF5)**

Micron	100+mm	90mm	80mm	70mm	60mm	50mm	40mm	30mm	20mm	10mm
18.0			13218			11491				
18.5				12828	12041	11869	10742			
19.0			12528	12488	12024	11490	11232			
19.5		12230	12270	12218	11875	11581	9789			
20.0		12043	12054	12079	11719		10215			
20.5		12060	12029	12000	11788	11431				
21.0		12110	12036		11581					
21.5			12039	11937	11885					
22.0		11968	11815							
22.5										
23.0										
23.5										
24.0										

\* Based on a minimum of 3 lots sold per category

**Average Topmaking Styles (AWEX MF6)**

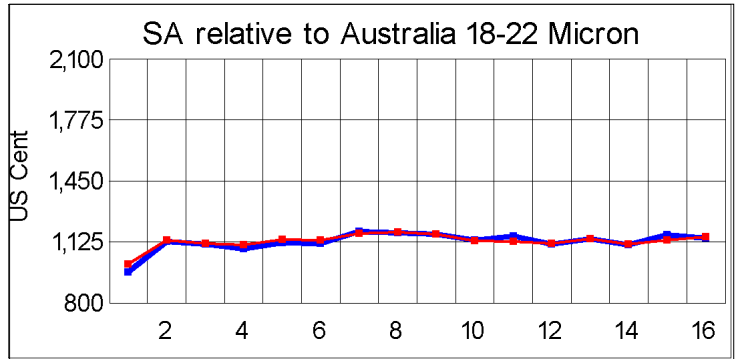
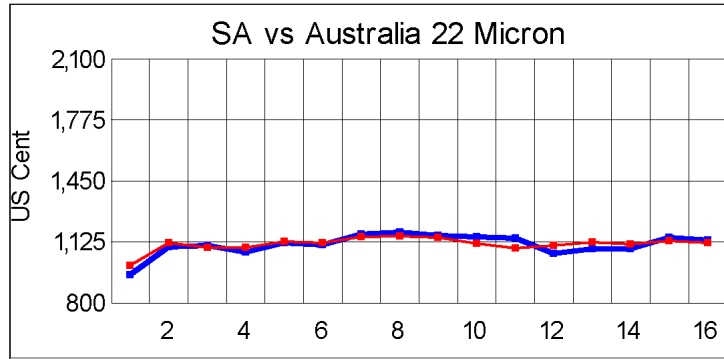
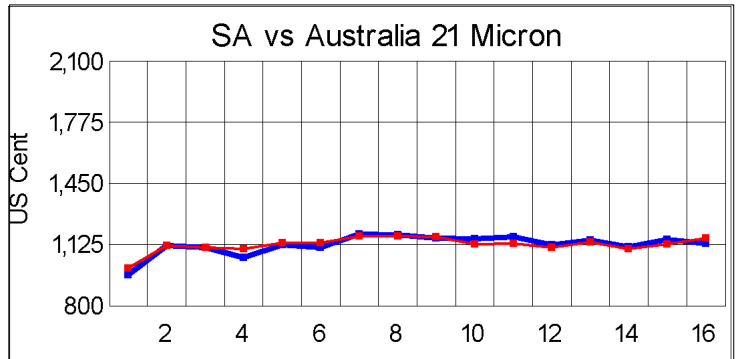
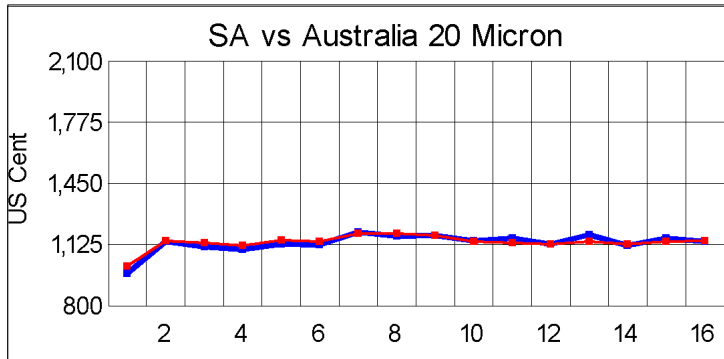
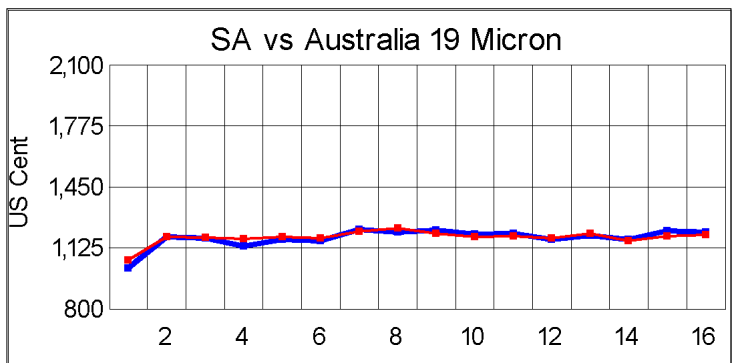
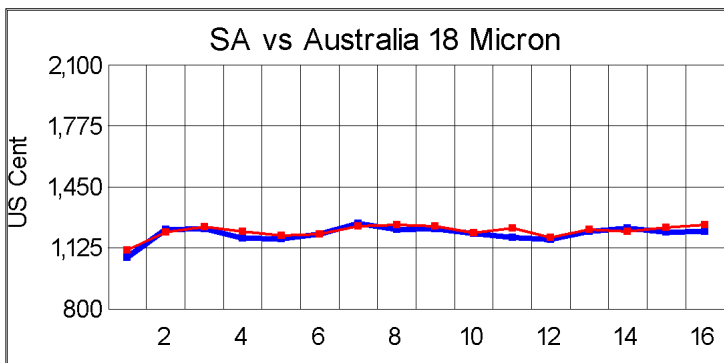
Micron	100+mm	90mm	80mm	70mm	60mm	50mm	40mm	30mm	20mm	10mm
18.0										
18.5										
19.0										
19.5			11892		11771	11257				
20.0				10392			10044			
20.5			11618	11658		10279				
21.0			11692							
21.5										
22.0										
22.5										
23.0										
23.5										
24.0										

\* Based on a minimum of 3 lots sold per category

**Other Selected Types/Qualities**

Long Medium

	19μ	20μ	21μ	19μ	20μ	21μ
<b>Good Quality</b>						
Lambswool	12010	12146	12053	10929	11056	10463
Bellies		11716		10588	10868	
Locks	8796			9440	8874	6780
<b>Average Quality</b>						
Lambswool	12716	10562	11881	10135	10282	9024
Bellies	11055	11257	10050	10660	9894	9690
Locks		7405		9438	8052	
<b>Inferior Quality</b>						
Fleecewool	11809	11218	10656	10958	9466	
Lambswool	11562			11557		
Bellies				9869	7945	
Locks	7956	7050	7050		7337	6333



— SA in USc  
— Aus in USc

— SA in USc  
— Aus in USc

## Market Commentary

### WOOL MARKET REACHES NEW HIGH

The wool market reached a new high at the final sale before the Christmas recess with the Cape Wools Indicator closing the day at R117,36/kg (clean). This was 0,7% higher than the previous sale and also represents a 15,1% increase on the opening sale and is up 6,8% on the corresponding sale last year.

There was solid demand from the various sectors of the trade and 96% of the offering of 8 011 bales was cleared to the trade. The small offering may have supported the current price levels.

The Rand was relatively unchanged and at R10,32 traded 0,3% stronger against the dollar compared with last week's average rate. At R14,20 it had lost 1% on average against the euro.

Major buyers were Lempriere (2 626), Standard Wool (2 229) and Modiano (1 375).

Prices were a mixed bag, but the medium to stronger wools posted the greatest increases.

The average clean prices for the different categories good top-making (MF5), long fleeces were as follows: 18 microns were up by 1% to R129,26/kg, 18,5 microns weakened by 0,3% to R125,95/kg, 19 microns gained 0,1% to R123,45/kg, 19,5 microns rose 0,6% to close at R121,10/kg, 21 microns rose by 2,6% to R119,91/kg, 21.5 microns gained 2,9% to R119,69/kg, and 22 microns were down 1% to close at R116,09/kg.

Sales will resume on 15 January next year.