

National Weekly Wool Market Report

Season: 2013/2014

Sale Date: 21&22 January 2014



CAPE WOOLS SA

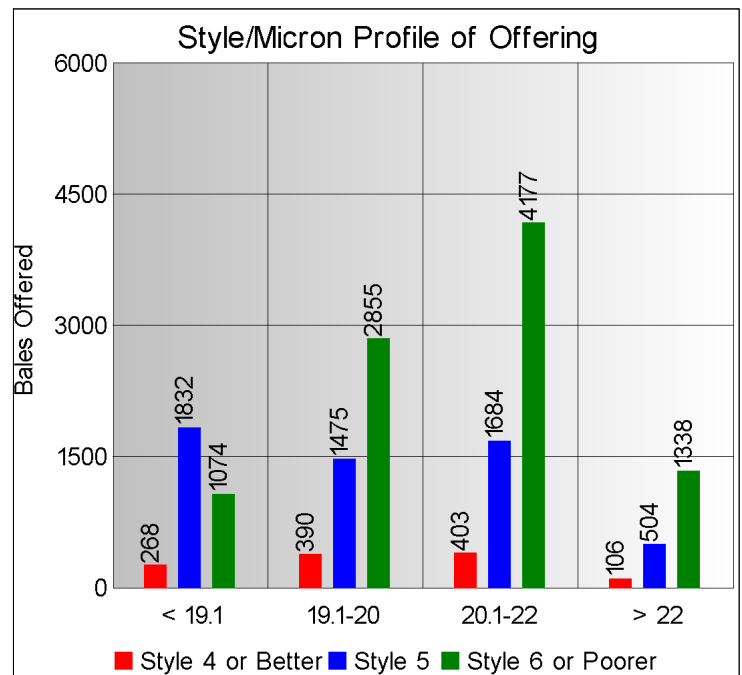
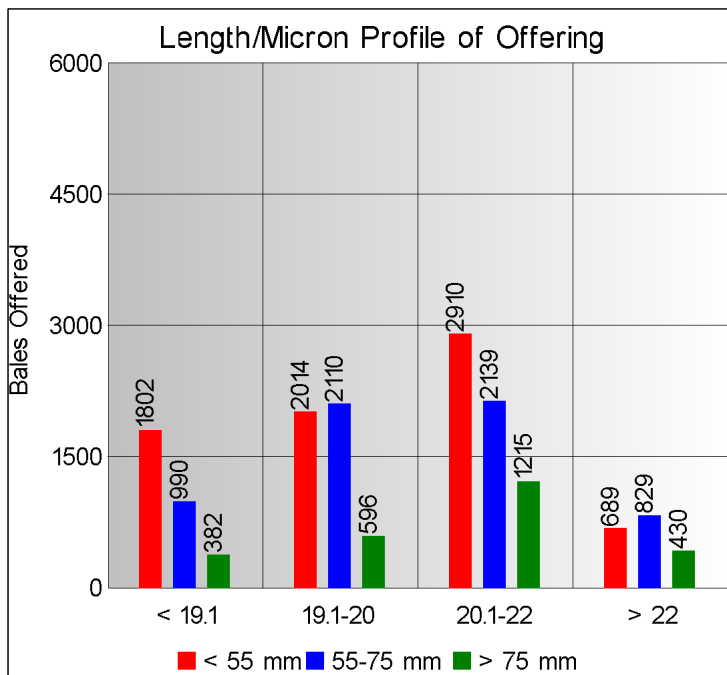
Tel: 27-41-4844301
 Fax: 27-41-4846792
 E-mail: stats@capewools.co.za
 Website: www.capewools.co.za

Market Indicators				Buyers			
Indicator Unit	Current Sale	Last Sale	Change	Company	Bales Purchased This Week	% of Purchases	Total Bales Purchased This Season
SA c/kg	11830	11567	2.3%	Standard Wool SA	3906	24.3%	49222
Ave. to date (12/13)	11375	11348	0.2%	Lempriere SA	3673	22.8%	42807
Ave. to date (11/12)	9772			Stucken & Co	2951	18.3%	25812
US c/kg	1095	1066	2.8%	G Modiano SA	2824	17.5%	45046
Euro c/kg	808	782	3.3%	Segard Masurel SA	1511	9.4%	9589
AWEX EMI	1128	1105	2.1%	Infinite Wool SA	735	4.6%	9563
Exchange Rates				Chargeurs Wool SA	53	0.3%	2108
Currency Unit	This Week	Previous Week	% Change	New England Wool SA	52	0.3%	1331
R/USD	10.8015	10.8554	0.5%	H Dawson Sons & Co	47	0.3%	4055
R/Euro	14.6391	14.7883	1.0%				
R/AUD	9.5813	9.6822	1.0%				
USD/AUD	0.8868	0.8917	0.5%				

Analysis of Offerings by Broker This Week (Bales)

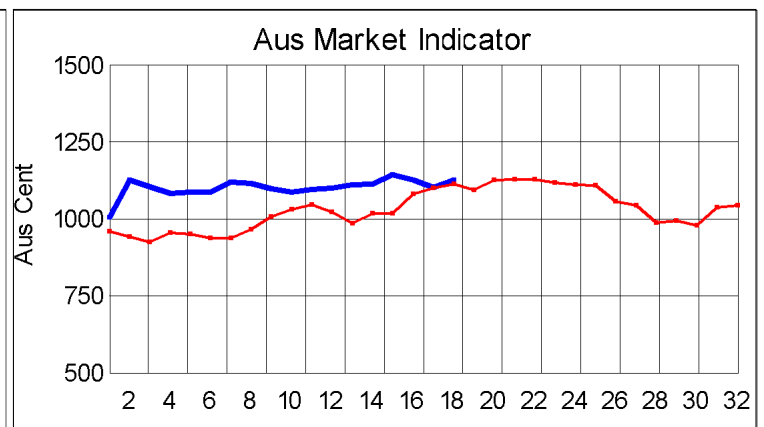
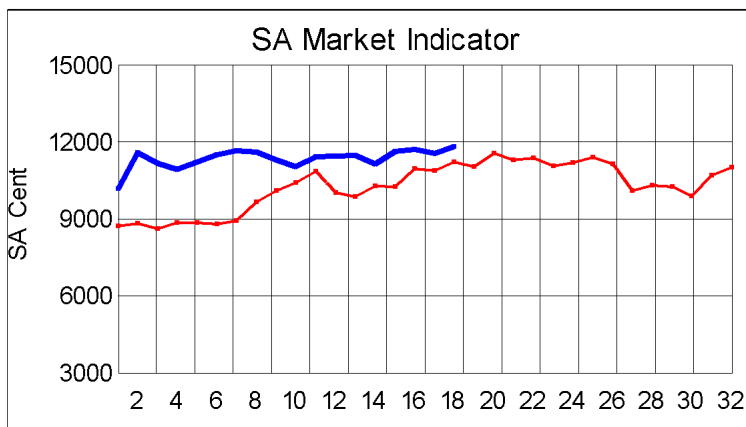
Broker	Merino Fleeces	Merino Bellies	Merino Lambs	Merino Backs	Merino Locks	* Other	Total	% Sold
BKB	4094	738	785	1331	478	2458	9884	98.1%
CMW	1560	276	348	420	199	381	3184	98.4%
JLW	55	9	17	4	4	6	95	97.9%
MAS	745	55	111	54	102	568	1635	95.8%
SBL	378	68	101	48	88	92	775	98.5%
VLW	222	66	55	64	60	66	533	94.0%
Total	7054	1212	1417	1921	931	3571	16106	97.8%

* Crossbred types, Coarse and Coloured and Inferior



Receipts 2012/2013 Season

Season to Date (Kg.) 34,155,256.2 Previous Season to Date 31,922,681.1 Percentage Change: 6.99%



Current Season — Previous Season

**Average Fleece Wool Prices (c/kg. clean)
Spinners and Good Topmaking Styles (AWEX Types MF4 and MF5)**

Micron	100+mm	90mm	80mm	70mm	60mm	50mm	40mm	30mm	20mm	10mm
18.0			13374	13335	13109	11642	11008			
18.5			13099	13109	12414	11815	10924			
19.0			12799	12638	12150	11457	10710			
19.5		12352	12446	12327	12052	11367	10396			
20.0		12295	12217	12144	11824	11391	10536			
20.5		12108	12198	11982	11726	11411	10040			
21.0		12274	12094	12069	11780	11485				
21.5		12003	12036	12018	11898	11108	10023			
22.0			11907			10468				
22.5				11530	11451					
23.0										
23.5										
24.0										

* Based on a minimum of 3 lots sold per category

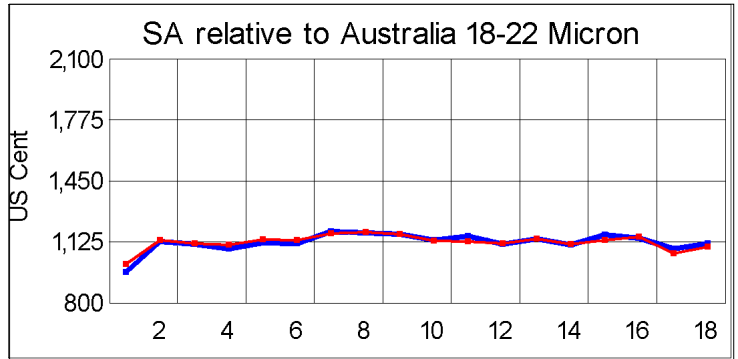
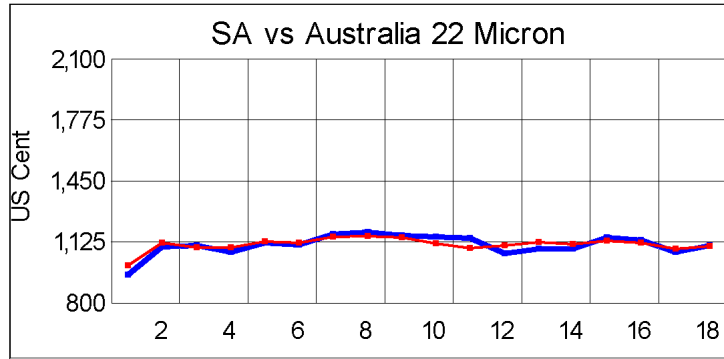
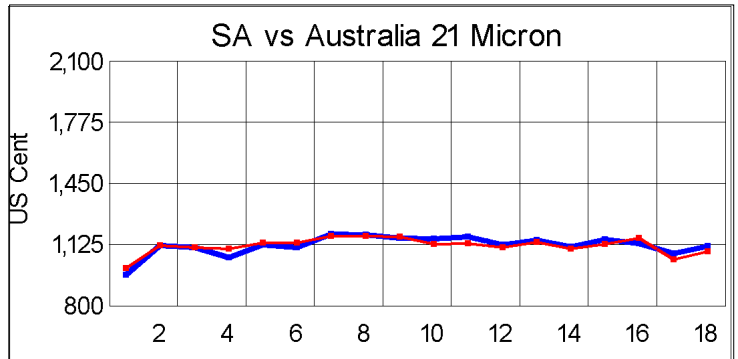
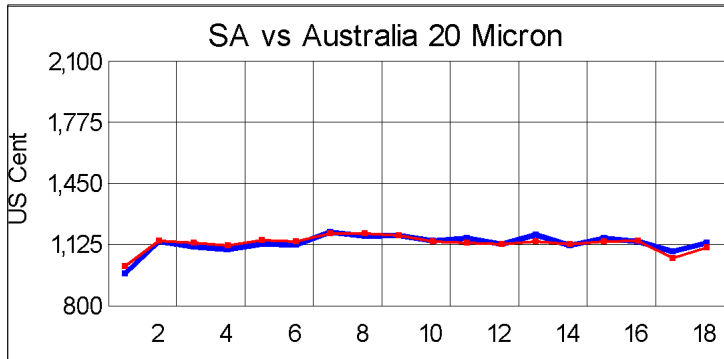
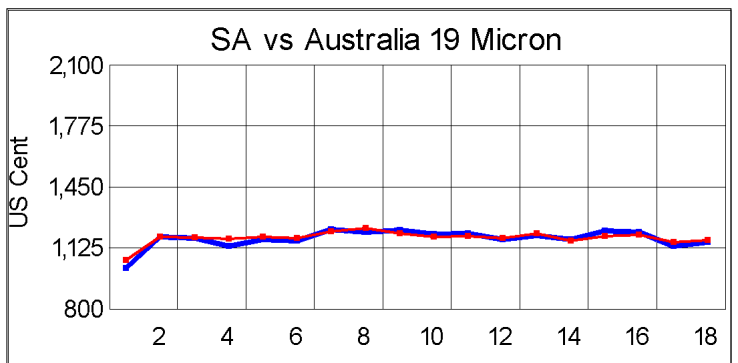
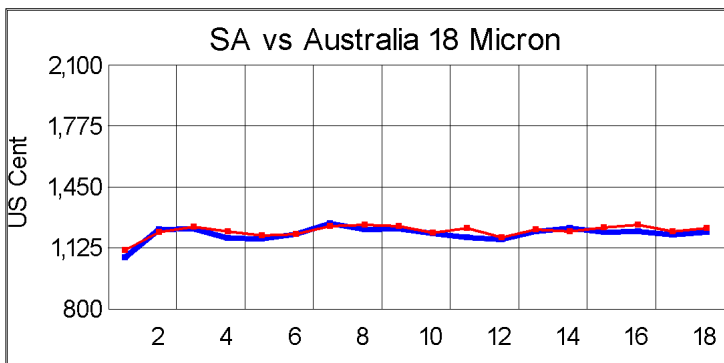
Average Topmaking Styles (AWEX MF6)

Micron	100+mm	90mm	80mm	70mm	60mm	50mm	40mm	30mm	20mm	10mm
18.0										
18.5										
19.0										
19.5			12234	11757			9551			
20.0				11730	11764	11275				
20.5			11402	11703	11007					
21.0			12004			10860				
21.5					11074	10354				
22.0			11226							
22.5										
23.0										
23.5										
24.0										

* Based on a minimum of 3 lots sold per category

Other Selected Types/Qualities

	Long			Medium		
	19μ	20μ	21μ	19μ	20μ	21μ
Good Quality						
Lambswool	12551	12065	12026	10925	10833	
Bellies	11188	11133		10550	10942	
Locks				9290	8829	8895
Average Quality						
Lambswool	11758	10815	9773	10031	9552	8783
Bellies	10134	10708		10031	9577	9069
Locks				8611	8602	7347
Inferior Quality						
Fleecewool	11861	11509	10991	11057	10529	11460
Lambswool	12009		7051	11562	7932	
Bellies	10413			9905	9565	7171
Locks	8489	6847	7594	7828	7830	



— SA in USc
— Aus in USc

— SA in USc
— Aus in USc

Market Commentary

WOOL PRICE REACHES NEW RECORD HIGH

Good demand from the Chinese and European markets resulted in a new record high in wool prices during this week's sale in Port Elizabeth.

The Cape Wools Merino indicator gained 2,3% to close the day at R118,30/kg (clean). This is a 16% increase on the opening sale and is up 5,2% on the corresponding sale last year.

This is evident of an increasing level of confidence in the economic outlook across both Europe and China. Again the local market followed the international trend as the Australian market also increased by 2,1%.

The rand at R10,80 traded 0,5% stronger against the dollar compared with last week's average rate. At R14,63 it had gained 1% on average against the euro.

Wool receipts are up 6% compared with the corresponding period last season. Brokers speculate this increase to be mainly due to a change in flow pattern of wool received as opposed to an increase in wool production.

Traders supported the 20 micron and finer types very well with the average price for good top making types of 20 microns and finer, with 20 microns gaining 4,8%.

It was a fairly large offering of 16 106 bales of which 98% was sold.

Major buyers were Standard Wool (3 906), Lempiere (3 673), Stucken & Co (2 951), Modiano (2 824) and Segard Masurel (1 511).

The average clean prices for the different categories good top-making (MF5), long fleeces were as follows: 18 microns were up by 0,9% to R133,16/kg, 18,5 microns rose by 4,7% to R131,39, 19 microns gained 0,3% to R126,14/kg, 19,5 microns were up by 3% to close at R120,76/kg, 20 microns rose by 4,8% at R119,96/kg, 20.5 microns were up by 3,1% at R117,71/kg and 21,5 microns gained 2,7% to close at R117,41/kg.

The next sale is scheduled for 29 January where approximately 11 000 bales will be on offer