

# National Weekly Wool Market Report

Season: 2013/2014

Sale Date: 26 February 2014



CAPE WOOLS SA

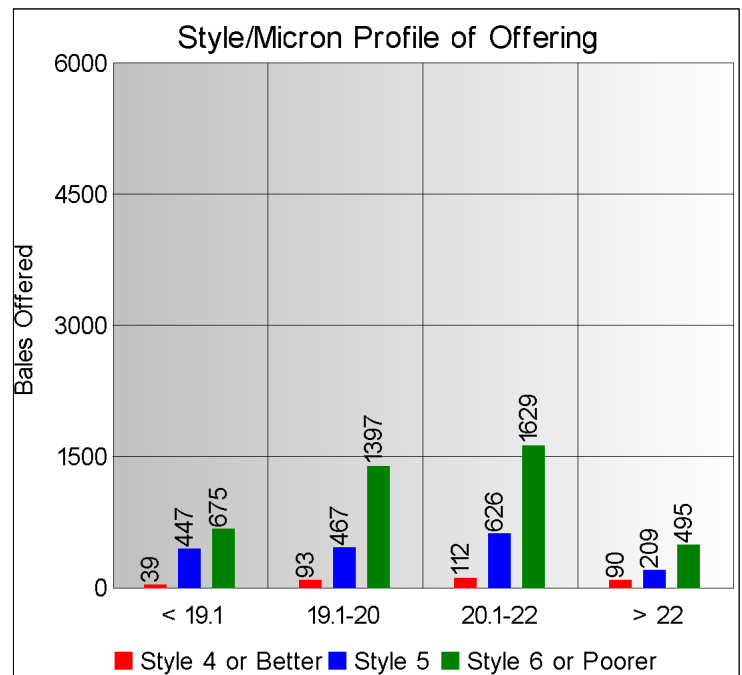
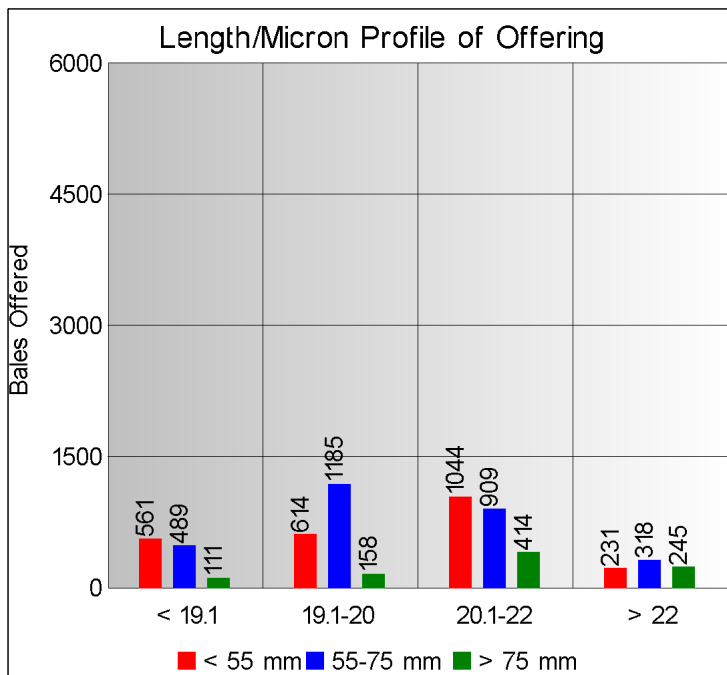
Tel: 27-41-4844301  
 Fax: 27-41-4846792  
 E-mail: stats@capewools.co.za  
 Website: www.capewools.co.za

Market Indicators				Buyers			
Indicator Unit	Current Sale	Last Sale	Change	Company	Bales Purchased This Week	% of Purchases	Total Bales Purchased This Season
SA c/kg	11517	11422	0.8%	Lempriere SA	1880	29.9%	54332
Ave. to date (12/13)	11448	11445	0.0%	Standard Wool SA	1311	20.9%	58655
Ave. to date (11/12)	10099			G Modiano SA	1249	19.9%	52497
US c/kg	1078	1048	2.8%	Stucken & Co	717	11.4%	31814
Euro c/kg	785	762	3.0%	Segard Masurel SA	471	7.5%	11619
AWEX EMI	1081	1065	1.5%	Infinite Wool SA	295	4.7%	11584
Exchange Rates				H Dawson Sons & Co	213	3.4%	5557
Currency Unit	This Week	Previous Week	% Change	New England Wool SA	63	1.0%	1581
R/USD	10.6835	10.8962	2.0%	Chargeurs Wool SA	3	0.1%	2439
R/Euro	14.6787	14.9875	2.1%				
R/AUD	9.6238	9.8334	2.1%				
USD/AUD	0.9009	0.9024	0.2%				

## Analysis of Offerings by Broker This Week (Bales)

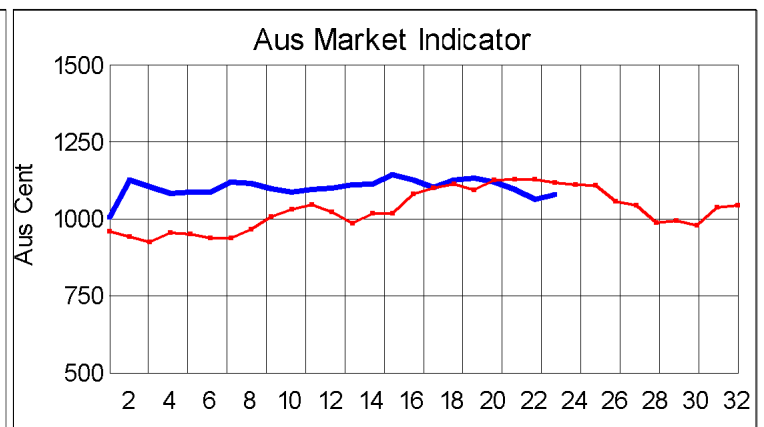
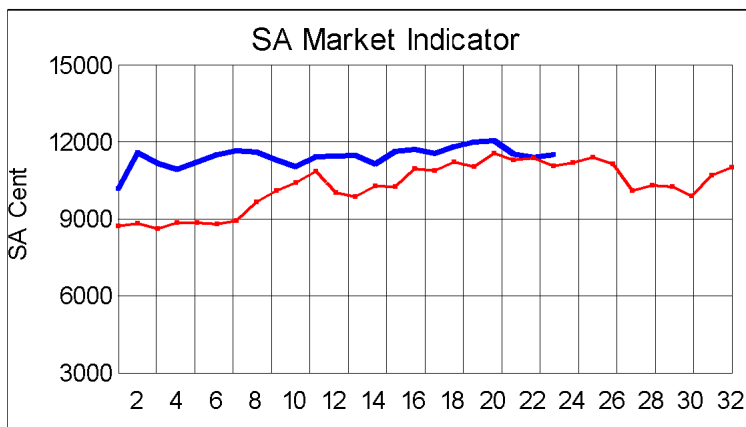
Broker	Merino Fleeces	Merino Bellies	Merino Lambs	Merino Backs	Merino Locks	* Other	Total	% Sold
BKB	1713	344	411	750	244	911	4373	99.3%
CMW	804	151	248	147	162	394	1906	97.7%
MAS	0	0	0	0	0	0	0	
SBL	0	0	0	0	0	0	0	
VLW	0	0	0	0	0	0	0	
<b>Total</b>	<b>2517</b>	<b>495</b>	<b>659</b>	<b>897</b>	<b>406</b>	<b>1305</b>	<b>6279</b>	<b>98.8%</b>

\* Crossbred types, Coarse and Coloured and Inferior



## Receipts 2012/2013 Season

Season to Date (Kg.) 40,333,259.6 Previous Season to Date 38,294,562.8 Percentage Change: 5.32%



Current Season — Previous Season

**Average Fleece Wool Prices (c/kg. clean)  
Spinners and Good Topmaking Styles (AWEX Types MF4 and MF5)**

Micron	100+mm	90mm	80mm	70mm	60mm	50mm	40mm	30mm	20mm	10mm
18.0										
18.5										
19.0						12055				
19.5						11863		11281		
20.0						11807		11182	10866	
20.5					11874	11908		11403	11073	
21.0					11934	11924		11597	11020	
21.5										
22.0					11900					
22.5										
23.0										
23.5										
24.0										

\* Based on a minimum of 3 lots sold per category

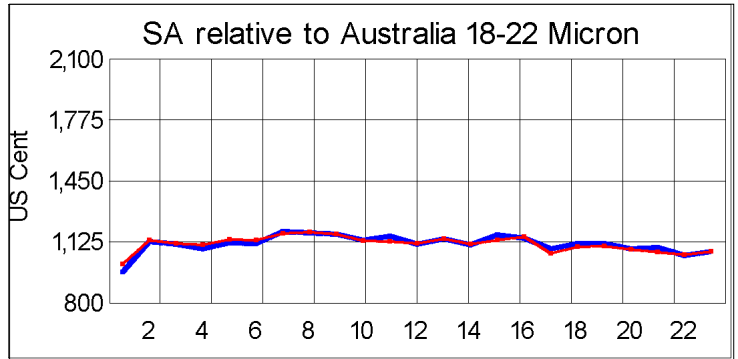
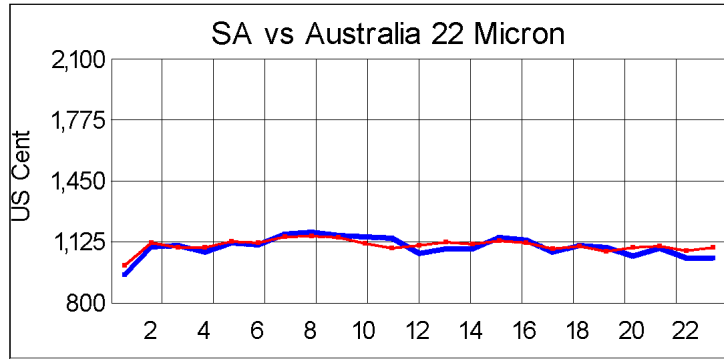
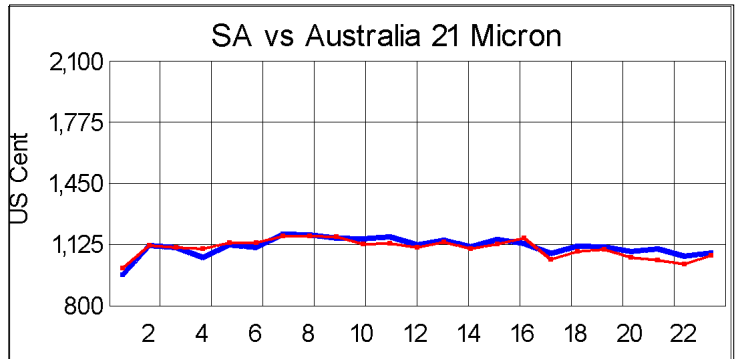
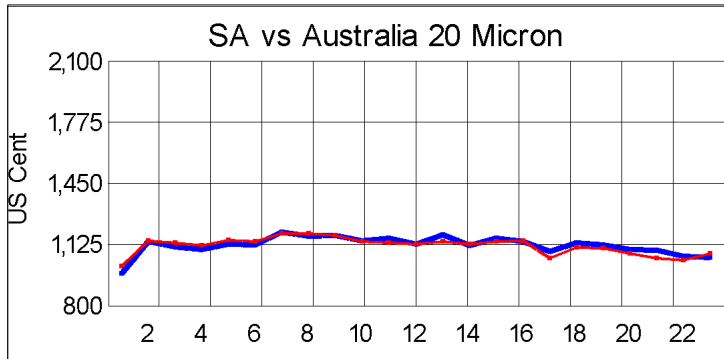
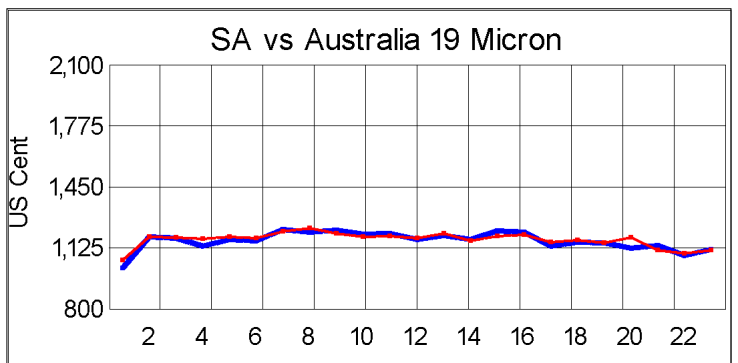
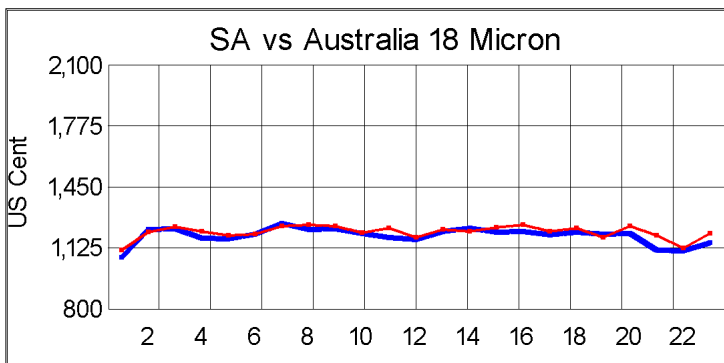
**Average Topmaking Styles (AWEX MF6)**

Micron	100+mm	90mm	80mm	70mm	60mm	50mm	40mm	30mm	20mm	10mm
18.0										
18.5										
19.0										
19.5										
20.0										
20.5										
21.0										
21.5										
22.0										
22.5										
23.0										
23.5										
24.0										

\* Based on a minimum of 3 lots sold per category

**Other Selected Types/Qualities**

	Long			Medium		
	19μ	20μ	21μ	19μ	20μ	21μ
<b>Good Quality</b>						
Lambswool	11976	11576		10869	10536	9367
Bellies				10544		
Locks				9306	8450	
<b>Average Quality</b>						
Lambswool	11483	10641		10547	10161	
Bellies			8468	9985	10049	9901
Locks				8700	8282	7582
<b>Inferior Quality</b>						
Fleecewool	11576	11417	10954	10948	11236	9812
Lambswool						
Bellies				9320	7171	
Locks				7963	7657	7556



— SA in USc  
— Aus in USc

— SA in USc  
— Aus in USc

## Market Commentary

### WOOL MARKET REMAINS STEADY

The wool market maintained last week's prices and the Cape Wools Merino Indicator remained virtually unchanged gaining a mere 0,8% to close at R115,17/kg (clean).

This is 13% higher than the opening sale and 4% higher than the corresponding sale of the previous season.

The sale was characterised by solid demand from the various sectors of the trade and 99% of the offering of 6 279 bales was cleared to the trade. The small weekly offerings the last few weeks may have also supported the current price levels.

21,5 micron fleece wool posted the largest decline decreasing by 4,5%.

There was keen demand for better quality long wool with these types attaining good prices.

The rand traded stronger this week. At R10,68 it strengthened 2% against the US dollar, compared with last week's average rate. At R14,68 it was 2,1% stronger to the euro.

Major buyers were Lempriere (1 880), Standard Wool (1 311) and Modiano (1 249).

The average clean prices for the different categories good top-making (MF5), long fleeces were as follows: 18,5 microns declined by 1,1% to R120,00/kg, 19 microns shed 0,2% to R119,28/kg, 19,5 microns were down by 1,4% to close at R115,45/kg, 20 microns gained 1,5% to R115,54/kg, 20,5 microns rose by 0,1% to R114, 42/kg, 21 microns were up by 2,5% to R114,26/kg, 21,5 microns were 4,5% cheaper at R111,95/kg and 22 microns dropped 0,2% to close at R117,27/kg.

The next sale is scheduled for 5 March where approximately 14 500 bales will be on offer.