

National Weekly Wool Market Report

Season: 2019/2020

Sale Date: 7 & 8 July 2020



CAPE WOOLS SA

Tel: 27-41-4844301

Fax: 27-41-4846792

E-mail: stats@capewools.co.za

Website: www.capewools.co.za

Cape Wools Weekly Market Report - 08 July 2020

Port Elizabeth - The 2019/20 wool season drew to a close on a positive note today, with 9 753 bales offered and 94,1 % of the offering sold. The wool market closed 0,9% (130 points) up at a value of R145,66 c/kg (Clean). The Australian EMI moved 1,8% up this week. This week saw the Rand at 0,9% stronger against the US Dollar and 0,3% stronger against the Euro, compared with the average rate at the previous sale. The market improved by 1,9% in US Dollar terms.

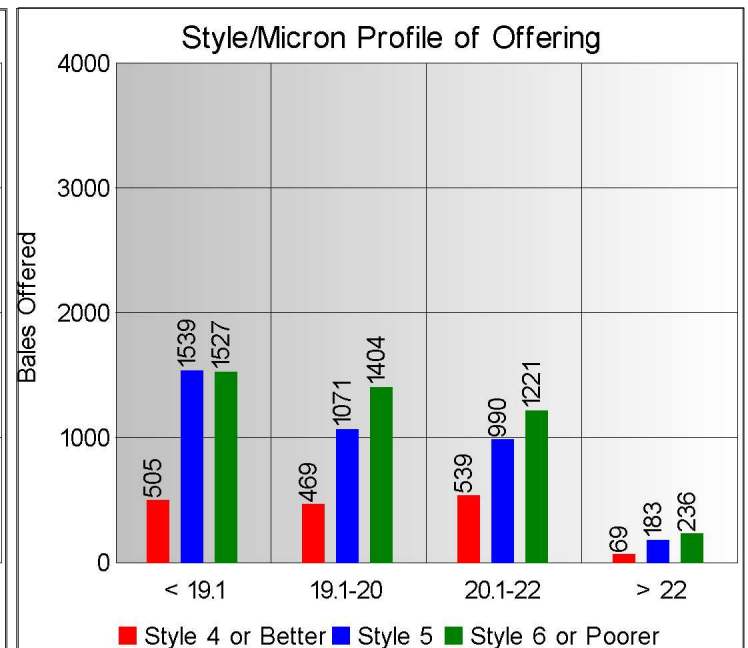
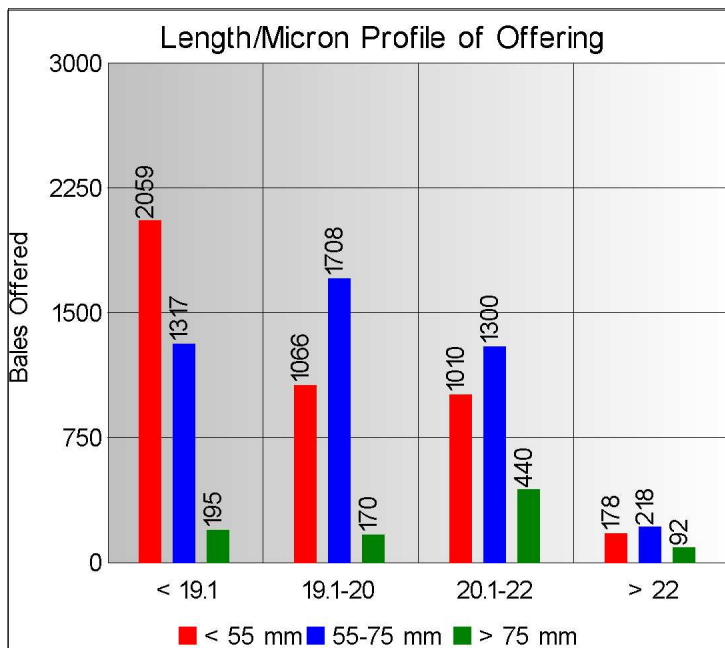
The market started off sluggish on the first day but showed some good gains on the second day to close 0,9% up from the previous sale. The currency fluctuated during the sale, but eventually traded 0,9% stronger against the US\$, also resulting in a 1,8% market gain in US\$ terms. The Australian market also started off slightly lower on Tuesday but showed strong gains today. There were some good quality merino fleece wools on offer, which attracted strong competition from the buying houses, especially in the broader micron categories, with sustainably certified wools continuing to attract better competition.

The major buyers on today's sale were: Standard Wool SA (2 595), Modiano SA (2 324), Stucken & Co (1 975) and Lempriere SA (1 385).

The average clean prices for the selection within the different micron categories for good top-making (MF5), long fleeces were as follows: 18,0 microns decreased 2,0% to close at R167,48/kg; 18,5 microns moved 0,4% up to close at R159,12/kg; 19 microns gained 0,3% to close at R152,40/kg; 19,5 microns strengthened by 1,9% to close at R150,01/kg; 20 microns was 0,2% stronger to close at R146,69/kg; 20,5 microns won 0,3% to close at R144,02/kg; 21,0 microns recovered 1,3% to close at R144,74/kg; 21,5 microns tumbled by 1,0% to close at R144,34kg; 22 microns fell 1,5% to close at R140,90/kg and 22,5 microns climbed by 1,7% to close at R137,85/kg.

Analysis of Offerings by Broker This Week (Bales)

Broker	Merino Fleeces	Merino Bellies	Merino Lambs	Merino Backs	Merino Locks	* Other	Total	% Sold
BKB	3163	700	599	0	636	923	6021	94.1%
CMW	940	224	298	113	156	672	2403	94.6%
JLW	49	10	3	0	4	28	94	100.0%
MAS	183	56	42	0	78	95	454	94.9%
QWB	309	33	50	0	55	117	564	92.2%
VLW	91	47	7	0	37	35	217	89.9%
Total	4735	1070	999	113	966	1870	9753	94.1%

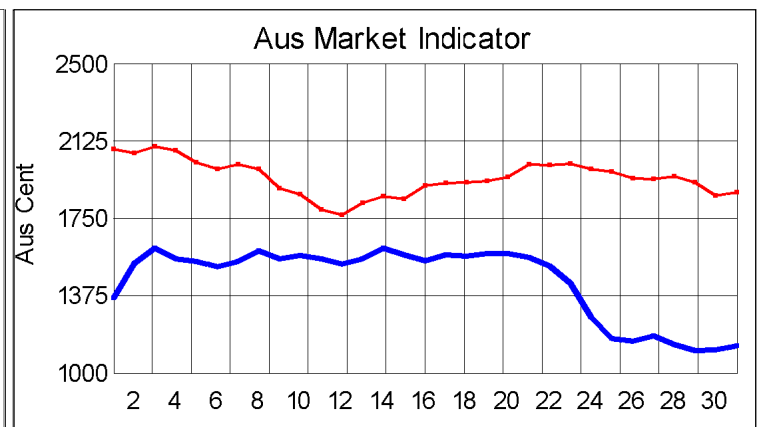
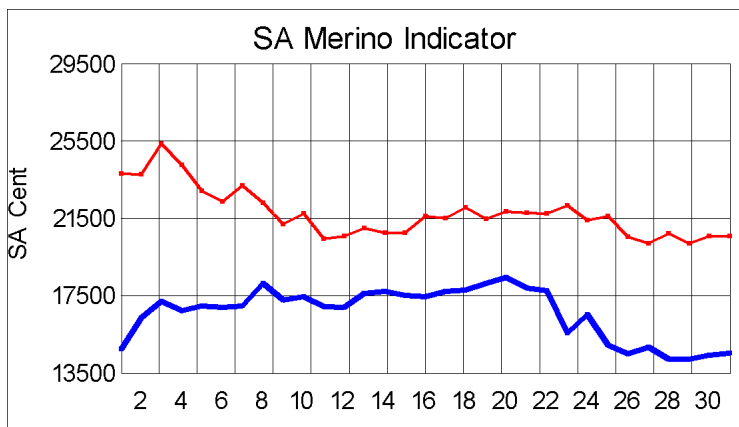


* Seasonal Receipts Declared

2019/20 Declared Receipts : 14 June 2020

50,502,409.4

Percentage Change (Year-on-Year) : 13.99



Current Season — Previous Season —

Average Fleece Wool Prices (c/kg. clean)
Spinners and Good Topmaking Styles (AWEX Types MF4 and MF5)

Micron	100+mm	90mm	80mm	70mm	60mm	50mm	40mm	30mm	20mm	10mm
18.0			17539	16824	16765	16433	16145			
18.5				16063	15826	15770	15224			
19.0			15761	15182	15386	14966	14262			
19.5			15396	15030	14646	13882	13233			
20.0			14921	14712	14146	13606	13086			
20.5			15147	14801	14043	13297	11670			
21.0			15007	14647	14099	13395	12094			
21.5				14562	13601					
22.0				14220	14118					
22.5										
23.0										
23.5										
24.0										

* Based on a minimum of 3 lots sold per category

Average Topmaking Styles (AWEX MF6)

Micron	100+mm	90mm	80mm	70mm	60mm	50mm	40mm	30mm	20mm	10mm
18.0										
18.5						15233				
19.0				14316			13197			
19.5				14712	14154	14221				
20.0				14239	12937	13368				
20.5					13846		9867			
21.0							11255			
21.5										
22.0										
22.5										
23.0										
23.5										
24.0										

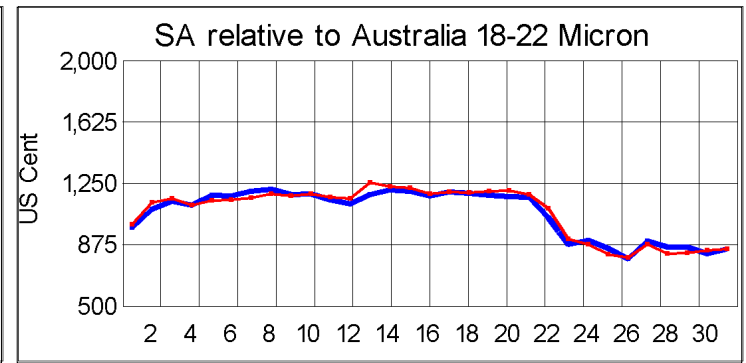
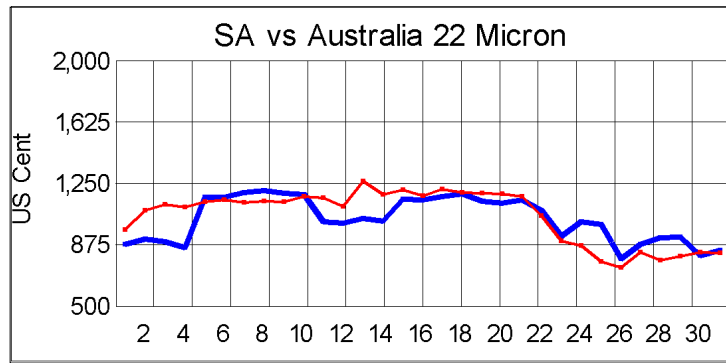
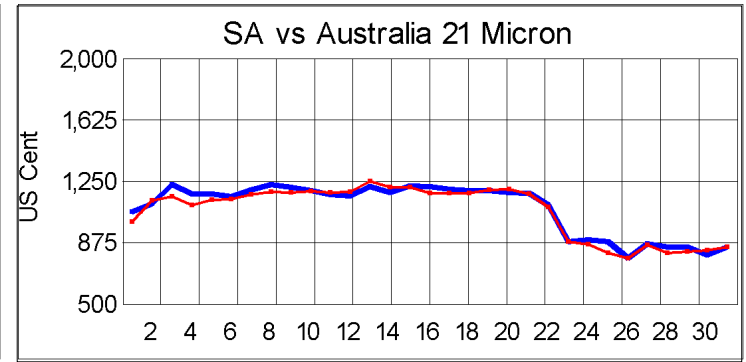
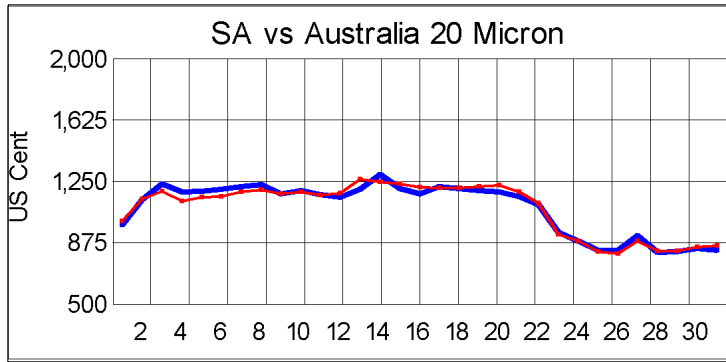
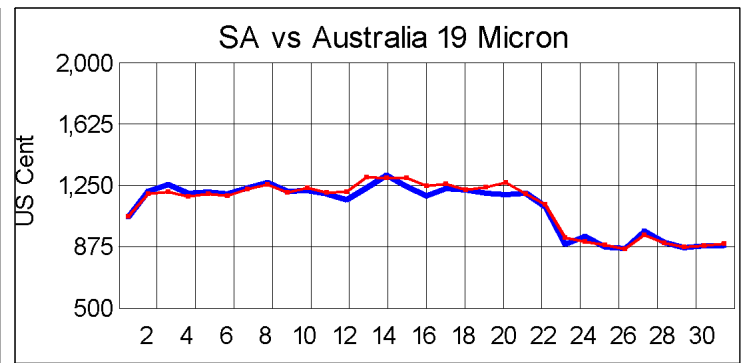
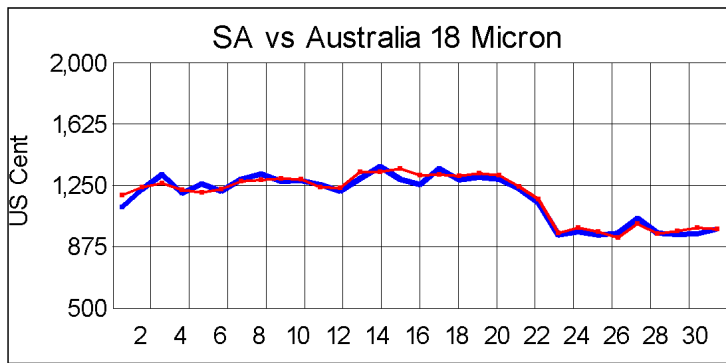
* Based on a minimum of 3 lots sold per category

Other Selected Types/Qualities

Long

Medium

	19μ	20μ	21μ	19μ	20μ	21μ
Good Quality						
Lambswool	15484	14449	14511	14629	13748	
Bellies				13722		
Locks				11449		
Average Quality						
Lambswool	14805	13654		14797	11953	10668
Bellies	15284	11285		12683	9644	8351
Locks				10532	9428	3926
Inferior Quality						
Fleecewool	14308	12590	13303	14428	9709	10729
Lambswool	13815	13168		14636		
Bellies		8667		12809	12417	
Locks				5813	5235	2865



— SA in USc
— Aus in USc

— SA in USc
— Aus in USc

SA Merino Indicator				Buyers			
Indicator Unit	Current Sale	Last Sale	Change	Company	Bales Purchased This Week	% of Purchases	Total Bales Purchased This Season
# SA c/kg	14566	14436	0.9%	Standard Wool SA	2595	26.6%	79921
Ave. to date (19/20)	16539	16603	-0.4%	G Modiano SA	2324	23.8%	77438
Ave. to date (18/19)	21830			Stucken & Co	1975	20.3%	24783
US c/kg	855	840	1.9%	Lempriere SA	1385	14.2%	56239
Euro c/kg	758	748	1.3%	Tianyu SA	590	6.1%	27897
AWEX EMI	1134	1114	1.8%	Segard Masurel SA	292	3.0%	10351
				New England Wool SA	19	0.2%	1902
Exchange Rates							
Currency Unit	This Week	Previous Week	% Change				
R/USD	17.0281	17.1876	0.9%				
R/Euro	19.2276	19.2951	0.3%				
R/AUD	11.8276	11.8689	0.3%				
USD/AUD	0.6950	0.6902	-0.7%				