

National Weekly Wool Market Report

Season: 2019/2020

Sale Date: 01 July 2020



CAPE WOOLS SA

Tel: 27-41-4844301

Fax: 27-41-4846792

E-mail: stats@capewools.co.za

Website: www.capewools.co.za

Cape Wools Weekly Market Report - 01 July 2020

Port Elizabeth - The wool market continued to deliver positive results today, with the market gaining 1.3% from the previous sale, however there was a lower sales clearance of 83.7%, mainly due to reoffers being passed in. The wool market closed at a value of R144,36 c/kg (Clean). The Australian EMI moved 0,4% up this week.

This week saw the Rand at 0,5% stronger against the US Dollar and 1,1% stronger against the Euro, compared with the average rate at the previous sale. A significant gain in US\$ terms of 1.8% was achieved. The Rand started off slightly weaker against the US\$ compared to the last sale, but strengthened gradually throughout the day, eventually closing 0.5% stronger against the US\$. The offering consisted of 7702 bales, with the biggest portion consisting of good quality fine merino fleeces, which attracted good competition from the buyers.

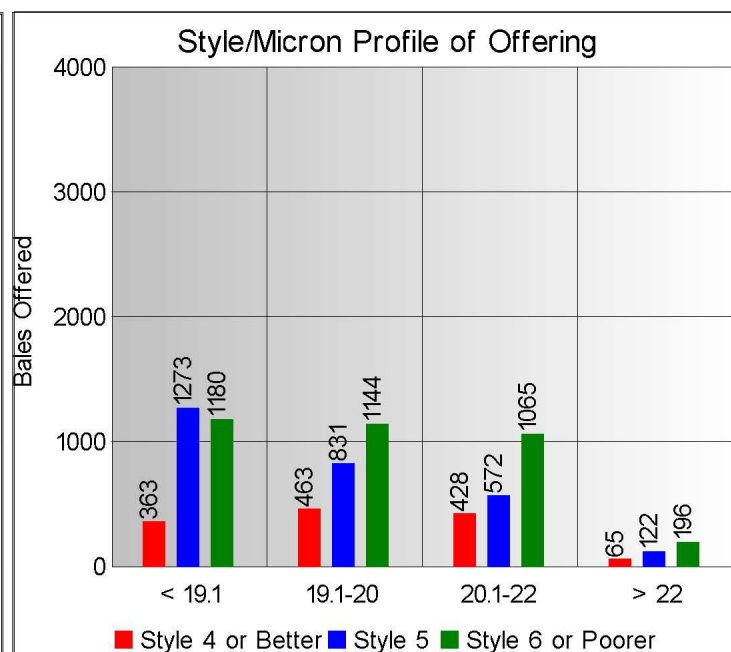
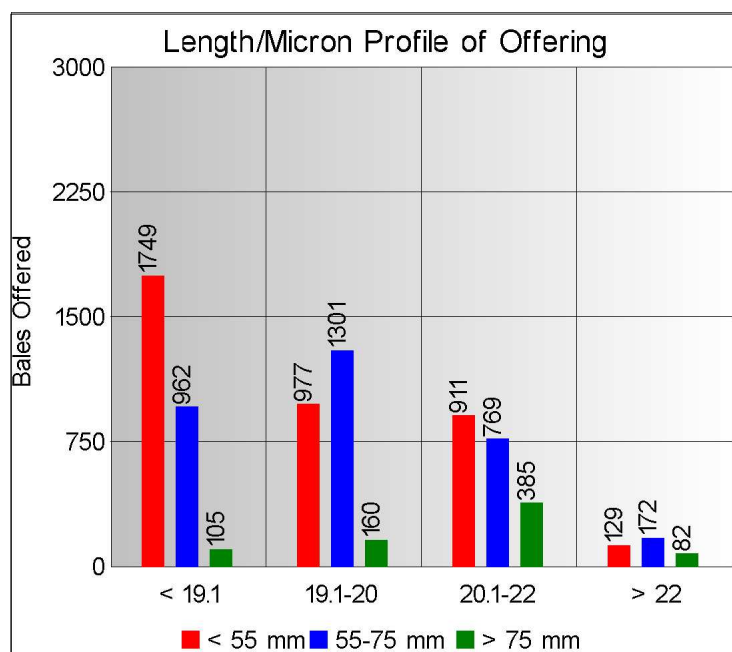
With the new season of the Australian market closing in positive territory today (in AU\$), improved sentiment and better demand for good quality wools, pushed the market up, with the broader micron categories and short wools trading easier. The major buyers on today's sale were: Standard Wool SA (1 850), Modiano SA (1 756), Lempriere SA (1 153) en Stucken & Co (1 152).

The average clean prices for the selection within the different micron categories for good top-making (MF5), long fleeces were as follows: 18,0 microns increased 1,5% to close at R170,92/kg; 18,5 microns moved 1,5% up to close at R158,54/kg; 19 microns gained 0,3% to close at R151,92/kg; 19,5 microns strengthened by 0,6% to close at R147,15/kg; 20 microns was 2,4% stronger to close at R146,43/kg; 20,5 microns won 1,7% to close at R143,55/kg; 21,0 microns recovered 0,6% to close at R142,86/kg; 21,5 microns improved by 0,7% to close at R145,82/kg; 22 microns rose 2,7% to close at R143,02/kg and 22,5 microns climbed by 0,6% to close at R135,56/kg.

The next auction is scheduled for 08 July 2020 where approximately ±8 455 bales will be on sale.

Analysis of Offerings by Broker This Week (Bales)

Broker	Merino Fleeces	Merino Bellies	Merino Lambs	Merino Backs	Merino Locks	* Other	Total	% Sold
BKB	2298	606	406	0	560	890	4760	81.0%
CMW	735	234	107	149	203	457	1885	90.7%
JLW	52	4	8	0	2	24	90	100.0%
MAS	95	16	39	0	21	171	342	79.8%
QWB	327	93	80	0	44	81	625	82.9%
VLW	0	0	0	0	0	0	0	
Total	3507	953	640	149	830	1623	7702	83.7%

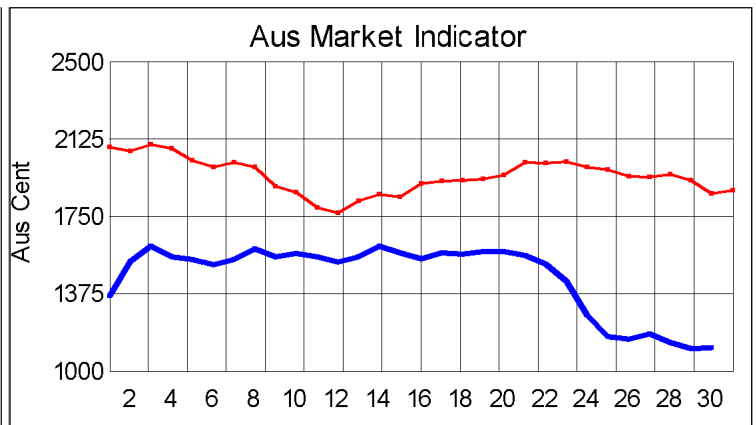
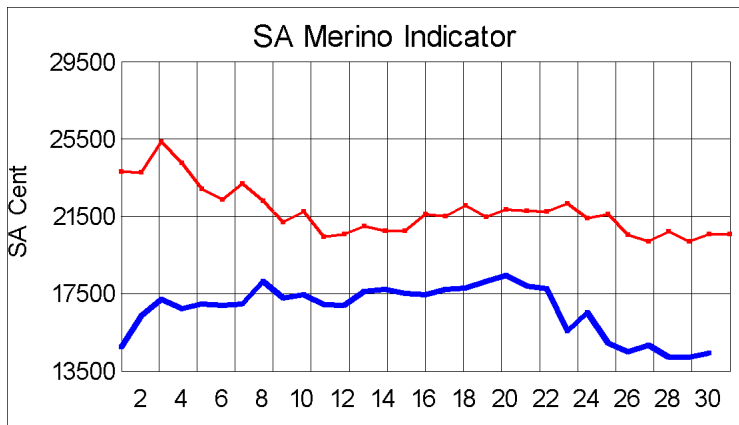


* Seasonal Receipts Declared

2019/20 Declared Receipts : 07 June 2020

49,406,714.3

Percentage Change (Year-on-Year) : 11.52



Current Season ■ Previous Season ■

**Average Fleece Wool Prices (c/kg. clean)
Spinners and Good Topmaking Styles (AWEX Types MF4 and MF5)**

Micron	100+mm	90mm	80mm	70mm	60mm	50mm	40mm	30mm	20mm	10mm
18.0				16593	16403	16666	15525			
18.5				15941	15300	15761	13701			
19.0			15804	15243	14845	14653	13700			
19.5			14817	14854	14382	13954	13015			
20.0				14657	14226	14053	12831			
20.5				14574	14169	13363	11021			
21.0				14545	14149					
21.5				14679	13704					
22.0										
22.5										
23.0										
23.5										
24.0										

* Based on a minimum of 3 lots sold per category

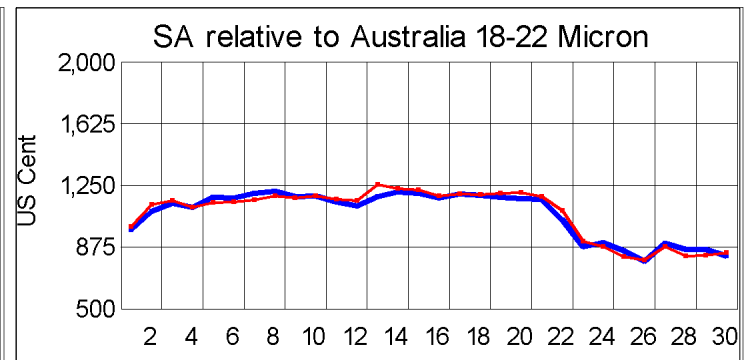
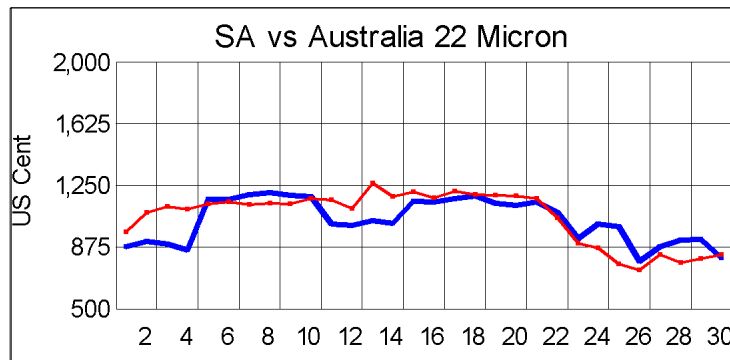
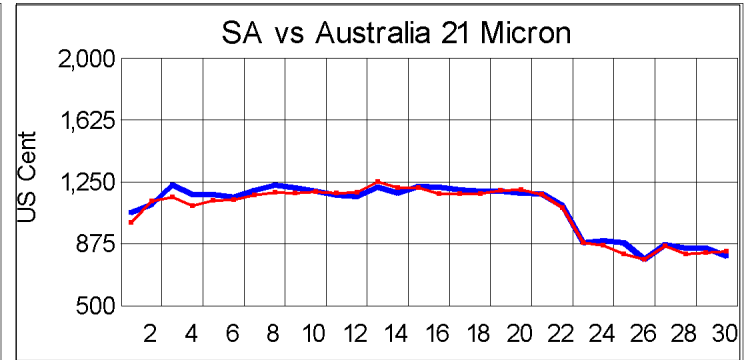
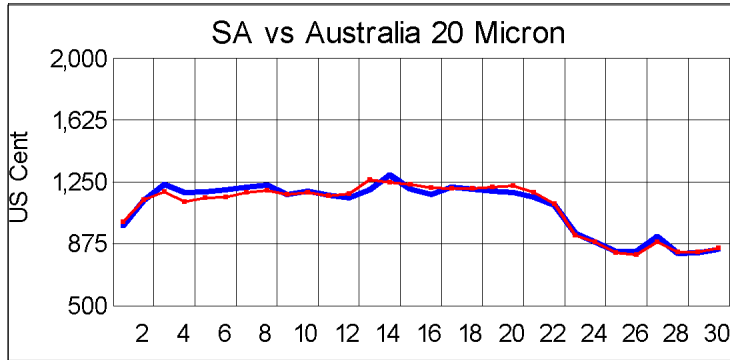
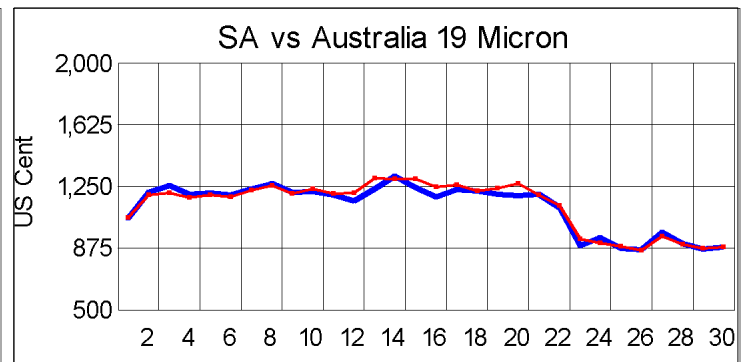
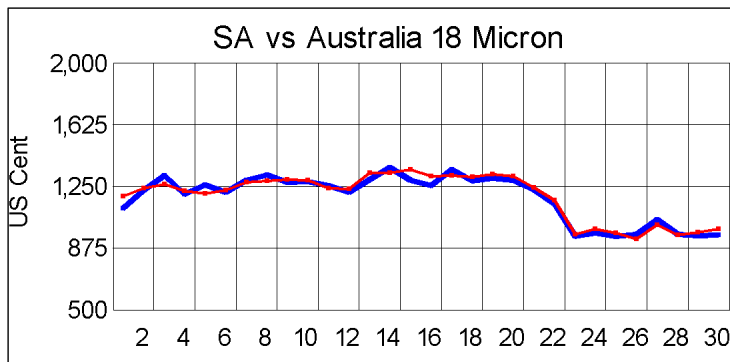
Average Topmaking Styles (AWEX MF6)

Micron	100+mm	90mm	80mm	70mm	60mm	50mm	40mm	30mm	20mm	10mm
18.0										
18.5										
19.0						14371	14307			
19.5					13417		12588			
20.0				14150			11548			
20.5				13850						
21.0										
21.5										
22.0										
22.5										
23.0										
23.5										
24.0										

* Based on a minimum of 3 lots sold per category

Other Selected Types/Qualities

	Long			Medium		
	19μ	20μ	21μ	19μ	20μ	21μ
Good Quality						
Lambswool	15046	14017	13457	15200	12603	
Bellies	14107			14076	12266	
Locks				12402	11670	
Average Quality						
Lambswool	14654	13630	13830	13076	13842	
Bellies	13949	11601		13173	9462	10398
Locks				10893	5967	
Inferior Quality						
Fleecewool	13990	13080	12652	13665	11128	
Lambswool		13434		15070		
Bellies	13589			13555	13204	
Locks				2740	4225	



— SA in USc
— Aus in USc

— SA in USc
— Aus in USc

SA Merino Indicator				Buyers			
Indicator Unit	Current Sale	Last Sale	Change	Company	Bales Purchased This Week	% of Purchases	Total Bales Purchased This Season
# SA c/kg	14436	14250	1.3%	Standard Wool SA	1850	24.0%	77348
Ave. to date (19/20)	16603	16675	-0.4%	G Modiano SA	1756	22.8%	74939
Ave. to date (18/19)	21872			Lempriere SA	1153	15.0%	54860
US c/kg	840	825	1.8%	Stucken & Co	1152	15.0%	22819
Euro c/kg	748	731	2.4%	Tianyu SA	338	4.4%	27307
AWEX EMI	1114	1110	0.4%	Segard Masurel SA	137	1.8%	10053
				New England Wool SA	59	0.8%	1883
Exchange Rates							
Currency Unit	This Week	Previous Week	% Change				
R/USD	17.1876	17.2791	0.5%				
R/Euro	19.2951	19.5056	1.1%				
R/AUD	11.8689	11.9426	0.6%				
USD/AUD	0.6902	0.6914	0.2%				