

National Weekly Wool Market Report

Season: 2019/2020

Sale Date: 24 June 2020



CAPE WOOLS SA

Tel: 27-41-4844301

Fax: 27-41-4846792

E-mail: stats@capewools.co.za

Website: www.capewools.co.za

Cape Wools Weekly Market Report - 24 June 2020

Port Elizabeth - The South African wool selling season continued today, with an offering of 6707 bales, which consisted of good quality wools, the majority falling in the medium length category, with an overall sales clearance of 93.2%. The wool market closed 0,1% (17 points) up at a value of R142,50 c/kg (Clean). The Australian EMI moved 2,6% down this week.

This week saw the Rand at 0,9% weaker against the US Dollar and 1,2% weaker against the Euro, compared with the average rate at the previous sale. The market weakened by 0,8% in US Dollar terms. Considering the current uncertain trading environment, the market performed well, closing slightly up from the previous sale by 0.1%, but weakening by 0,8% in US\$ terms. The positive market performance was in contrast with the Australian market, which closed down 2.6% (AU\$) this week and was supported by the weaker SA currency of 0,9% against the US\$.

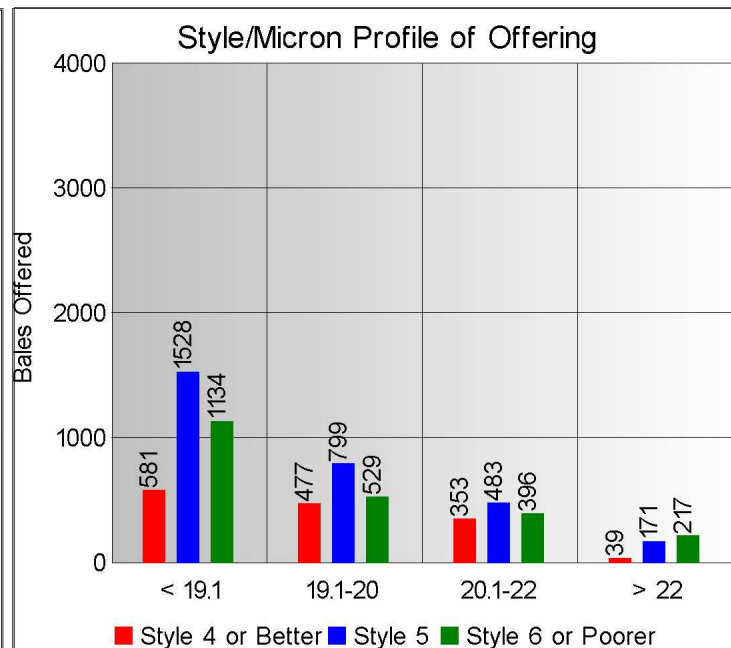
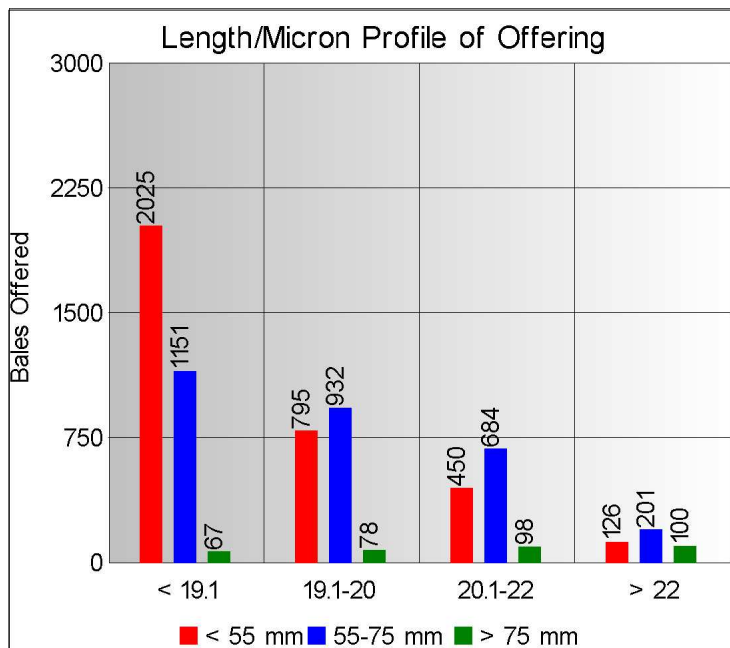
There was good competition from the buying houses, with the better quality selected merino wools, especially in the medium length and broader micron segment, pushing the market into positive levels. The major buyers on today's sale were: Standard Wool SA (1 927), Modiano SA (1 599), Lempriere SA (1 206) en Stucken & Co (1 061).

The average clean prices for the selection within the different micron categories for good top-making (MF5), long fleeces were as follows: 18,0 microns increased 2,8% to close at R168,45/kg; 18,5 microns moved 2,1% down to close at R156,22/kg; 19 microns lost 1,7% to close at R151,51/kg; 19,5 microns weakened by 1,3% to close at R146,29/kg; 20 microns was 1,0% stronger to close at R142,94/kg; 20,5 microns won 0,7% to close at R143,21/kg; 21,0 microns recovered 1,9% to close at R142,05/kg; 21,5 microns improved by 1,7% to close at R144,85kg; 22 microns rose 3,6% to close at R139,20/kg and 22,5 microns climbed by 1,4% to close at R134,78/kg.

The next sale is scheduled for 01 July 2020.

Analysis of Offerings by Broker This Week (Bales)

Broker	Merino Fleeces	Merino Bellies	Merino Lambs	Merino Backs	Merino Locks	* Other	Total	% Sold
BKB	2147	559	514	0	568	530	4318	92.5%
CMW	1011	70	235	52	76	196	1640	93.7%
JLW	50	4	8	0	0	5	67	97.0%
MAS	181	49	40	0	41	30	341	94.4%
QWB	86	22	17	0	26	42	193	96.9%
VLW	88	20	17	0	9	14	148	100.0%
Total	3563	724	831	52	720	817	6707	93.2%

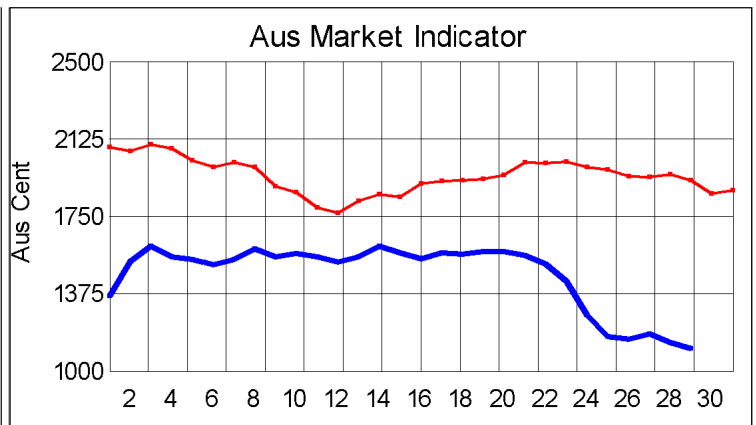
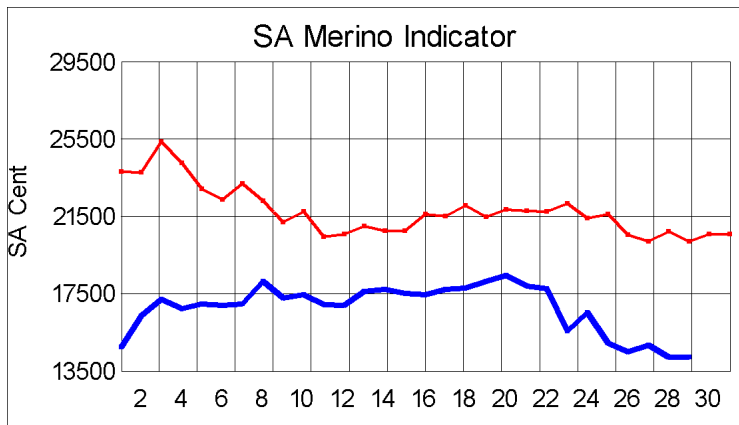


* Seasonal Receipts Declared

2019/20 Declared Receipts : 31 May 2020

48,699,863.0

Percentage Change (Year-on-Year) : 9.94



Current Season █ Previous Season █

Average Fleece Wool Prices (c/kg. clean)
Spinners and Good Topmaking Styles (AWEX Types MF4 and MF5)

Micron	100+mm	90mm	80mm	70mm	60mm	50mm	40mm	30mm	20mm	10mm
18.0				16606	16566	16180	15006			
18.5				15681	15583	15503	15005			
19.0			15440	15022	14771	14501	14009			
19.5				14620	14337	14209	13561			
20.0			14642	14474	13876	13722				
20.5			14825	14452	13571					
21.0			14386	14265	13394	12764				
21.5				14248	13243					
22.0				14188						
22.5				13137						
23.0										
23.5										
24.0										

* Based on a minimum of 3 lots sold per category

Average Topmaking Styles (AWEX MF6)

Micron	100+mm	90mm	80mm	70mm	60mm	50mm	40mm	30mm	20mm	10mm
18.0										
18.5						15337				
19.0					14808		12777			
19.5				13710						
20.0			14462	13294	13140	13169	12480			
20.5						12764				
21.0					12510					
21.5										
22.0										
22.5										
23.0										
23.5										
24.0										

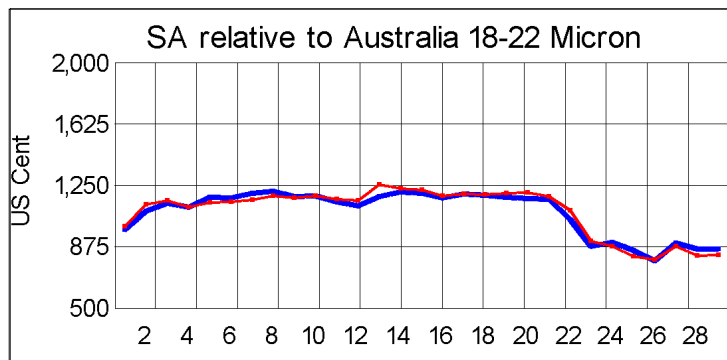
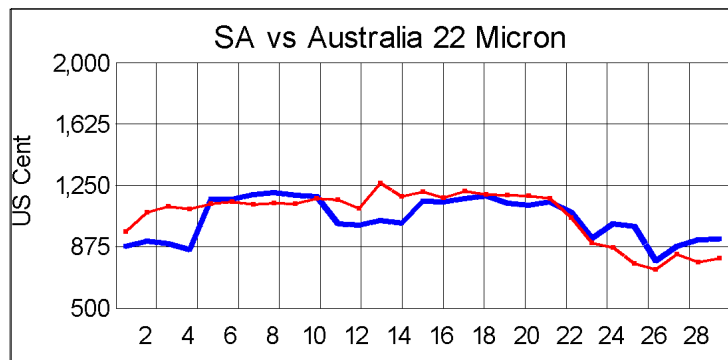
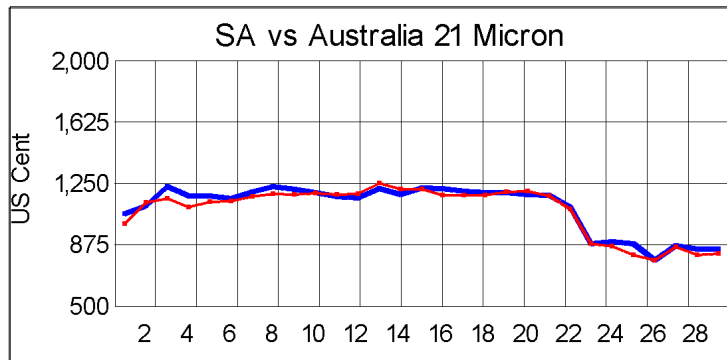
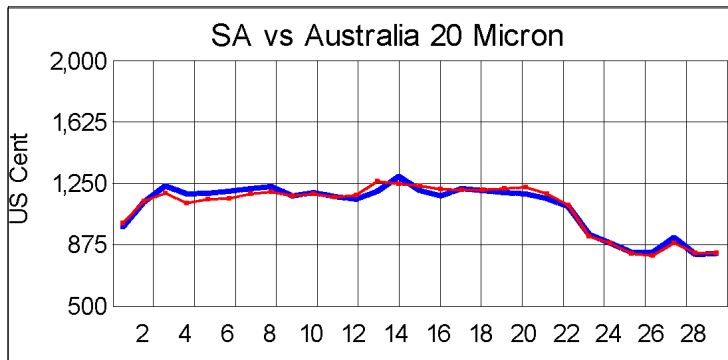
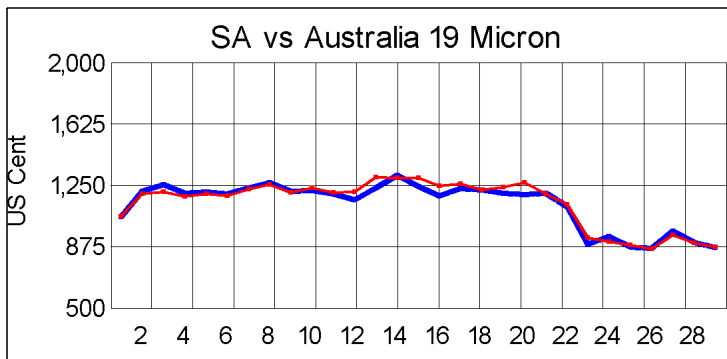
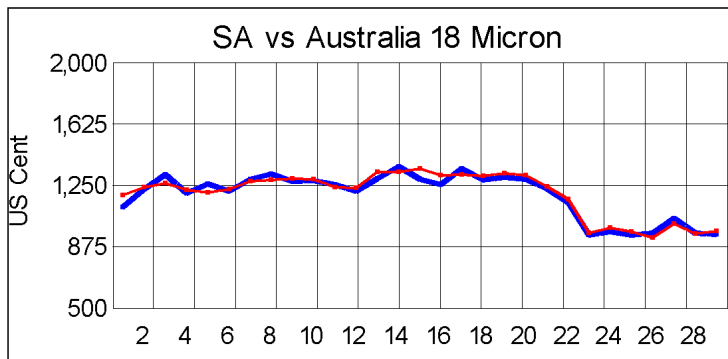
* Based on a minimum of 3 lots sold per category

Other Selected Types/Qualities

Long

Medium

	19μ	20μ	21μ	19μ	20μ	21μ
Good Quality						
Lambswool	15066	14371		14224	12975	
Bellies	14964	12352		13305	11711	
Locks				11958	11783	
Average Quality						
Lambswool	14914	13965	12775	14413	12760	
Bellies	14207			12708	11718	10330
Locks				9957	7019	
Inferior Quality						
Fleecewool	14316	13301	11379	13974	12864	
Lambswool	14558			13694	13694	
Bellies	14617			12501	12877	6262
Locks				4390	1584	11260



— SA in USc
— Aus in USc

— SA in USc
— Aus in USc

SA Merino Indicator				Buyers			
Indicator Unit	Current Sale	Last Sale	Change	Company	Bales Purchased This Week	% of Purchases	Total Bales Purchased This Season
# SA c/kg	14250	14233	0.1%				
Ave. to date (19/20)	16675	16758	-0.5%				
Ave. to date (18/19)	21931						
US c/kg	825	831	-0.8%	Standard Wool SA	1927	28.7%	75500
Euro c/kg	731	738	-1.1%	G Modiano SA	1599	23.8%	73229
AWEX EMI	1110	1139	-2.6%	Lempriere SA	1206	18.0%	53707
				Stucken & Co	1061	15.8%	21682
				Tianyu SA	293	4.4%	26966
				Segard Masurel SA	82	1.2%	9916
				New England Wool SA	77	1.2%	1824
Exchange Rates							
Currency Unit	This Week	Previous Week	% Change				
R/USD	17.2791	17.1295	-0.9%				
R/Euro	19.5056	19.2751	-1.2%				
R/AUD	11.9426	11.8110	-1.1%				
USD/AUD	0.6914	0.6892	-0.3%				