

# National Weekly Wool Market Report

Season: 2019/2020

Sale Date: 22 & 23 April 2020



CAPE WOOLS SA

Tel: 27-41-4844301

Fax: 27-41-4846792

E-mail: stats@capewools.co.za

Website: www.capewools.co.za

## Cape Wools Weekly Market Report 23 April 2020

Port Elizabeth- The 25th sale of the 2019/20 wool season took place today with 5382 bales on offer of which 87,9% was sold. The wool market closed 6,4% (988 points) up at a value of R68,157 c/kg (Clean). The Australian EMI moved 1,5% down this week.

This week saw the Rand at 9,8% weaker against the US Dollar and 5% weaker against the Euro, compared with the average rate at the previous sale. The market weakened by 3,1% in US Dollar terms.

Amidst the current Corona virus lockdown in South Africa, an electric sale of bales already in brokers' stores, valued and tested could be held this week. It is the first wool sale of this nature and although not without teething problems and being time consuming, could be completed successfully over the last two days.

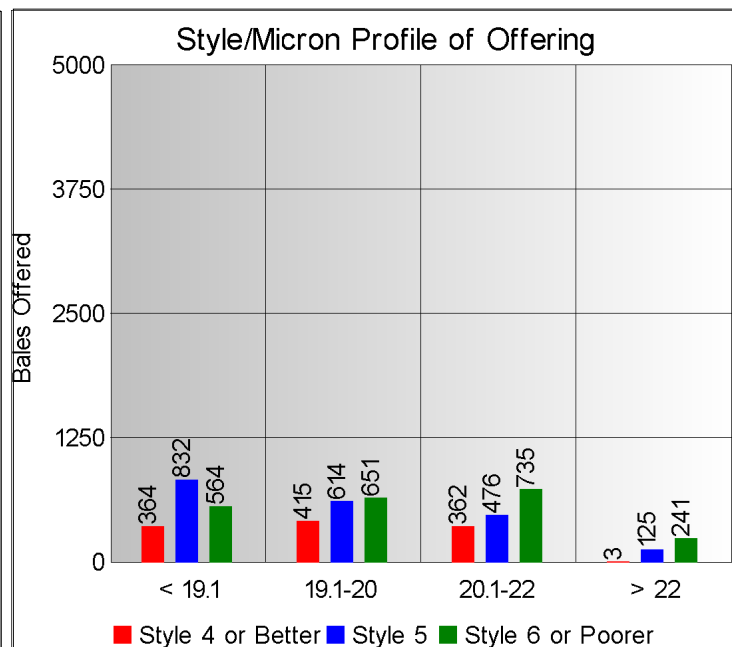
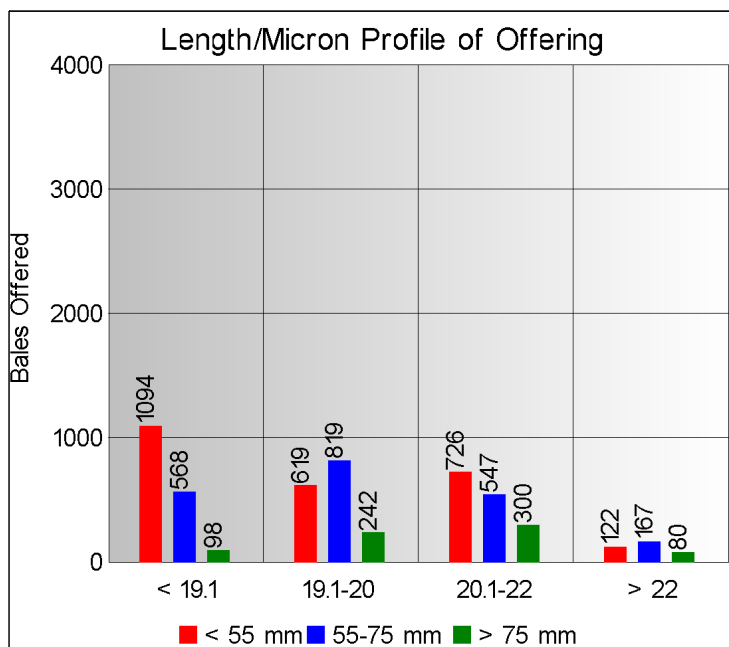
As the volumes were limited, the sale only consisted of 5382 bales of mixed length long & medium wools. There was better demand for the fine microns, with some of the stronger micron wools experiencing downward pressure, with some hesitancy evident from buying houses. The market performed well to gain 6,4% from the previous sale, although the market was down in US\$ terms and performed at levels comparable to the Australian market, which was down 1.5% in AU\$ terms this week.

The major buyers on today's sale were: Lempriere SA (2 528), Standard Wool SA (1 028), Stucken & Co (612) and Modiano SA (499).

The average clean prices for the selection within the different micron categories for good topmaking (MF5), long fleeces were as follows: 18,0 microns increased 13,1% to close at R188,73/kg; 18,5 microns moved 7,0% up to close at R176,24/kg; 19 microns gained 7,0% to close at R172,83/kg; 19,5 microns strengthened by 5,2% to close at R169,40/kg; 20 microns was 5,3% stronger to close at R169,20/kg; 20,5 microns won 6,3% to close at R168,90/kg; 21,0 microns recovered 7,8% to close at R164,97/kg; 21,5 microns improved by 3,3% to close at R167,40/kg; 22 microns rose 6,2% to close at 165,56/kg and 22,5 microns declined by 0,2% to close at R156,02/kg.

### Analysis of Offerings by Broker This Week (Bales)

Broker	Merino Fleeces	Merino Bellies	Merino Lambs	Merino Backs	Merino Locks	* Other	Total	% Sold
BKB	2322	386	306	0	362	502	3878	87.8%
CMW	657	41	212	95	61	371	1437	87.8%
JLW	0	0	0	0	0	0	0	
MAS	0	0	0	0	0	0	0	
QWB	0	0	0	0	0	0	0	
VLW	44	1	5	0	9	8	67	100.0%
<b>Total</b>	<b>3023</b>	<b>428</b>	<b>523</b>	<b>95</b>	<b>432</b>	<b>881</b>	<b>5382</b>	<b>87.9%</b>

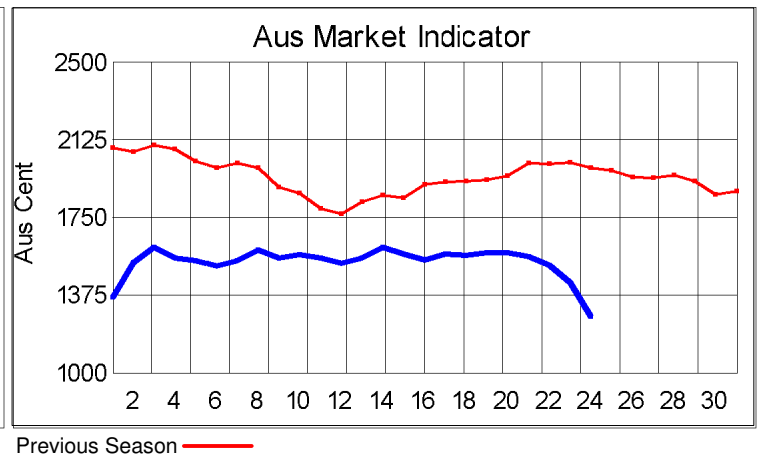
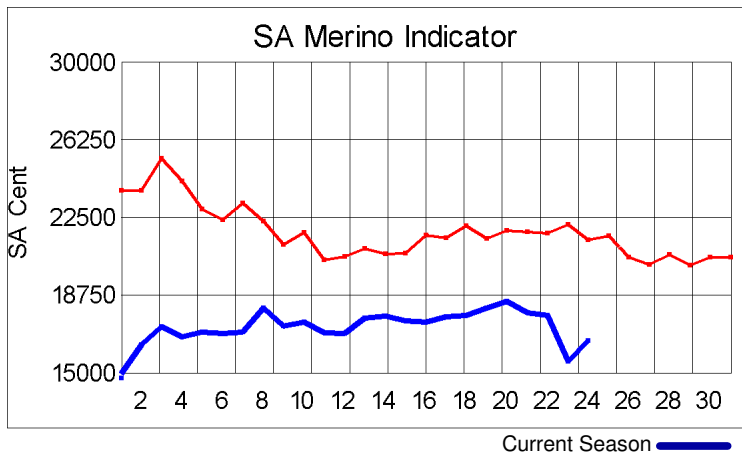


### \* Seasonal Receipts Declared

2019/20 Declared Receipts : 29 March 2020

41,730,530.5

Percentage Change (Year-on-Year) : 6.8



**Average Fleece Wool Prices (c/kg. clean)**

**Spinners and Good Topmaking Styles (AWEX Types MF4 and MF5)**

Micron	100+mm	90mm	80mm	70mm	60mm	50mm	40mm	30mm	20mm	10mm
18.0				18754	17904	18153	17591			
18.5			18276	17827	17435	17174	16111	12370		
19.0			17914	17711	17257	16712	15964			
19.5			17549	17107	17079	15913	15216			
20.0			17173	17151	16429	15465	13381			
20.5			17129	17146	16336	13964	13639			
21.0						14127	12617			
21.5										
22.0										
22.5										
23.0										
23.5										
24.0										

\* Based on a minimum of 3 lots sold per category

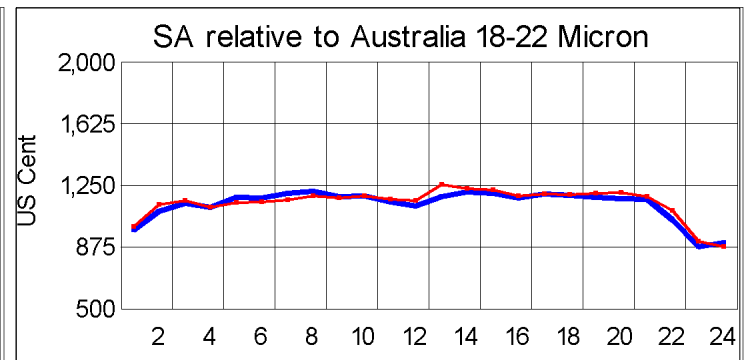
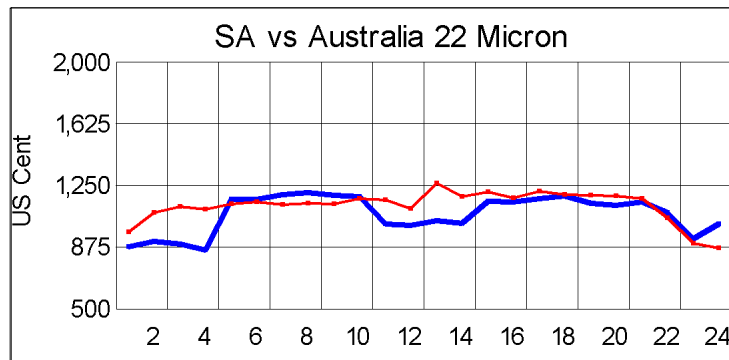
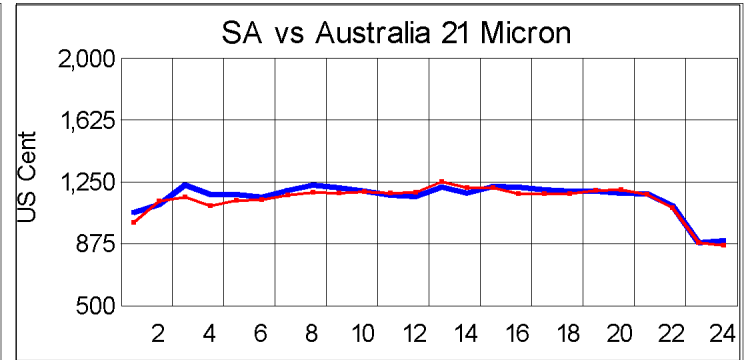
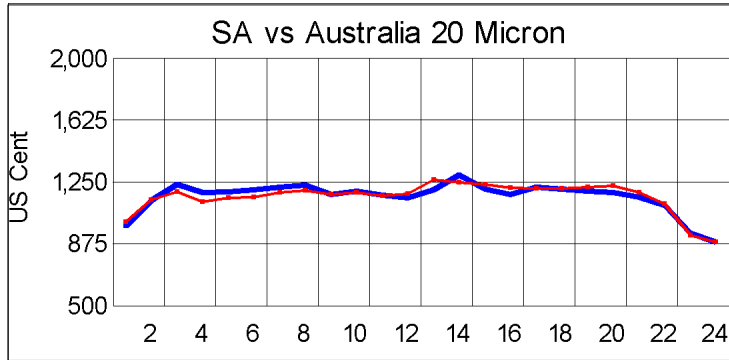
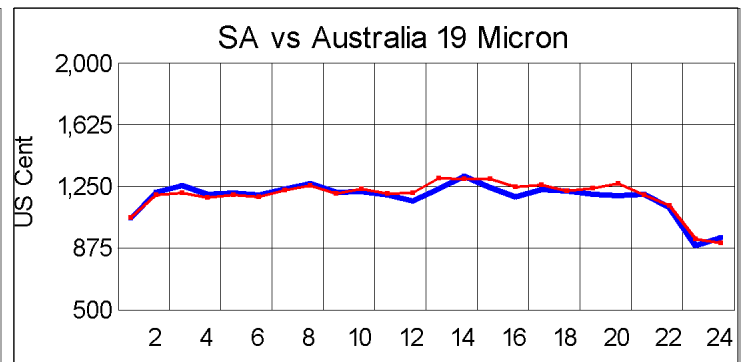
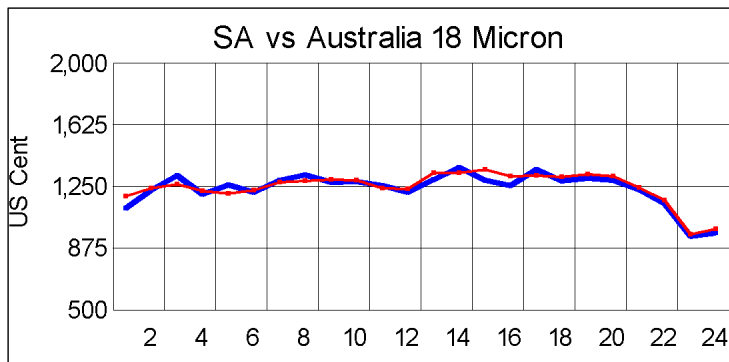
**Average Topmaking Styles (AWEX MF6)**

Micron	100+mm	90mm	80mm	70mm	60mm	50mm	40mm	30mm	20mm	10mm
18.0				17887						
18.5										
19.0				16842						
19.5				15717		14323				
20.0				16635						
20.5				16046	16160					
21.0										
21.5										
22.0										
22.5										
23.0										
23.5										
24.0										

\* Based on a minimum of 3 lots sold per category

**Other Selected Types/Qualities**

	Long			Medium		
<b>Good Quality</b>	19μ	20μ	21μ	19μ	20μ	21μ
Lambswool	17318	16175		16581	15029	
Bellies	15553			15828	15220	
Locks				11855		
<b>Average Quality</b>						
Lambswool	16827	13948	13626	14588		14112
Bellies		14350	14045	13998	12538	10685
Locks				11483	10347	
<b>Inferior Quality</b>						
Fleecewool	15594	13323	14056	15602	14884	
Lambswool	15068	15068		16507		
Bellies				14308	13557	13907
Locks				10745	10579	8642



— SA in USc  
— Aus in USc

— SA in USc  
— Aus in USc

SA Merino Indicator				Buyers			
Indicator Unit	Current Sale	Last Sale	Change	Company	Bales Purchased This Week	% of Purchases	Total Bales Purchased This Season
# SA c/kg	16557	15569	6.4%	Lempriere SA	2528	47.0%	44548
Ave. to date (19/20)	17215	17244	-0.2%	Standard Wool SA	1028	19.1%	63161
Ave. to date (18/19)	22141			Stucken & Co	612	11.4%	15153
US c/kg	871	898	-3.1%	G Modiano SA	499	9.3%	65722
Euro c/kg	806	830	-2.8%	Tianyu SA	44	0.8%	23545
AWEX EMI	1272	1292	-1.6%	Segard Masurel SA	22	0.4%	8216
				New England Wool SA			1567
Exchange Rates							
Currency Unit	This Week	Previous Week	% Change				
R/USD	19.0185	17.3282	-9.8%				
R/Euro	20.5312	18.7580	-9.5%				
R/AUD	12.0849	9.9221	-21.8%				
USD/AUD	0.6358	0.5725	-11.1%				