

National Weekly Wool Market Report

Season: 2019/2020

Sale Date: 18 & 19 March 2020



CAPE WOOLS SA

Tel: 27-41-4844301

Fax: 27-41-4846792

E-mail: stats@capewools.co.za

Website: www.capewools.co.za

Cape Wools Weekly Market Report - 19 March 2020

Port Elizabeth - The 24th sale of the 2019/20 wool season took place today with 10 180 bales on offer. A third of the offering was withdrawn on the first day, with a 76% sales clearance achieved on the wools actually offered on the sale. The wool market closed 12,5% (2 220 points) down at a value of R155,69 c/kg (Clean). The Australian EMI moved 5,5% down this week.

This week saw the Rand at 5,6% weaker against the US Dollar and 1,7% weaker against the Euro, compared with the average rate at the previous sale. The market weakened by 17,2% in US Dollar terms. The wool market succumbed to the global impact of the continuing corona virus crisis on today's sale, very much in line with what the Australian market experienced this week, with their market closing down 5.5% (AU\$ p/kg).

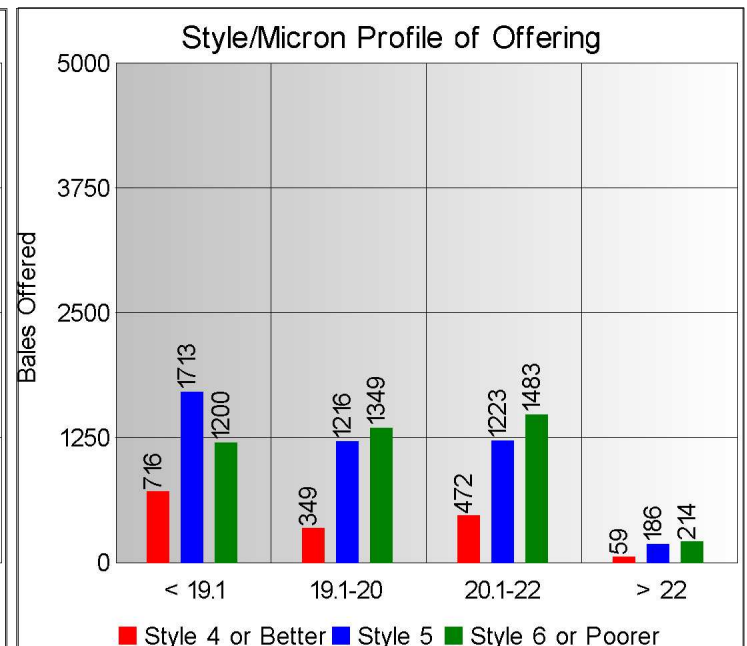
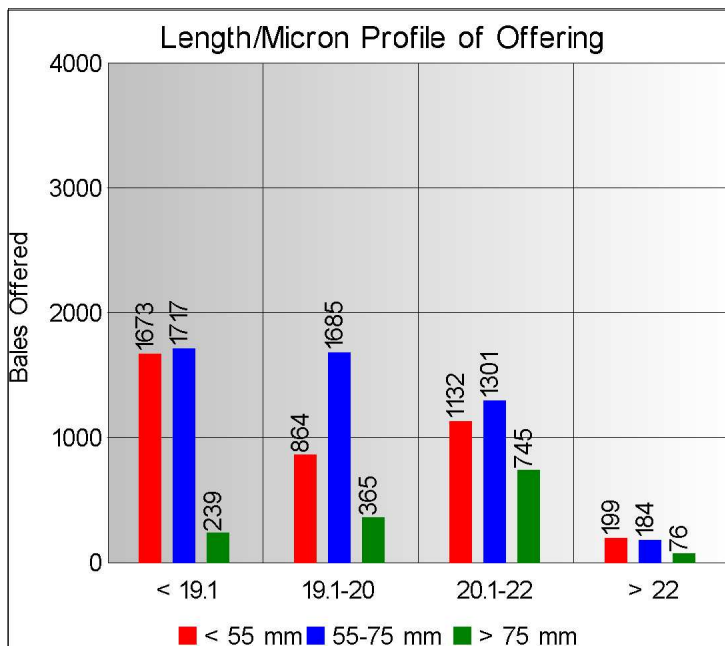
The South African market closed down 12.5% in rand terms, with very little support from the weaker ZA currency of 5.6% against the US\$. The market showed some improvement later during trade on the second day, despite the SA currency strengthening late on Thursday. All micron categories were under pressure, although there was still some good competition from buyers, albeit at lower price levels. The major buyers on today's sale were: Standard Wool SA (1 866), Modiano SA (1 224), Lempriere SA (798) and Tianyu SA (699).

The average clean prices for the selection within the different micron categories for good top-making (MF5), long fleeces were as follows: 18,0 microns decreased 13,0% to close at R166,94/kg; 18,5 microns moved 12,6% down to close at R164,76/kg; 19 microns lost 13,3% to close at R161,54/kg; 19,5 microns weakened by 16,4% to close at R161,07/kg; 20 microns was 12,6% weaker to close at R160,63/kg; 20,5 microns lost 13,5% to close at R158,87/kg; 21,0 microns lost 14,8% to close at R152,98/kg; 21,5 microns tumbled by 8,6% to close at R161,99/kg; 22 microns fell 9,8% to close at 155,86/kg and 22,5 microns declined by 10,7% to close at R156,32/kg.

The next sale is scheduled for 26 March 2020 where approximately ±7 635 bales will be on sale.

Analysis of Offerings by Broker This Week (Bales)

Broker	Merino Fleeces	Merino Bellies	Merino Lambs	Merino Backs	Merino Locks	* Other	Total	% Sold
BKB	3953	649	694	0	439	1210	6945	42.6%
CMW	912	103	141	87	85	291	1619	59.1%
JLW	180	6	26	0	10	14	236	88.1%
MAS	346	47	49	0	50	48	540	93.7%
QWB	251	32	117	0	54	41	495	94.6%
VLW	215	13	39	0	34	44	345	40.0%
Total	5857	850	1066	87	672	1648	10180	51.4%

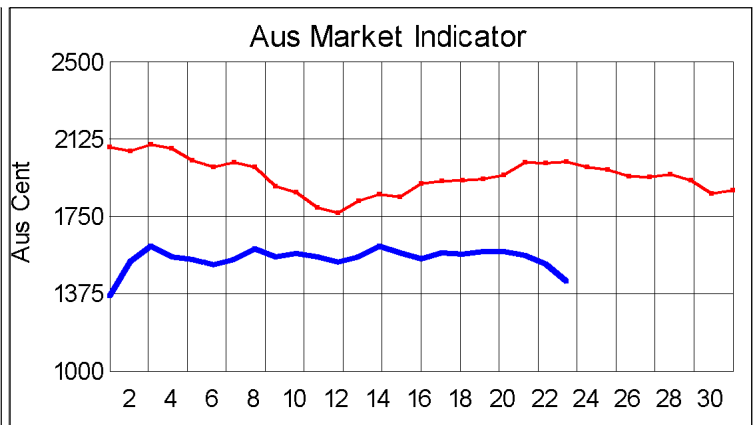
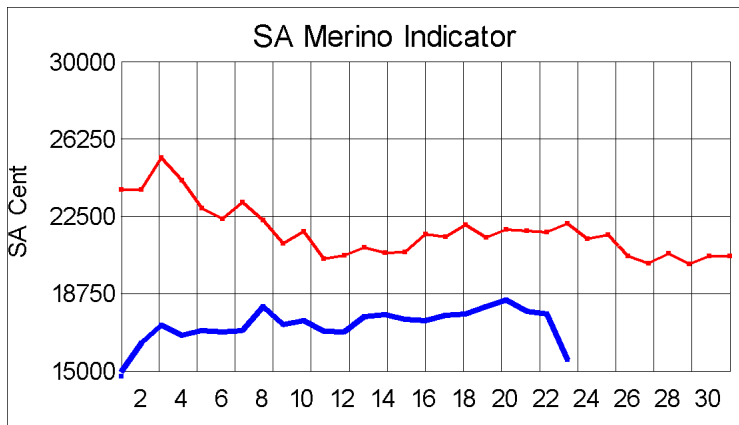


* Seasonal Receipts Declared

2019/20 Declared Receipts : 15 March 2020

39,633,347.1

Percentage Change (Year-on-Year) : 5.70



Current Season ■ Previous Season ■

Average Fleece Wool Prices (c/kg. clean)
Spinners and Good Topmaking Styles (AWEX Types MF4 and MF5)

Micron	100+mm	90mm	80mm	70mm	60mm	50mm	40mm	30mm	20mm	10mm
18.0			17114	16511	16368	16567	15640			
18.5			16669	16407	16184	16030	15634			
19.0			16391	16344	15857	15854	14199			
19.5			16358	16067	15576	15421	13958			
20.0			16351	15917	15370	14817	13874			
20.5			16521	15991		14659	13820			
21.0				16272			12701			
21.5			16601	15805			12128			
22.0				15756	13587					
22.5										
23.0										
23.5										
24.0										

* Based on a minimum of 3 lots sold per category

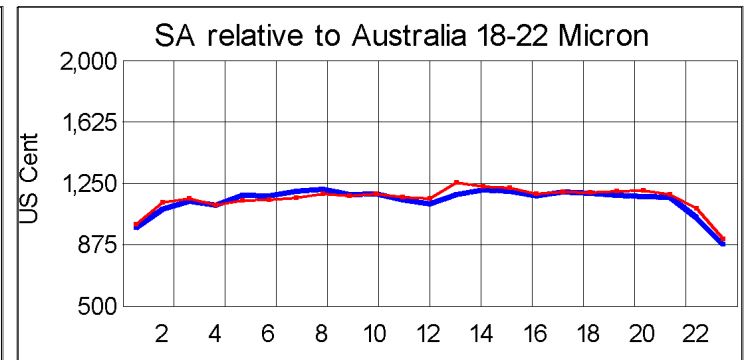
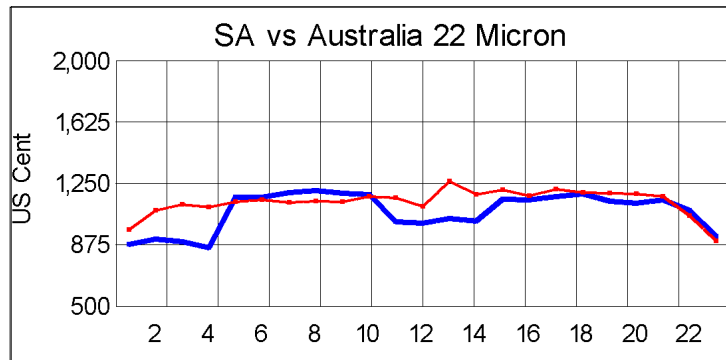
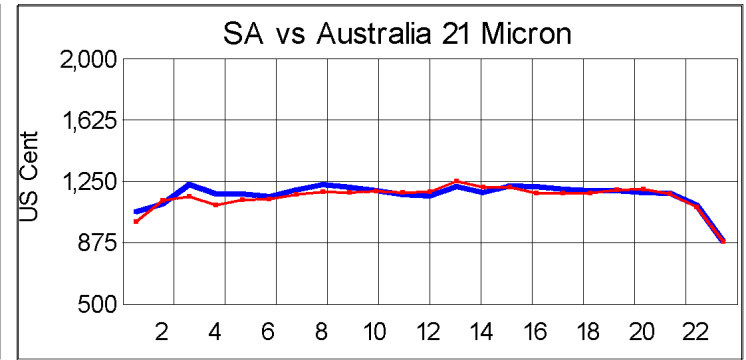
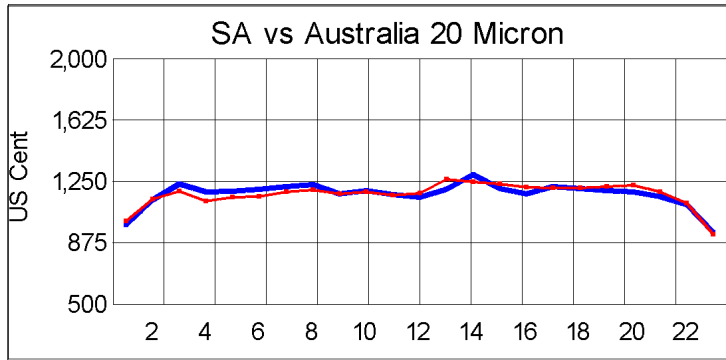
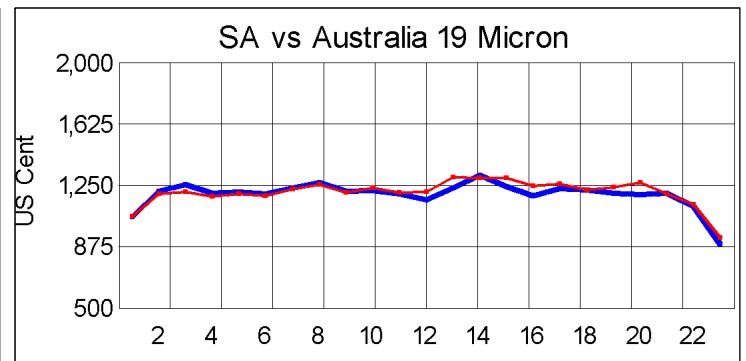
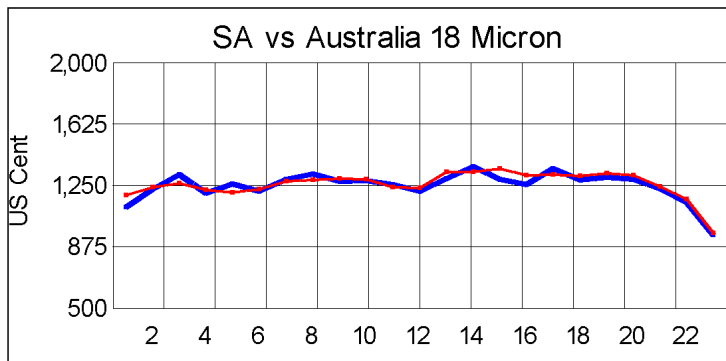
Average Topmaking Styles (AWEX MF6)

Micron	100+mm	90mm	80mm	70mm	60mm	50mm	40mm	30mm	20mm	10mm
18.0				16287						
18.5										
19.0				15544						
19.5					14857					
20.0				15045						
20.5				13418						
21.0										
21.5										
22.0										
22.5										
23.0										
23.5										
24.0										

* Based on a minimum of 3 lots sold per category

Other Selected Types/Qualities

	Long			Medium		
	19μ	20μ	21μ	19μ	20μ	21μ
Good Quality						
Lambswool	16037	15936	14763	13835	14018	
Bellies	13841		13418	14088		
Locks				12405	10774	9481
Average Quality						
Lambswool	16143			12544		
Bellies	14120	13011		12684	11183	10854
Locks				10941	10617	
Inferior Quality						
Fleecewool	14843	12748	14804	13515	12683	
Lambswool						
Bellies	13426	14067	13652	13854	12250	
Locks				9094	9158	



— SA in USc
— Aus in USc

— SA in USc
— Aus in USc

SA Merino Indicator				Buyers			
Indicator Unit	Current Sale	Last Sale	Change	Company	Bales Purchased This Week	% of Purchases	Total Bales Purchased This Season
# SA c/kg	15569	17789	-12.5%				
Ave. to date (19/20)	17244	17320	-0.4%				
Ave. to date (18/19)	22139						
US c/kg	898	1084	-17.2%	Standard Wool SA	1866	18.3%	62141
Euro c/kg	830	964	-13.9%	G Modiano SA	1224	12.0%	65223
AWEX EMI	1438	1521	-5.5%	Lempriere SA	798	7.8%	42026
				Tianyu SA	699	6.9%	23507
				Stucken & Co	565	5.6%	14573
				Segard Masurel SA	73	0.7%	8194
				New England Wool SA	11	0.1%	1567
Exchange Rates							
Currency Unit	This Week	Previous Week	% Change				
R/USD	17.3282	16.4036	-5.6%				
R/Euro	18.7580	18.4519	-1.7%				
R/AUD	9.9221	10.5069	5.6%				
USD/AUD	0.5725	0.6404	10.6%				