

National Weekly Wool Market Report

Season: 2019/2020

Sale Date: 04 & 05 March 2020



Tel: 27-41-4844301
 Fax: 27-41-4846792
 E-mail: stats@capewools.co.za
 Website: www.capewools.co.za

Cape Wools Weekly Market Report - 05 March 2020

Port Elizabeth - The 22nd sale of the 2019/20 wool season took place today with 12 562 bales on offer of which 95,2% was sold. The wool market closed 3,1% (325 points) down at a value of R179,09 c/kg (Clean). The Australian EMI moved 1,2% down this week. This week saw the Rand at 0,2% weaker against the US Dollar and 2,2% weaker against the Euro, compared with the average rate at the previous sale. The market weakened by 3,3% in US Dollar terms. The wool market could not hold on the gains of the last few weeks and shed 3.1% this week to close on R179.09 p/kg.

The lower yields of merino wools on offer contributed significantly to the lower price levels. The Australian market started on a positive note on Wednesday and turned negative on Thursday to close 1.2% down this week. The offering consisted of a large volume of fine wools, with these micron categories experiencing the most downward pressure amidst some market uncertainty. Some of the medium range microns performed better than the market average, especially for certified sustainable lots of good quality.

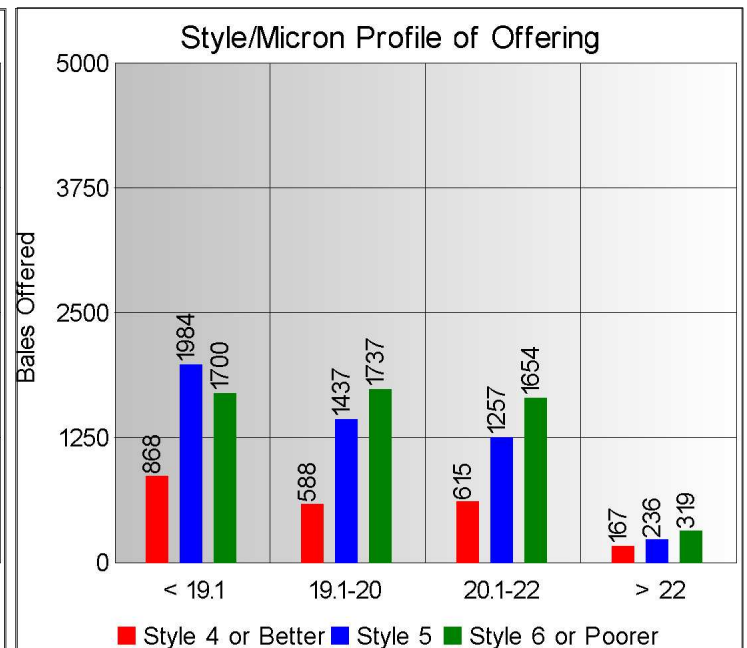
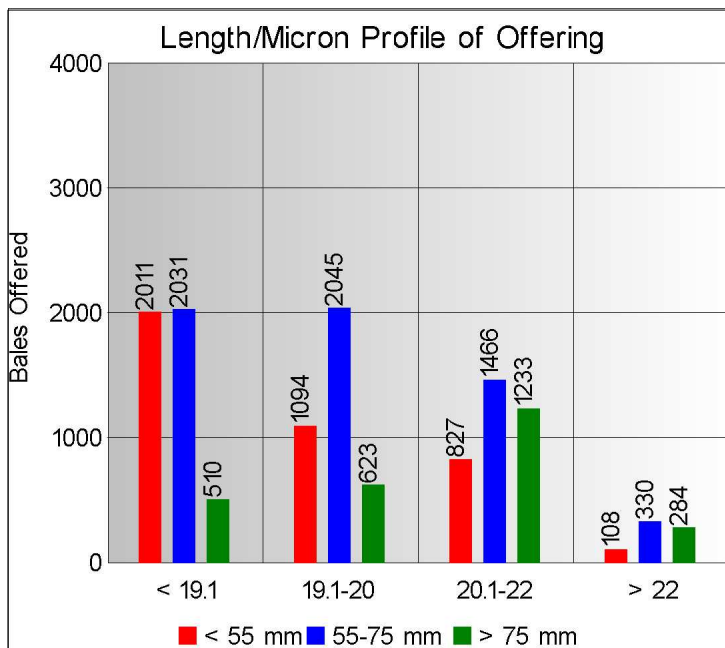
The major buyers on today's sale were: Standard Wool SA (4 455), Modiano SA (3 110), Lempriere SA (2 659) and Stucken & Co (958).

The average clean prices for the selection within the different micron categories for good top-making (MF5), long fleeces were as follows: 18,0 microns decreased 5,1% to close at R191,15/kg; 18,5 microns moved 4,6% down to close at R187,60/kg; 19 microns lost 5,1% to close at R184,50/kg; 19,5 microns weakened by 2,0% to close at R191,42/kg; 20 microns was 3,3% weaker to close at R182,25/kg; 20,5 microns lost 1,1% to close at R181,44/kg; 21,0 microns lost 2,2% to close at R180,32/kg; 21,5 microns tumbled by 1,6% to close at R180,63/kg; 22 microns fell 1,1% to close at 180,12/kg and 22,5 microns declined by 1,2% to close at R175,16/kg.

The next sale is scheduled for 12 March 2020 where approximately ±8 827 bales will be on sale.

Analysis of Offerings by Broker This Week (Bales)

Broker	Merino Fleeces	Merino Bellies	Merino Lambs	Merino Backs	Merino Locks	* Other	Total	% Sold
BKB	4244	602	664	0	477	1200	7187	96.0%
CMW	1546	279	455	248	198	638	3364	94.5%
JLW	153	24	24	0	6	27	234	99.6%
MAS	590	59	96	0	60	163	968	95.7%
QWB	335	45	72	0	71	56	579	85.2%
VLW	147	17	36	0	21	9	230	100.0%
Total	7015	1026	1347	248	833	2093	12562	95.2%

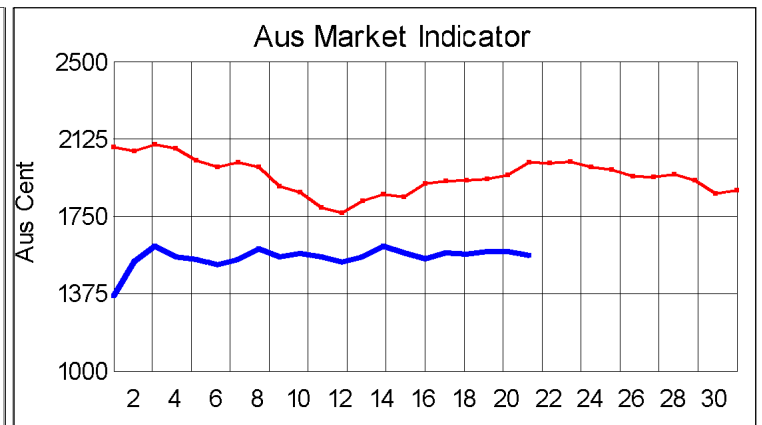
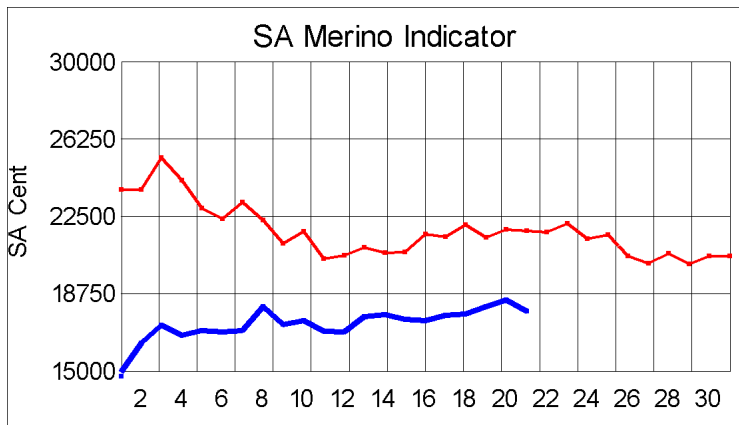


* Seasonal Receipts Declared

2019/20 Declared Receipts : 01 March 2020

38,960,228.5

Percentage Change (Year-on-Year) : 8.60



Current Season ■ Previous Season ■

Average Fleece Wool Prices (c/kg. clean)
Spinners and Good Topmaking Styles (AWEX Types MF4 and MF5)

Micron	100+mm	90mm	80mm	70mm	60mm	50mm	40mm	30mm	20mm	10mm
18.0			19350	19593	18816	17761	17451			
18.5			19365	19054	18470	17604	17243			
19.0		18663	19163	18593	18024	17608	17029			
19.5			18745	18439	18097	17166	15601			
20.0		18253	18701	18470	17792	17113	14496			
20.5			18814	18263	17655	17618	16291			
21.0		18057	18690	18659	17579	16733				
21.5			18732	18850	18155					
22.0		18135	19001	17370						
22.5			18478							
23.0				17928						
23.5										
24.0										

* Based on a minimum of 3 lots sold per category

Average Topmaking Styles (AWEX MF6)

Micron	100+mm	90mm	80mm	70mm	60mm	50mm	40mm	30mm	20mm	10mm
18.0				19119	17530					
18.5				18324						
19.0			17860	18071		17304				
19.5			17456	17711						
20.0			18096	17212	16425					
20.5			17701	18029						
21.0										
21.5										
22.0										
22.5										
23.0										
23.5										
24.0										

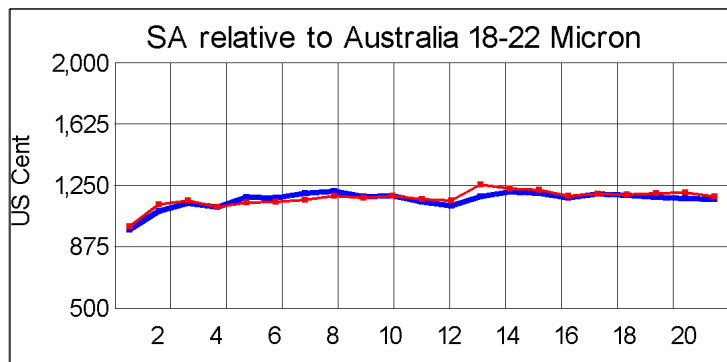
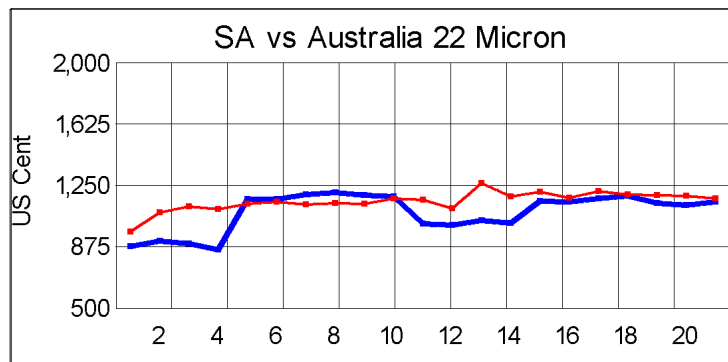
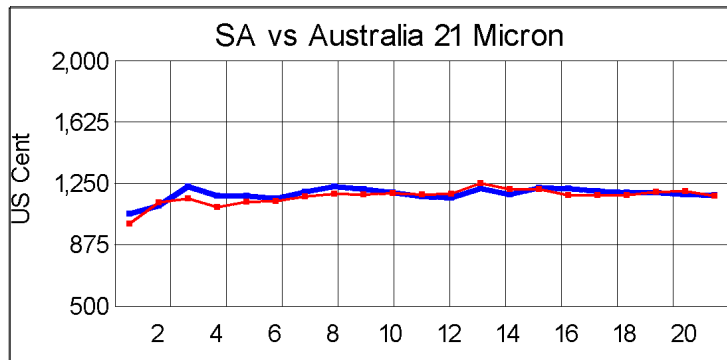
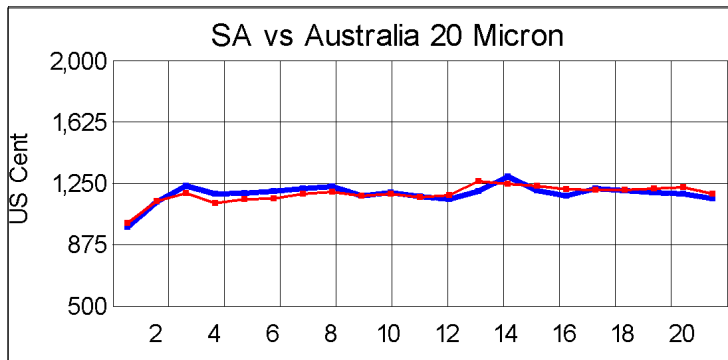
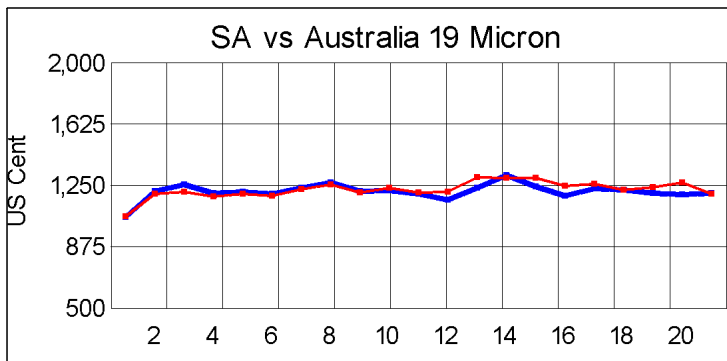
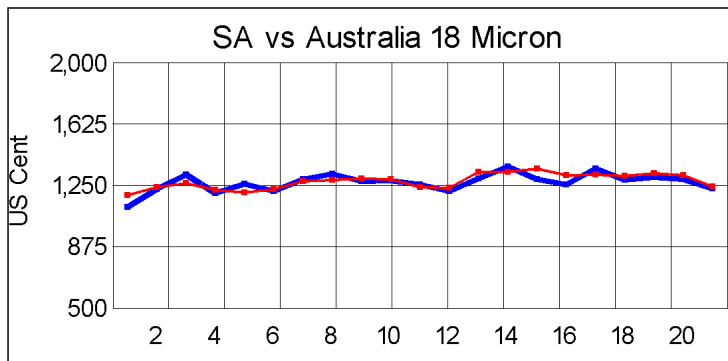
* Based on a minimum of 3 lots sold per category

Other Selected Types/Qualities

Long

Medium

	19μ	20μ	21μ	19μ	20μ	21μ
Good Quality						
Lambswool	18197	18192		16111	16200	
Bellies	17598	17063		15421	15775	15746
Locks				13872	12942	11776
Average Quality						
Lambswool	17111	15467		16291	15491	
Bellies	17550	14148	14994	14780	13326	11048
Locks				11663	10869	10189
Inferior Quality						
Fleecewool	17224	15298	16411	16068		
Lambswool	15766					
Bellies	16896	16392	17846	14979	12987	15729
Locks				10816	7762	9748



— SA in USc
— Aus in USc

— SA in USc
— Aus in USc

SA Merino Indicator				Buyers			
Indicator Unit	Current Sale	Last Sale	Change	Company	Bales Purchased This Week	% of Purchases	Total Bales Purchased This Season
# SA c/kg	17909	18482	-3.1%				
Ave. to date (19/20)	17298	17267	0.2%				
Ave. to date (18/19)	22174						
US c/kg	1167	1206	-3.3%	Standard Wool SA	4455	35.5%	58333
Euro c/kg	1046	1103	-5.2%	G Modiano SA	3110	24.8%	62319
AWEX EMI	1562	1581	-1.2%	Lempriere SA	2660	21.2%	38293
				Stucken & Co	958	7.6%	13699
				Tianyu SA	491	3.9%	21481
				Segard Masurel SA	280	2.2%	7826
				New England Wool SA	9	0.1%	1533
Exchange Rates							
Currency Unit	This Week	Previous Week	% Change				
R/USD	15.3462	15.3207	-0.2%				
R/Euro	17.1222	16.7527	-2.2%				
R/AUD	10.1636	10.0588	-1.0%				
USD/AUD	0.6622	0.6566	-0.9%				