

National Weekly Wool Market Report

Season: 2019/2020

Sale Date: 27 February 2020



CAPE WOOLS SA

Tel: 27-41-4844301

Fax: 27-41-4846792

E-mail: stats@capewools.co.za

Website: www.capewools.co.za

Cape Wools Weekly Market Report - 27 February 2020

Port Elizabeth - The 21st sale of the 2019/20 wool season took place today with 9 222 bales on offer of which 94,3% was sold. The wool market closed 1,8% (325 points) up at a value of R184,82 c/kg (Clean). This week saw the Rand at 1,5% weaker against the US Dollar and 2,9% weaker against the Euro, compared with the average rate at the previous sale.

The market improved by 0,2% in US Dollar terms. Despite no Australian sale taking place this week due to an ongoing system outage on the major industry software systems suppliers' platform, the wool market continued its upward trend. The auction started at similar levels as last week, but improved throughout the sale, to close 1.8% up on R184.82 p/kg. The continuing weakening of the SA currency assisted in achieving better price levels on today's sale, with a good sale's clearance of 94.3%. Long fine merino fleeces were in good demand and lifted the market, especially taking into account that a large portion of the offering consisted of crossbred and non-merino type wools.

The major buyers on today's sale were: Modiano SA (4 041), Standard Wool SA (2 643), Lempriere SA (954) and Stucken & Co (564).

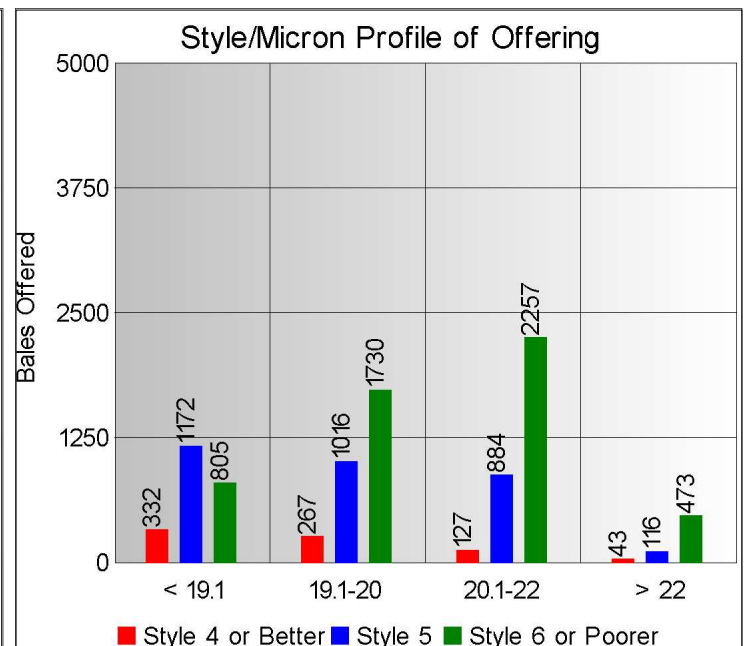
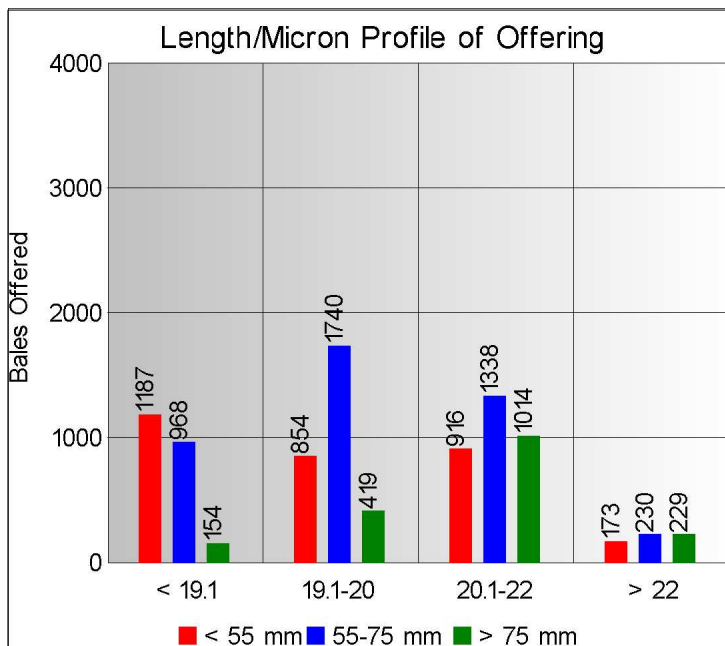
The average clean prices for the selection within the different micron categories for good top-making (MF5), long fleeces were as follows: 18,0 microns increased 0,5% to close at R201,32/kg; 18,5 microns moved 1,1% up to close at R196,61/kg; 19 microns gained 3,8% to close at R194,37/kg; 19,5 microns strengthened by 2,1% to close at R195,33/kg; 20 microns was 2,1% stronger to close at R188,38/kg; 20,5 microns won 1,7% to close at R183,53/kg; 21,0 microns recovered 1,6% to close at R184,42/kg; 21,5 microns improved by 1,9% to close at R183,53kg; 22 microns rose 1,1% to close at 182,16/kg and 22,5 microns climbed by 4,1% to close at R177,34/kg.

The next sale is scheduled for 05 March 2020 where approximately ±12 065 bales will be on sale.

*The detailed Seasonal Receipts Declared Report can be viewed at www.capewools.co.za

Analysis of Offerings by Broker This Week (Bales)

Broker	Merino Fleeces	Merino Bellies	Merino Lambs	Merino Backs	Merino Locks	* Other	Total	% Sold
BKB	3212	616	612	0	474	974	5888	98.7%
CMW	1288	199	273	185	136	821	2902	85.0%
JLW	0	0	0	0	0	0	0	
MAS	0	0	0	0	0	0	0	
QWB	0	0	0	0	0	0	0	
VLW	219	54	9	0	73	77	432	97.2%
Total	4719	869	894	185	683	1872	9222	94.3%

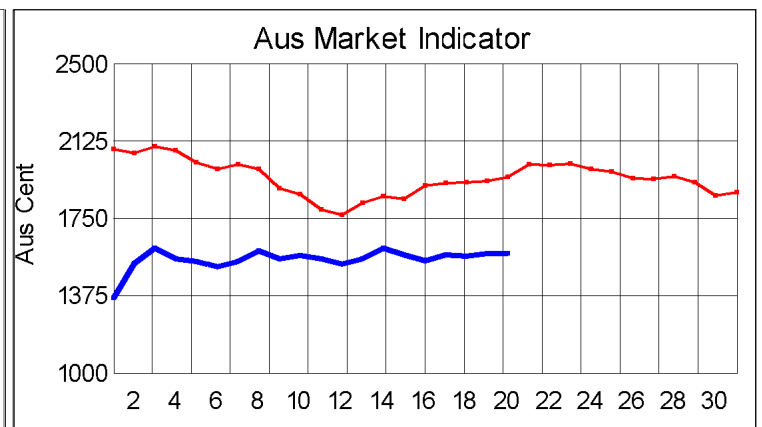
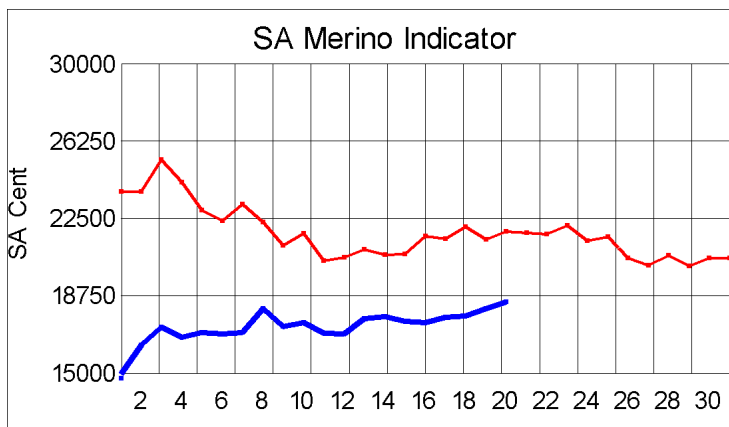


* Seasonal Receipts Declared

2019/20 Declared Receipts : 23 February 2020

37,507,880.3

Percentage Change (Year-on-Year) : 6.25



Current Season ■ Previous Season ■

Average Fleece Wool Prices (c/kg. clean)
Spinners and Good Topmaking Styles (AWEX Types MF4 and MF5)

Micron	100+mm	90mm	80mm	70mm	60mm	50mm	40mm	30mm	20mm	10mm
18.0			20791	20670	19876	19554	16643			
18.5			19440	19884	19219	18405	17181			
19.0			19970	19754	19280	18197	16486			
19.5			19570	19572	18510	17317	16268		11805	
20.0			19159	19358	17825	16898	16518			
20.5			19482	19529	18575					
21.0			17132	18918						
21.5			18452							
22.0			18626		17593					
22.5				17576						
23.0										
23.5										
24.0										

* Based on a minimum of 3 lots sold per category

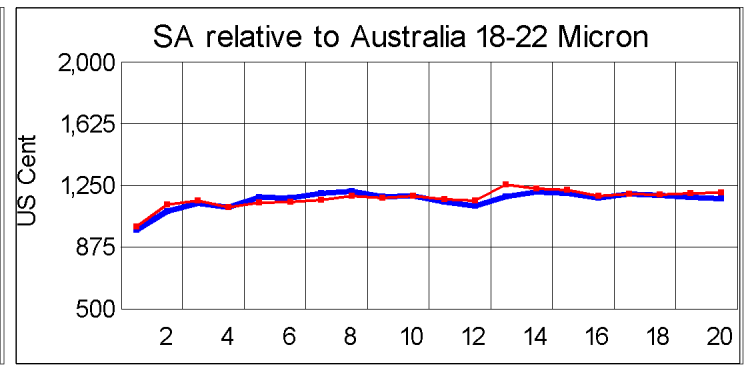
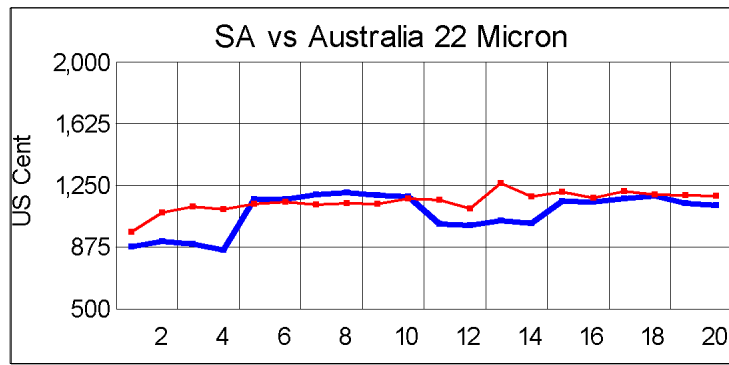
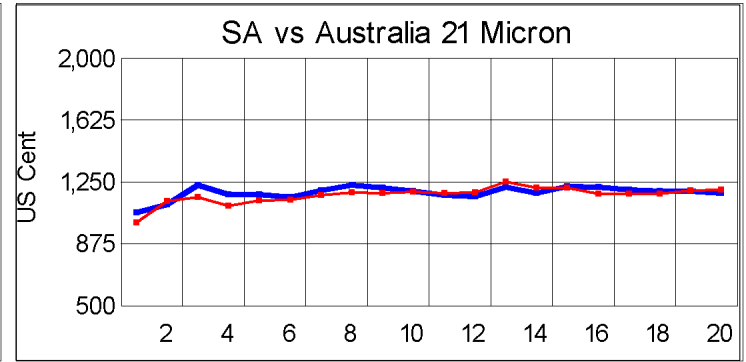
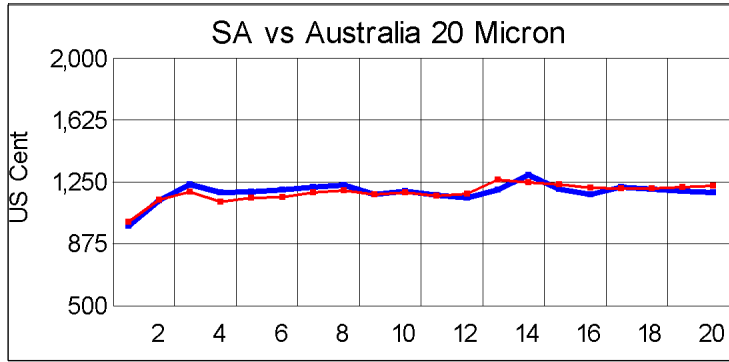
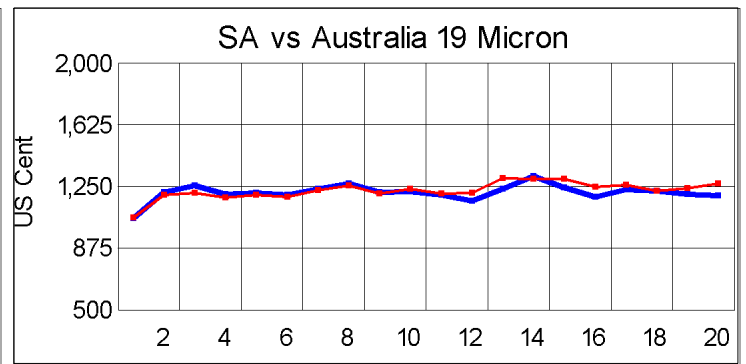
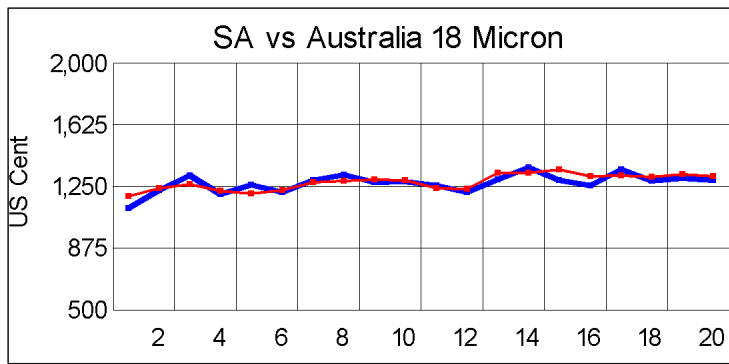
Average Topmaking Styles (AWEX MF6)

Micron	100+mm	90mm	80mm	70mm	60mm	50mm	40mm	30mm	20mm	10mm
18.0										
18.5										
19.0										
19.5				18190						
20.0				17484	17213					
20.5			17954	16669	15506					
21.0				16754	17367					
21.5				16941						
22.0										
22.5										
23.0										
23.5										
24.0										

* Based on a minimum of 3 lots sold per category

Other Selected Types/Qualities

	Long			Medium		
	19μ	20μ	21μ	19μ	20μ	21μ
Good Quality						
Lambswool	19396	17582	14942	16488	14386	16673
Bellies	16985	16013		16806	16646	
Locks				12902	12865	9135
Average Quality						
Lambswool	18153	16660		15436	13609	
Bellies	16492	15505	16136	14849	12818	13017
Locks				12764	10108	10610
Inferior Quality						
Fleecewool	17079	16453	14487	15855	5099	
Lambswool						
Bellies	18784	18634		14482	13537	
Locks					6645	



— SA in USc
— Aus in USc

— SA in USc
— Aus in USc

SA Merino Indicator				Buyers			
Indicator Unit	Current Sale	Last Sale	Change	Company	Bales Purchased This Week	% of Purchases	Total Bales Purchased This Season
# SA c/kg	18482	18157	1.8%	G Modiano SA	4041	43.8%	59209
Ave. to date (19/20)	17267	17203	0.4%	Standard Wool SA	2643	28.7%	53883
Ave. to date (18/19)	22190			Lempriere SA	954	10.3%	35633
US c/kg	1206	1203	0.2%	Stucken & Co	564	6.1%	12741
Euro c/kg	1103	1115	-1.1%	Tianyu SA	280	3.0%	20990
AWEX EMI	1581	1581	0.0%	Segard Masurel SA	215	2.3%	7546
				New England Wool SA			1524
Exchange Rates							
Currency Unit	This Week	Previous Week	% Change				
R/USD	15.3207	15.0872	-1.5%				
R/Euro	16.7527	16.2808	-2.9%				
R/AUD	10.0588	10.0013	-0.6%				
USD/AUD	0.6566	0.6628	0.9%				