

# National Weekly Wool Market Report

Season: 2019/2020

Sale Date: 19 & 20 February 2020



CAPE WOOLS SA

Tel: 27-41-4844301  
 Fax: 27-41-4846792  
 E-mail: stats@capewools.co.za  
 Website: www.capewools.co.za

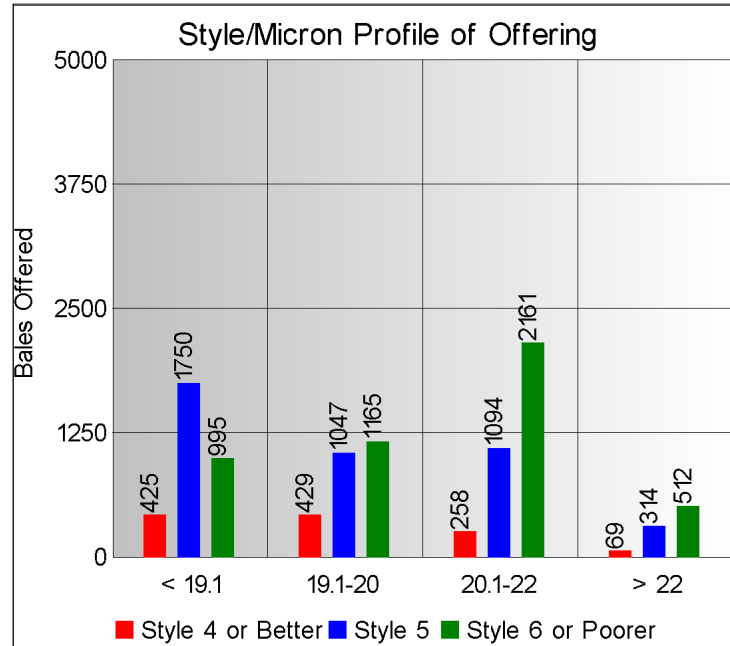
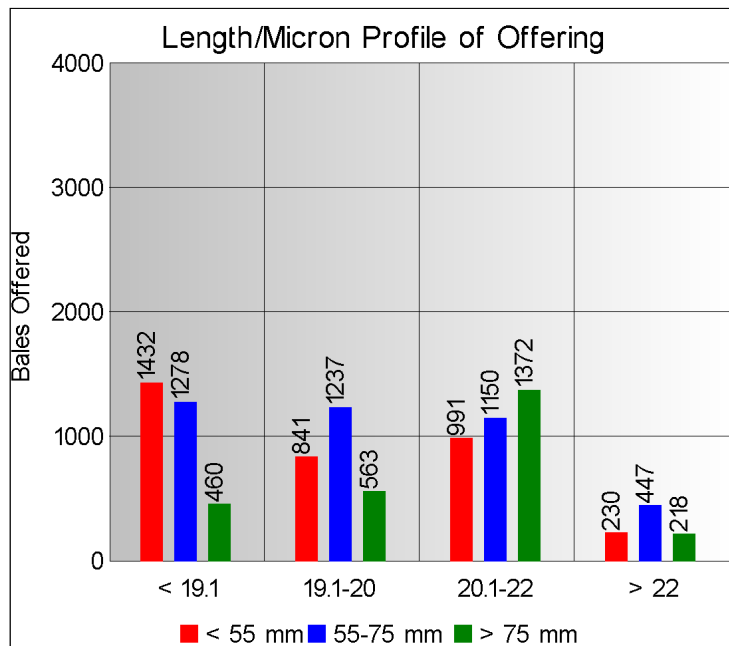
SA Merino Indicator				Buyers			
Indicator Unit	Current Sale	Last Sale	Change	Company	Bales Purchased This Week	% of Purchases	Total Bales Purchased This Season
# SA c/kg	18157	17806	2.0%				
Ave. to date (19/20)	17203	17150	0.3%				
Ave. to date (18/19)	22190						
US c/kg	1203	1195	0.7%				
Euro c/kg	1115	1098	1.6%				
AWEX EMI	1581	1568	0.8%				
Exchange Rates							
Currency Unit	This Week	Previous Week	% Change				
R/USD	15.0872	14.9028	-1.2%	G Modiano SA	3636	35.6%	55313
R/Euro	16.2808	16.2198	-0.4%	Standard Wool SA	2850	27.9%	51309
R/AUD	10.0013	10.0150	0.1%	Lempriere SA	1314	12.9%	34705
USD/AUD	0.6628	0.6717	1.3%	Tianyu SA	1064	10.4%	20763
				Segard Masurel SA	483	4.7%	7332
				Stucken & Co	325	3.2%	12186
				New England Wool SA	2	0.0%	1524

## Analysis of Offerings by Broker This Week (Bales)

Broker	Merino Fleeces	Merino Bellies	Merino Lambs	Merino Backs	Merino Locks	* Other	Total	% Sold
BKB	3506	558	465	0	327	914	5770	97.8%
CMW	1137	181	320	154	270	870	2932	93.8%
HOF	0	0	0	0	0	0	0	
JLW	189	59	40	0	61	92	441	100.0%
MAS	217	79	27	0	16	318	657	65.3%
QWB	111	4	24	0	31	26	196	98.5%
VLW	173	21	0	0	21	8	223	100.0%
<b>Total</b>	<b>5333</b>	<b>902</b>	<b>876</b>	<b>154</b>	<b>726</b>	<b>2228</b>	<b>10219</b>	<b>94.7%</b>

# SA Merino Indicator includes Merino types comparable to international indicators.  
 ## Cape Wools All Wool Indicator, includes all white wool sold at auction.

\* crossbred, coarse and coloured, inferior

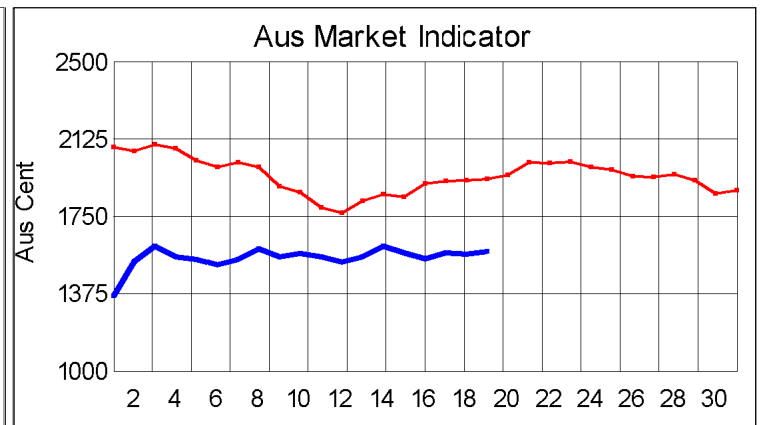
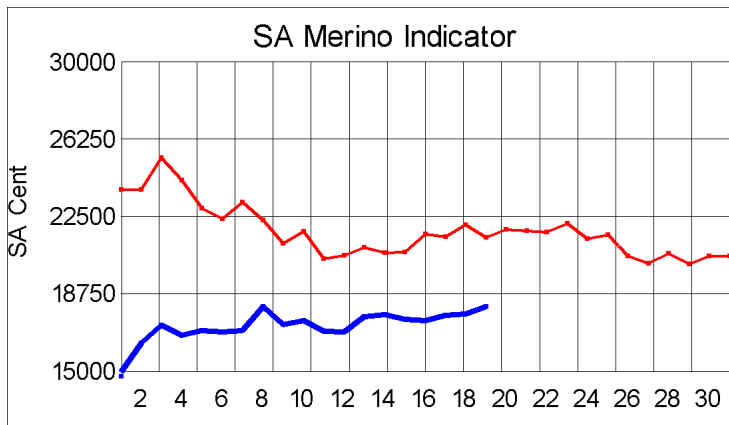


### \* Seasonal Receipts Declared

2019/20 Declared Receipts : 16 February 2020

35,954,447.0

Percentage Change (Year-on-Year) : 4.39



Current Season — Previous Season —

**Average Fleece Wool Prices (c/kg. clean)**  
**Spinners and Good Topmaking Styles (AWEX Types MF4 and MF5)**

Micron	100+mm	90mm	80mm	70mm	60mm	50mm	40mm	30mm	20mm	10mm
18.0		20320	20450	20030	19369	17758	17274			
18.5			19623	19351	18916	18022	16437			
19.0			19204	18809	18650	18055	16048			
19.5			19331	18717	18468	17326	16303			
20.0			18851	18743	18029	17046	15257			
20.5			18521	18467	17761	15906				
21.0			18454	18052	18218					
21.5			18336		18463					
22.0			17942							
22.5			18245							
23.0										
23.5										
24.0										

\* Based on a minimum of 3 lots sold per category

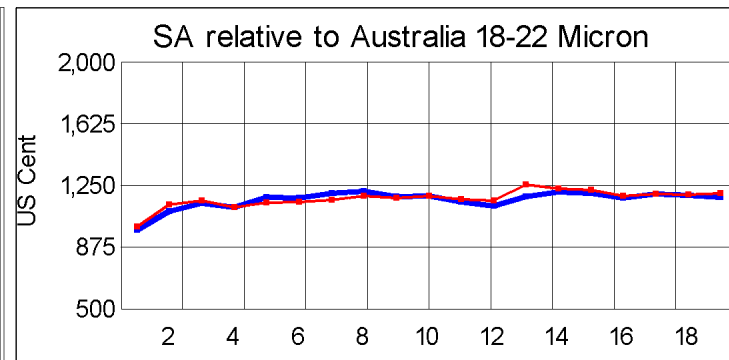
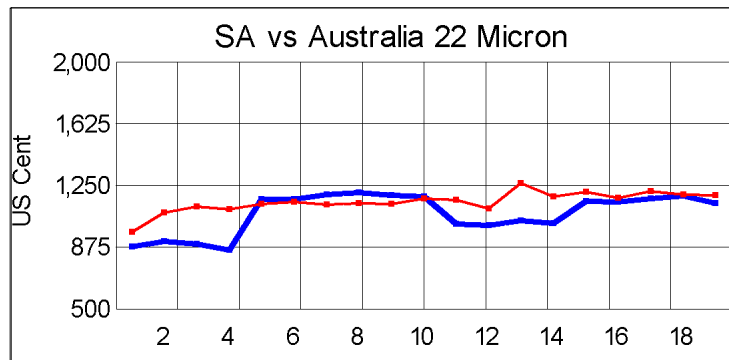
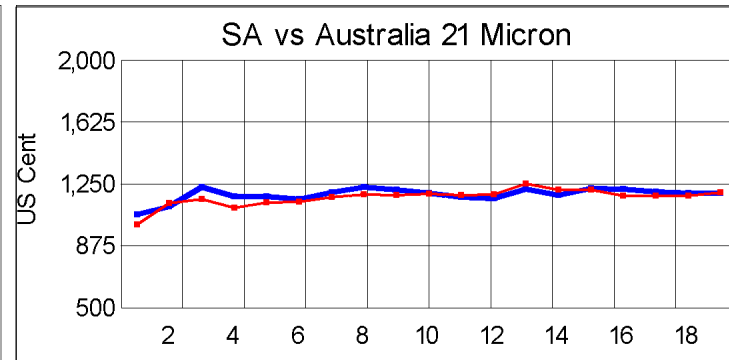
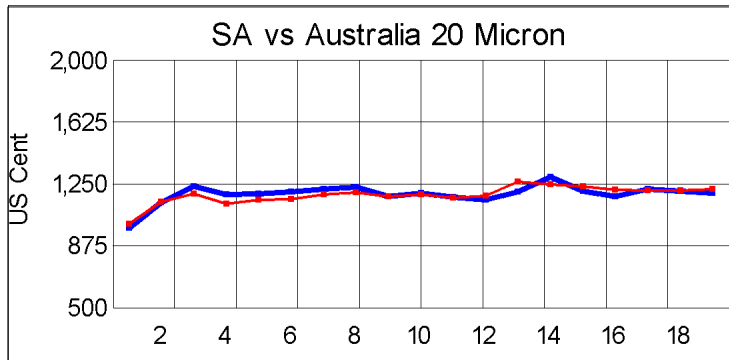
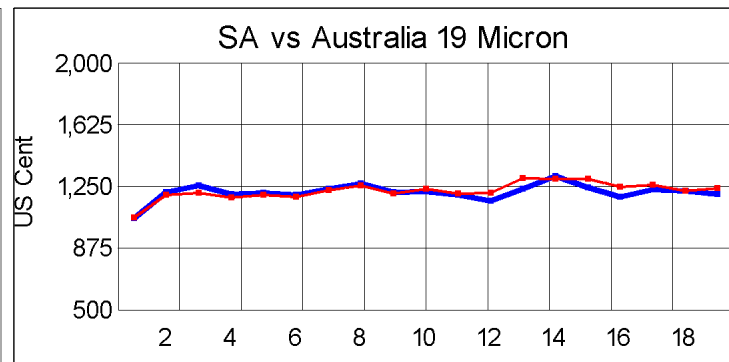
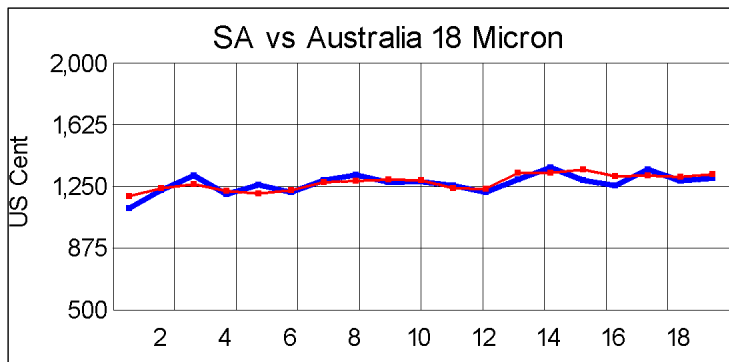
**Average Topmaking Styles (AWEX MF6)**

Micron	100+mm	90mm	80mm	70mm	60mm	50mm	40mm	30mm	20mm	10mm
18.0										
18.5				18179						
19.0				18068		17497				
19.5			18733	17831		16757				
20.0			17671	17975	13030					
20.5					16905					
21.0			17242	17937	16795					
21.5										
22.0										
22.5										
23.0										
23.5										
24.0										

\* Based on a minimum of 3 lots sold per category

**Other Selected Types/Qualities**

	Long			Medium		
	19μ	20μ	21μ	19μ	20μ	21μ
<b>Good Quality</b>						
Lambswool	18402	18059		16393	13595	14594
Bellies	17540	16329	15262	15133	13558	16114
Locks				13435	13326	14118
<b>Average Quality</b>						
Lambswool	17755			16432	14881	
Bellies	17038	16489	15169	14208	12294	12054
Locks				11904	11771	9555
<b>Inferior Quality</b>						
Fleecewool	16208	15359	14316	16867	16867	
Lambswool	18088					
Bellies	16829	17004		14179	12315	5961
Locks			8752	9342		



— SA in USc  
— Aus in USc

— SA in USc  
— Aus in USc

## Market Commentary

### Cape Wools Weekly Market Report - 20 February 2020

Port Elizabeth - The 20th sale of the 2019/20 wool season took place today with 10 219 bales on offer of which 94,7% was sold. The wool market closed 2,0% (351 points) up at a value of R181,57 c/kg (Clean), with the Cape Wools All Wool Indicator closing 1,9% higher. The Australian EMI moved 0,8% up this week.

This week saw the Rand at 1,2% weaker against the US Dollar and 0,4% weaker against the Euro, compared with the average rate at the previous sale. The market improved by 0,7% in US Dollar terms.

The wool market continued its positive trend and opened positively on the first day, with the market strengthening and competition improving throughout the sale, to close 2.0% up. The good quality offering of long, fine merino fleeces attracted even better competition, with a sales clearance of 94.7%. All micron categories showed a positive upward trend.

The Australian market was slightly up this week and with the weaker SA currency and good quality wool on offer, resulted in very positive prices for the South African market. The major buyers on today's sale were: Modiano SA (3 636), Standard Wool SA (2 850), Lempriere SA (1 314) and Tianyu SA (1 064).

The average clean prices for the selection within the different micron categories for good top-making (MF5), long fleeces were as follows: 18,0 microns increased 2,5% to close at R200,26/kg; 18,5 microns moved 1,9% up to close at R194,49/kg; 19 microns gained 2,6% to close at R187,17/kg; 19,5 microns strengthened by 3,0% to close at R191,36/kg; 20 microns was 2,1% stronger to close at R184,56/kg; 20,5 microns won 2,0% to close at R180,54/kg; 21,0 microns recovered 3,4% to close at R181,54/kg; 21,5 microns improved by 0,7% to close at R180,05/kg; 22 microns rose 0,8% to close at 180,09/kg and 22,5 microns climbed by 2,3% to close at R170,29/kg.

The next sale is scheduled for 27 February 2020 where approximately ±8 777 bales will be on sale.

\*The detailed Seasonal Receivals Declared Report can be viewed at [www.capewools.co.za](http://www.capewools.co.za)