

National Weekly Wool Market Report

Season: 2019/2020

Sale Date: 13 February 2020



CAPE WOOLS SA

Tel: 27-41-4844301
 Fax: 27-41-4846792
 E-mail: stats@capewools.co.za
 Website: www.capewools.co.za

SA Merino Indicator				Buyers			
Indicator Unit	Current Sale	Last Sale	Change	Company	Bales Purchased This Week	% of Purchases	Total Bales Purchased This Season
# SA c/kg	17806	17741	0.4%	Lempriere SA	1748	31.9%	33398
Ave. to date (19/20)	17150	17111	0.2%	Standard Wool SA	1691	30.8%	48485
Ave. to date (18/19)	22227			G Modiano SA	1023	18.6%	51677
US c/kg	1195	1200	-0.5%	Segard Masurel SA	277	5.1%	6849
Euro c/kg	1098	1091	0.6%	Stucken & Co	200	3.6%	11861
AWEX EMI	1568	1577	-0.6%	Tianyu SA	175	3.2%	19699
				New England Wool SA	34	0.6%	1522

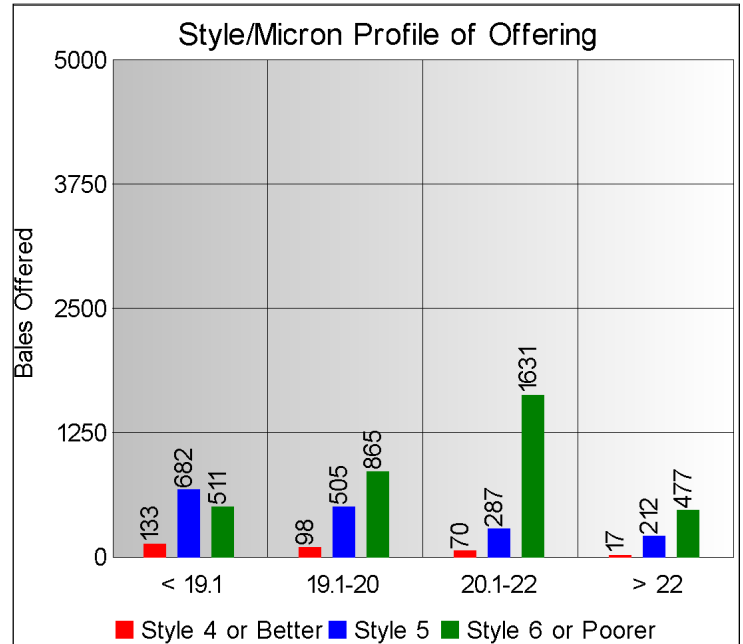
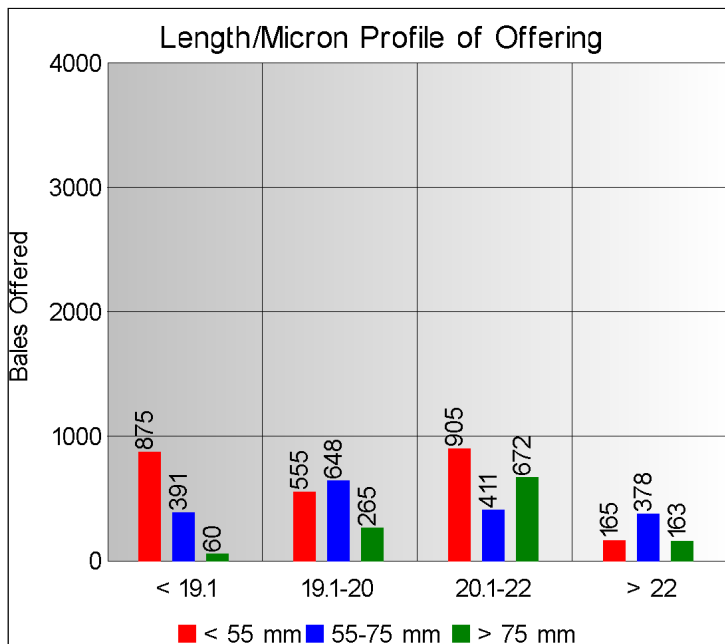
Exchange Rates			
Currency Unit	This Week	Previous Week	% Change
R/USD	14.9028	14.7822	-0.8%
R/Euro	16.2198	16.2562	0.2%
R/AUD	10.0150	9.9753	-0.4%
USD/AUD	0.6717	0.6751	0.5%

Analysis of Offerings by Broker This Week (Bales)

Broker	Merino Fleeces	Merino Bellies	Merino Lambs	Merino Backs	Merino Locks	* Other	Total	% Sold
BKB	1734	411	211	0	378	637	3371	96.9%
CMW	405	181	176	67	153	618	1600	93.9%
HOF	0	0	0	0	0	0	0	
JLW	0	0	0	0	0	0	0	
MAS	0	0	0	0	0	0	0	
QWB	137	79	91	0	29	181	517	72.9%
VLW	0	0	0	0	0	0	0	
Total	2276	671	478	67	560	1436	5488	93.8%

SA Merino Indicator includes Merino types comparable to international indicators.
 ## Cape Wools All Wool Indicator, includes all white wool sold at auction.

* crossbred, coarse and coloured, inferior

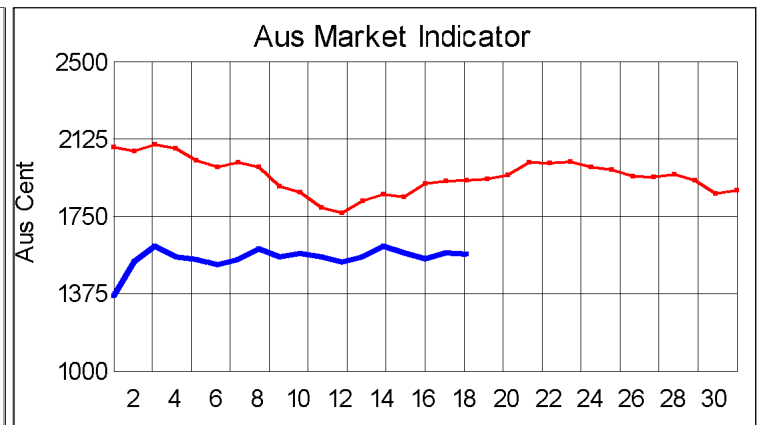
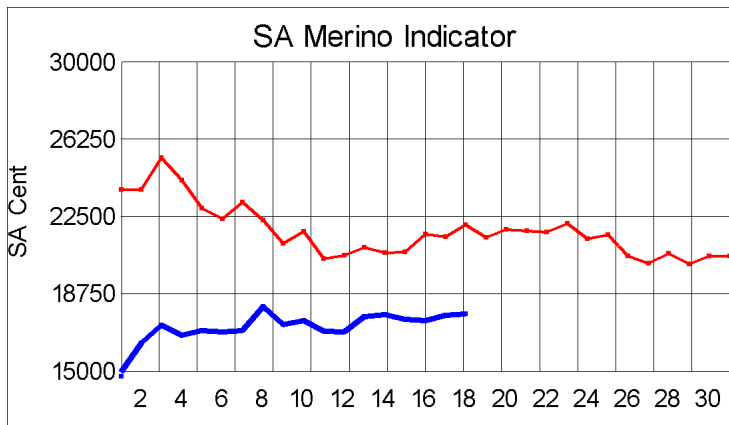


* Seasonal Receipts Declared

2019/20 Declared Receipts : 09 February 2020

34,404,483.1

Percentage Change (Year-on-Year) : 2.74



Current Season ■ Previous Season ■

Average Fleece Wool Prices (c/kg. clean)
Spinners and Good Topmaking Styles (AWEX Types MF4 and MF5)

Micron	100+mm	90mm	80mm	70mm	60mm	50mm	40mm	30mm	20mm	10mm
18.0			20158	19797						
18.5				19103	18508	17753	15012			
19.0			19239	18324	17321	16906	14915			
19.5			18589	18016	17665	16994				
20.0			18329	18476	18189	16333	14516			
20.5			18954	17571						
21.0				17585						
21.5			18719							
22.0				17805						
22.5										
23.0										
23.5										
24.0										

* Based on a minimum of 3 lots sold per category

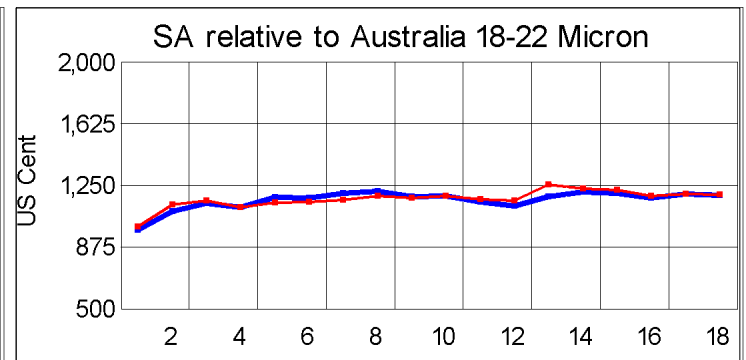
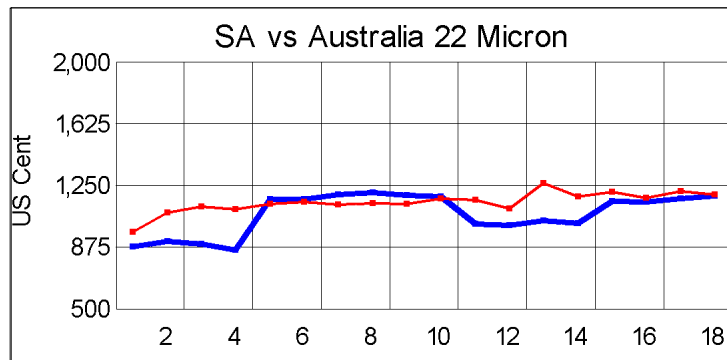
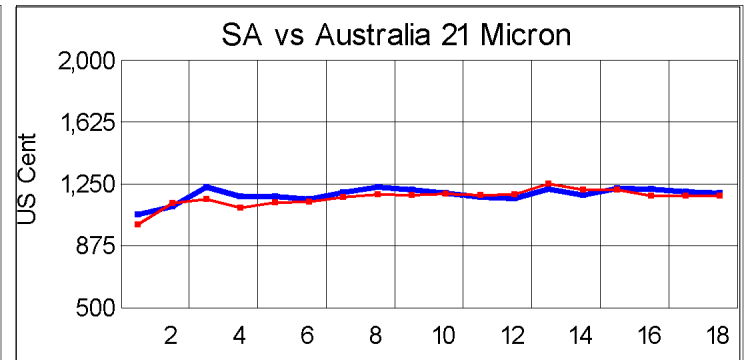
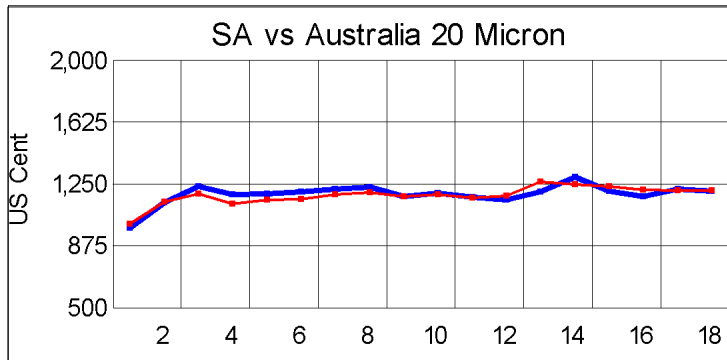
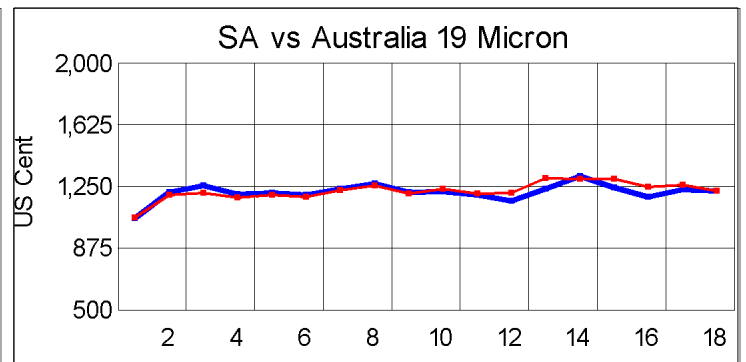
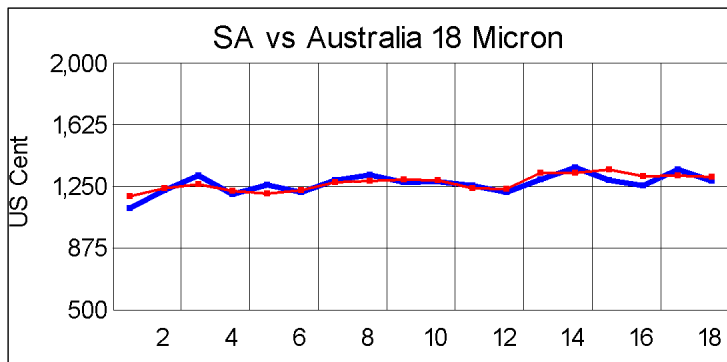
Average Topmaking Styles (AWEX MF6)

Micron	100+mm	90mm	80mm	70mm	60mm	50mm	40mm	30mm	20mm	10mm
18.0										
18.5										
19.0										
19.5				17351						
20.0										
20.5										
21.0										
21.5										
22.0										
22.5										
23.0										
23.5										
24.0										

* Based on a minimum of 3 lots sold per category

Other Selected Types/Qualities

	Long			Medium		
	19μ	20μ	21μ	19μ	20μ	21μ
Good Quality						
Lambswool	18368	18776		14637	17087	
Bellies	15776			15649	12193	
Locks				13982	11713	10277
Average Quality						
Lambswool			16093	15592	12293	
Bellies		16667		13508	13573	
Locks				11272	9851	11070
Inferior Quality						
Fleecewool	17578			15334	14454	
Lambswool	18006					
Bellies	15506			13651	12949	
Locks				9058	10056	



— SA in USc
— Aus in USc

— SA in USc
— Aus in USc

Market Commentary

Cape Wools Weekly Market Report - 13 February 2020

Port Elizabeth - The 19th sale of the 2019/20 wool season took place today with 5 488 bales on offer of which 93,8% was sold. The wool market closed 0,4% (65 points) up at a value of R178,06 c/kg (Clean), with the Cape Wools All Wool Indicator closing 0,4% higher. The Australian EMI moved 0,6% down this week. This week saw the Rand at 0,8% weaker against the US Dollar and 0,2% stronger against the Euro, compared with the average rate at the previous sale. The market weakened by 0,5% in US Dollar terms.

Today's sale consisted of a small offering of 5488 bales, with a limited quantity of pure merino fleeces on offer. Although medium length wools experienced downward pressure, the fine micron wools lifted the market and resulted in the market gaining 0.4%, as more than 80% of the offering was below 20 micron. Good competition was once again evident for the better quality lots on offer, with the market also supported by the weaker SA currency. The performance of the South African market is encouraging, as the Australian market still closed down slightly, by 0.6 % this week. The major buyers on today's sale were: Lempriere SA (1 748), Standard Wool SA (1 691), Modiano SA (1 023) and Segard Masurel SA (277).

The average clean prices for the selection within the different micron categories for good top-making (MF5), long fleeces were as follows: 18,0 microns increased 0,3% to close at R195,38/kg; 18,5 microns moved 0,3% up to close at R190,89/kg; 19 microns lost 2,2% to close at R182,46/kg; 19,5 microns strengthened by 0,3% to close at R185,79/kg; 20 microns was 0,8% stronger to close at R180,81/kg; 20,5 microns lost 0,8% to close at R176,93/kg; 21,0 microns recovered 0,7% to close at R175,63/kg; 21,5 microns improved by 3,7% to close at R178,87/kg; 22 microns fell 0,8% to close at 178,58/kg and 22,5 microns declined by 1,4% to close at R166,42/kg.

The next sale is scheduled for 20 February 2020 where approximately ±9 973 bales will be on sale.

*The detailed Seasonal Receivals Declared Report can be viewed at www.capewools.co.za