

National Weekly Wool Market Report

Season: 2019/2020

Sale Date: 08 & 09 January 2020



CAPE WOOLS SA

Tel: 27-41-4844301
 Fax: 27-41-4846792
 E-mail: stats@capewools.co.za
 Website: www.capewools.co.za

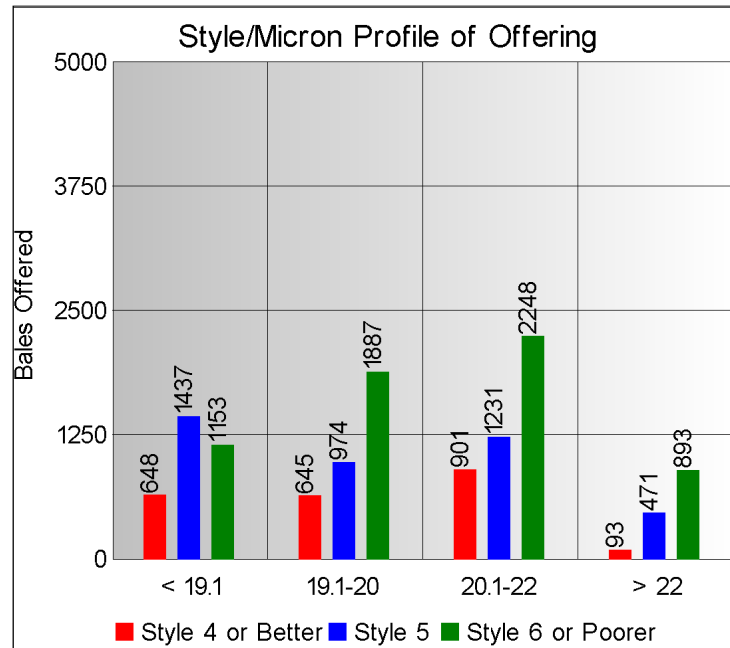
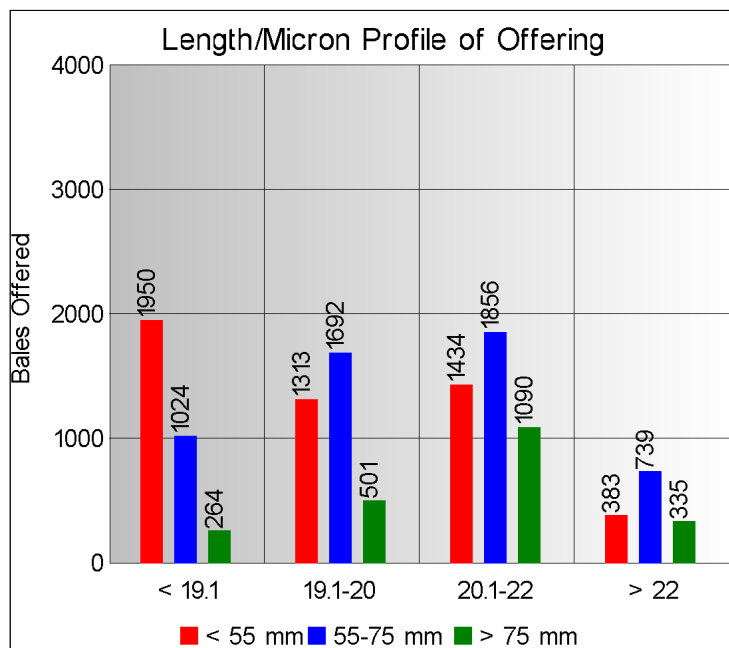
SA Merino Indicator				Buyers			
Indicator Unit	Current Sale	Last Sale	Change	Company	Bales Purchased This Week	% of Purchases	Total Bales Purchased This Season
# SA c/kg	17647	16917	4.3%				
Ave. to date (19/20)	16954	16896	0.3%				
Ave. to date (18/19)	22559						
US c/kg	1247	1147	8.8%				
Euro c/kg	1123	1042	7.8%				
AWEX EMI	1558	1530	1.8%				
Exchange Rates							
Currency Unit	This Week	Previous Week	% Change				
R/USD	14.1498	14.7529	4.1%	G Modiano SA	3506	27.9%	40163
R/Euro	15.7196	16.2384	3.2%	Standard Wool SA	3265	26.0%	36657
R/AUD	9.7109	9.9840	2.7%	Tianyu SA	2585	20.6%	16588
USD/AUD	0.6862	0.6765	-1.4%	Lempriere SA	1739	13.8%	23279
				Segard Masurel SA	576	4.6%	5468
				Stucken & Co	422	3.4%	9826
				New England Wool SA			1429

Analysis of Offerings by Broker This Week (Bales)

Broker	Merino Fleeces	Merino Bellies	Merino Lambs	Merino Backs	Merino Locks	* Other	Total	% Sold
BKB	4814	447	753	0	307	1070	7391	94.5%
CMW	1861	198	464	217	192	265	3197	97.7%
HOF	0	0	0	0	0	0	0	
JLW	302	35	34	0	9	86	466	99.8%
MAS	226	28	24	0	26	119	423	100.0%
QWB	428	52	38	0	96	66	680	99.7%
VLW	237	43	91	0	22	31	424	99.5%
Total	7868	803	1404	217	652	1637	12581	96.1%

SA Merino Indicator includes Merino types comparable to international indicators.
 ## Cape Wools All Wool Indicator, includes all white wool sold at auction.

* crossbred, coarse and coloured, inferior



* Seasonal Receipts Declared

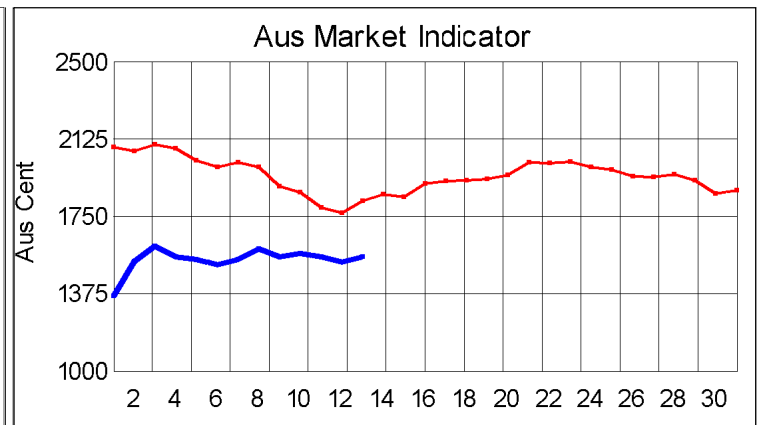
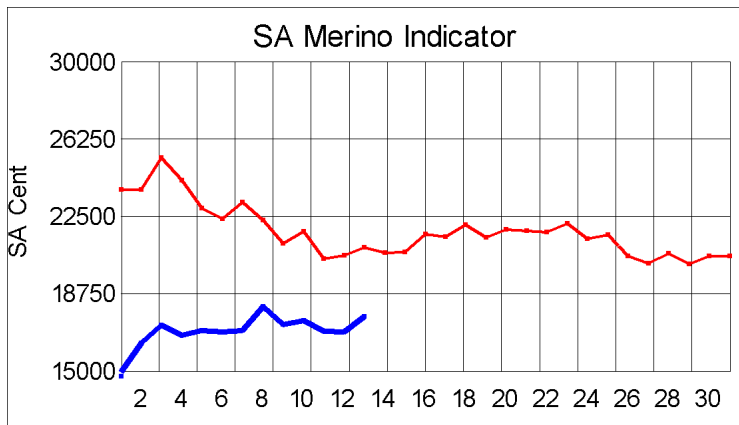
2019/20 Declared Receipts : 01 December 2019

26,128,191.6

2019/20 Declared Receipts : 22 December 2019

27,658,023.1

Percentage Change (Year-on-Year) : -0.16



Current Season ■ Previous Season ■

Average Fleece Wool Prices (c/kg. clean)
Spinners and Good Topmaking Styles (AWEX Types MF4 and MF5)

Micron	100+mm	90mm	80mm	70mm	60mm	50mm	40mm	30mm	20mm	10mm
18.0				19586	18934	18439	17820			
18.5		18919	18812	19161	18691	17849	17262			
19.0			18985	18816	18144	17500	16698			
19.5			18277	18441	17906	17221	16383			
20.0			18255	18398	17698	16601	15648			
20.5			18543	18121	18040	16259	15651			
21.0		18213	18307	18242	17443	16307	13966			
21.5		18290	17876	17515		16665	14191			
22.0			17922	18354	17016	15871				
22.5		17967		17196						
23.0				15813						
23.5										
24.0			15866							

* Based on a minimum of 3 lots sold per category

Average Topmaking Styles (AWEX MF6)

Micron	100+mm	90mm	80mm	70mm	60mm	50mm	40mm	30mm	20mm	10mm
18.0			19274			17961				
18.5				18036	17657					
19.0				17413	17469		17263			
19.5				17459	17222	16046	14495			
20.0			17767	17227	17170	16026				
20.5			17950	17026	16875	15689	13705			
21.0			17645	16884	17640	16364				
21.5			17300							
22.0										
22.5										
23.0										
23.5										
24.0										

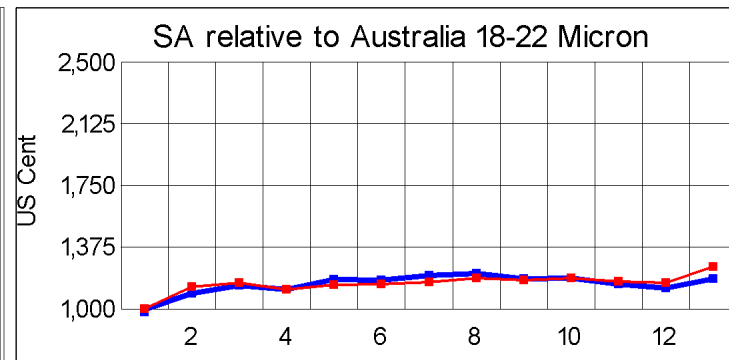
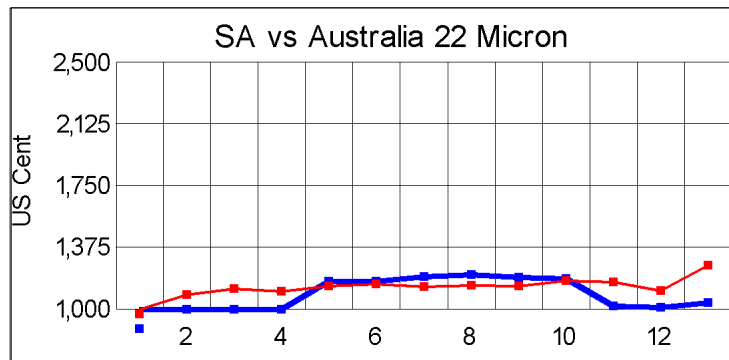
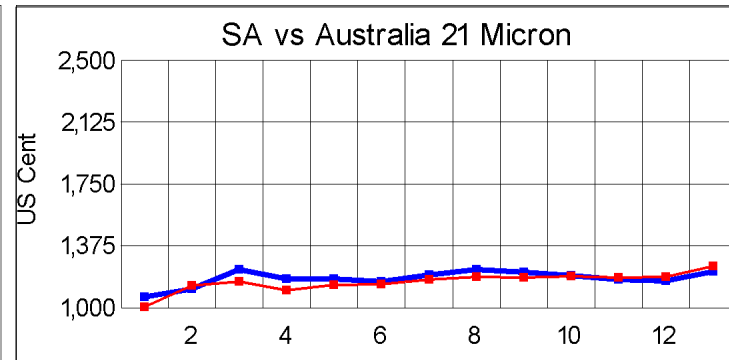
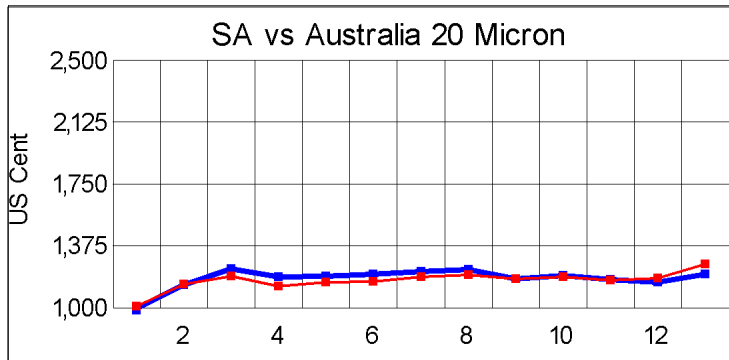
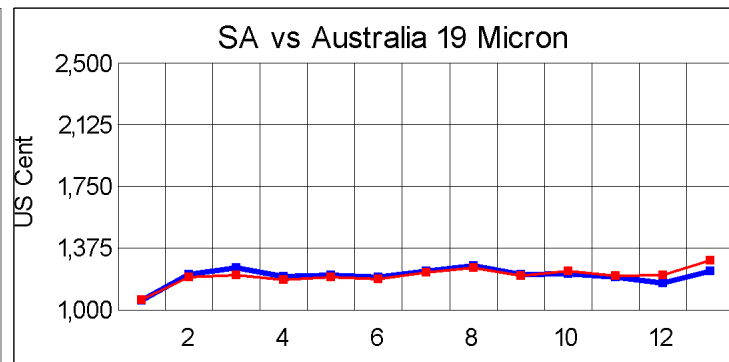
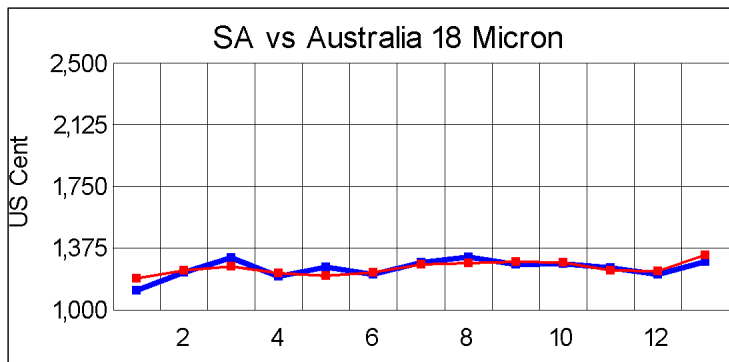
* Based on a minimum of 3 lots sold per category

Other Selected Types/Qualities

Long

Medium

	19μ	20μ	21μ	19μ	20μ	21μ
Good Quality						
Lambswool	18414	18010	17250	16018	15915	
Bellies	16560	15745		14988	15043	
Locks				14723	12996	13077
Average Quality						
Lambswool	17526	17219	16786	14023	16148	10073
Bellies	16543	15006		14784	14221	13065
Locks				11706	9980	12760
Inferior Quality						
Fleecewool	17396	15056	14844	16165	15174	10384
Lambswool	18224	17311			12880	
Bellies				14187	13587	9665
Locks					9696	



— SA in USc
— Aus in USc

— SA in USc
— Aus in USc

Market Commentary

Cape Wools Weekly Market Report-09 January 2020

Port Elizabeth - The 2019/20 wool season resumed in Port Elizabeth today, with 12 599 bales on offer of which 96,1% was sold. The wool market closed 4,3% (730 points) up at a value of R176,47 c/kg (Clean), with the Cape Wools All Wool Indicator closing 4,3% higher. The Australian EMI moved 1,8% up from the last sale. This week saw the Rand at 4,1% stronger against the US Dollar and 3,2% stronger against the Euro, compared with the average rate at the previous sale. The market improved by 8,8% in US Dollar terms.

The offering consisted of some good quality wool, with a large volume of wool in the 20,1 to 22 micron category. With no sale taking place in Australia this week, the market took its cue from the good results achieved in Australia on the last sale in December, to close 4,3% up from the last sale on R176,47 per kg. This positive result was achieved despite the 4,1% strengthening of the SA Rand against the USD and led to a significant increase of 8,8% in the market in USD terms.

There was very good competition amongst the buying houses, with some micron categories performing better than the market, as buyers had to secure stock for their orders from limited supply availability. Sustainable certified lots once again attracted good competition with short wools underperforming due to the very small quantity available to the market. The major buyers on today's sale were: Modiano SA (3 506), Standard Wool SA (3 265), Tianyu SA (2 585) and Lempiere SA (1 739).

The average clean prices for the selection within the different micron categories for good top-making (MF5), long fleeces were as follows: 18,0 microns increased 3,7% to close at R189,24/kg; 18,5 microns moved 2,7% up to close at R186,09/kg; 19 microns gained 2,9% to close at R184,13/kg; 19,5 microns strengthened by 3,5% to close at R183,23/kg; 20 microns was 2,8% stronger to close at R179,22/kg; 20,5 microns won 6,2% to close at R177,88/kg; 21,0 microns recovered 1,2% to close at R177,50/kg; 21,5 microns improved by 1,9% to close at R174,841/kg; 22 microns rose 6,6% to close at 179,41/kg and 22,5 microns climbed by 4,9% to close at R172,05/kg.

The next sale is scheduled for 16 January 2020 where approximately ±11 067 bales will be on sale.