

National Weekly Wool Market Report

Season: 2013/2014

Sale Date: 4&5 March 2013



CAPE WOOLS SA

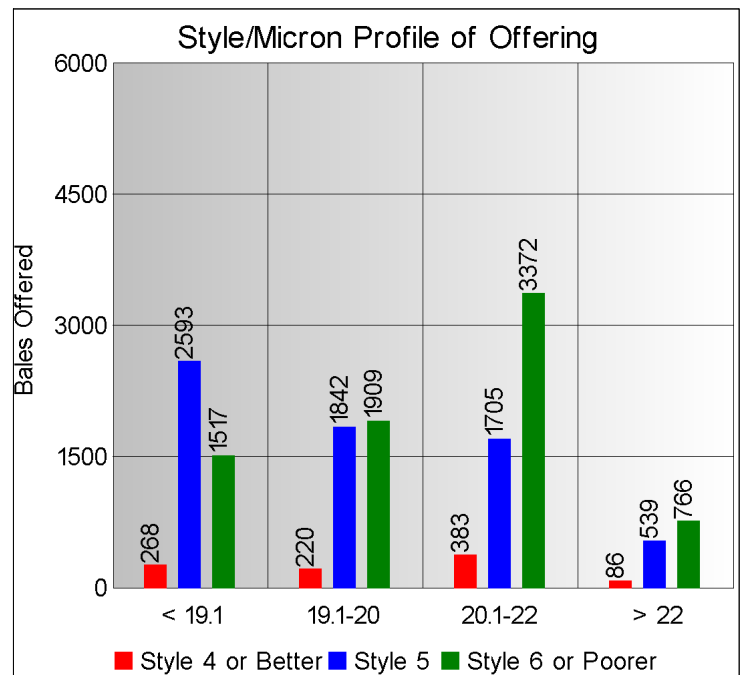
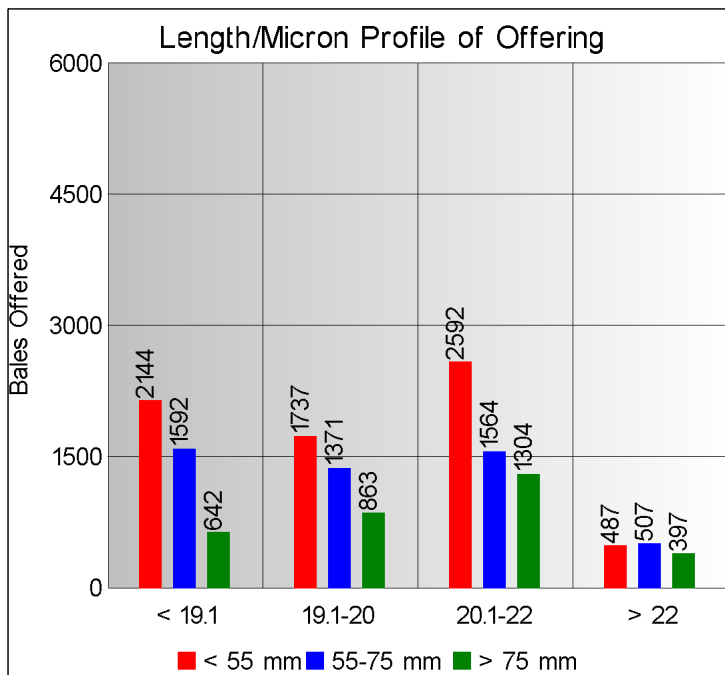
Tel: 27-41-4844301
 Fax: 27-41-4846792
 E-mail: stats@capewools.co.za
 Website: www.capewools.co.za

Market Indicators				Buyers			
Indicator Unit	Current Sale	Last Sale	Change	Company	Bales Purchased This Week	% of Purchases	Total Bales Purchased This Season
SA c/kg	11484	11517	-0.3%	Standard Wool SA	4550	29.9%	63214
Ave. to date (12/13)	11450	11448	0.0%	Lempriere SA	3073	20.2%	57485
Ave. to date (11/12)	10146			Stucken & Co	2358	15.5%	34171
US c/kg	1072	1078	-0.5%	G Modiano SA	1834	12.1%	54331
Euro c/kg	781	785	-0.5%	Segard Masurel SA	1534	10.1%	13153
AWEX EMI	1076	1081	-0.5%	Infinite Wool SA	821	5.4%	12448
Exchange Rates				H Dawson Sons & Co	445	2.9%	6002
Currency Unit	This Week	Previous Week	% Change	New England Wool SA	202	1.3%	1783
R/USD	10.7105	10.6835	-0.3%	Chargeurs Wool SA	96	0.6%	2535
R/Euro	14.7040	14.6787	-0.2%				
R/AUD	9.6002	9.6238	0.2%				
USD/AUD	0.8961	0.9009	0.5%				

Analysis of Offerings by Broker This Week (Bales)

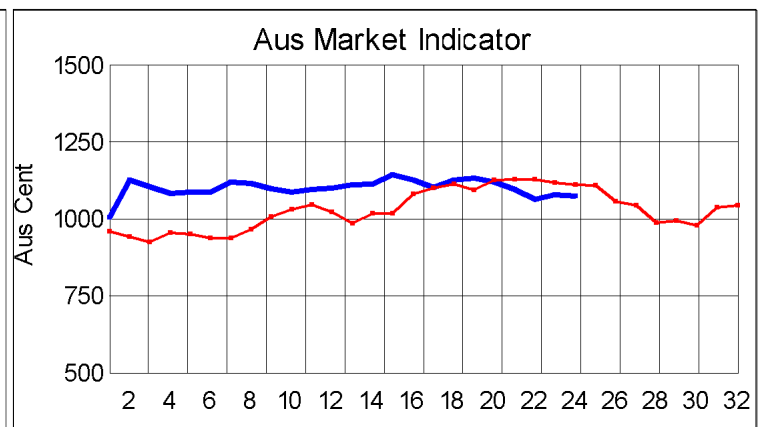
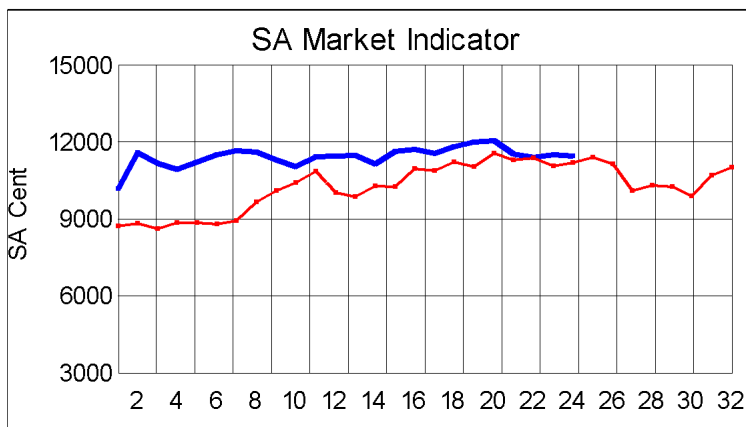
Broker	Merino Fleeces	Merino Bellies	Merino Lambs	Merino Backs	Merino Locks	* Other	Total	% Sold
BKB	4942	632	865	681	687	1511	9318	98.5%
CMW	1716	241	364	244	205	545	3315	97.6%
JLW	72	12	19	5	15	12	135	100.0%
MAS	394	24	124	37	123	1001	1703	95.9%
SBL	135	31	46	8	41	71	332	100.0%
VLW	204	38	45	23	35	52	397	99.5%
Total	7463	978	1463	998	1106	3192	15200	98.1%

* Crossbred types, Coarse and Coloured and Inferior



Receipts 2012/2013 Season

Season to Date (Kg.) 41,253,608.5 Previous Season to Date 39,325,820.5 Percentage Change: 4.90%



Current Season — Previous Season

Average Fleece Wool Prices (c/kg. clean)
Spinners and Good Topmaking Styles (AWEX Types MF4 and MF5)

Micron	100+mm	90mm	80mm	70mm	60mm	50mm	40mm	30mm	20mm	10mm
18.0		12241	12493	12611	12246	11714	11056			
18.5			12246	12136	11700	11602				
19.0		11910	12009	12019	11427	11243	10519			
19.5		11856	11809	11786	11636	11043	10707			
20.0		11583	11651	11611	11392	10809	10090			
20.5		11643	11791	11588	11359	10748	9652			
21.0		11677	11712	11759	11463	10661	9988			
21.5		11824	11639	11767		10515				
22.0		12020	11710	11499	11218					
22.5			11311	11320	11195					
23.0										
23.5										
24.0										

* Based on a minimum of 3 lots sold per category

Average Topmaking Styles (AWEX MF6)

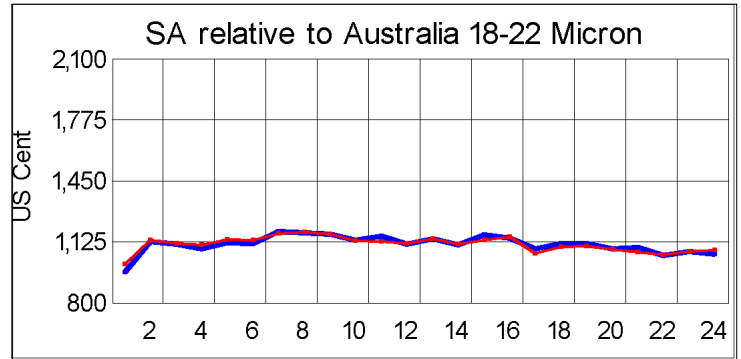
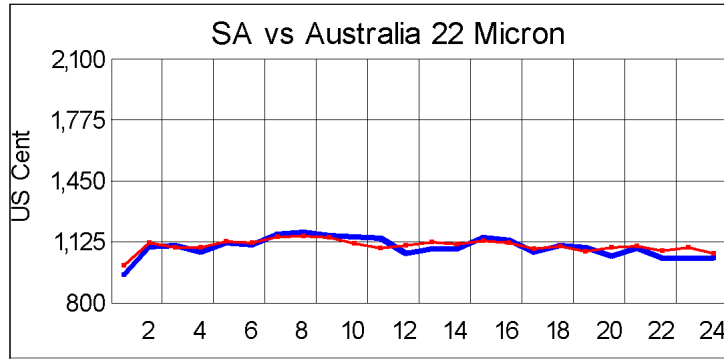
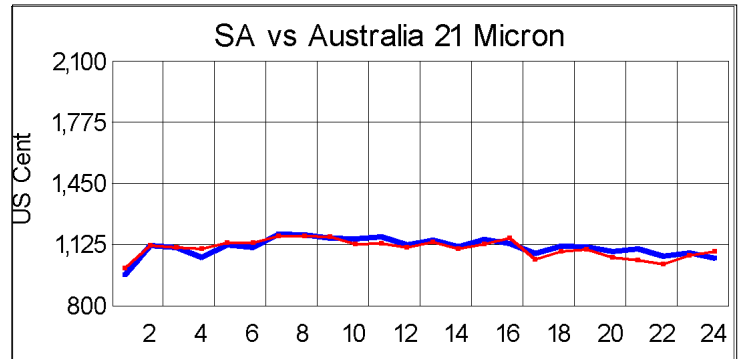
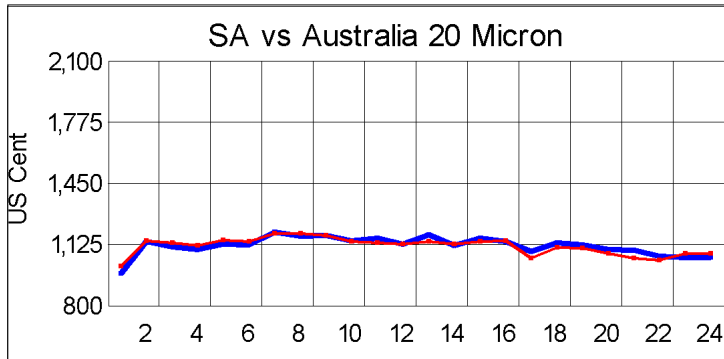
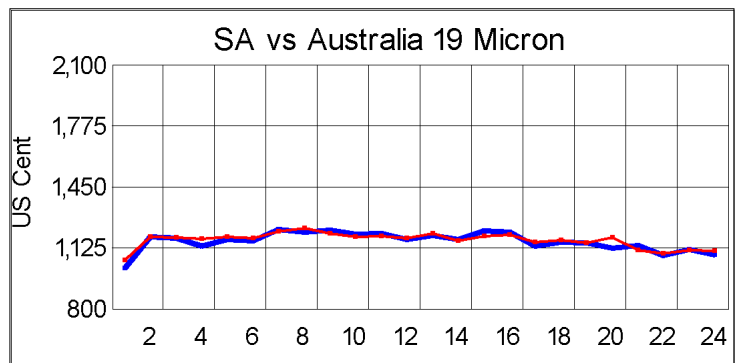
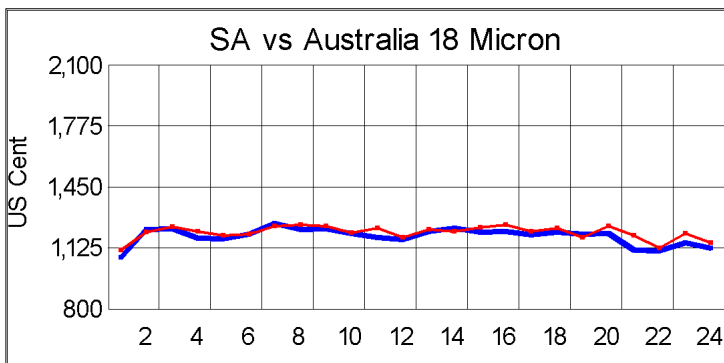
Micron	100+mm	90mm	80mm	70mm	60mm	50mm	40mm	30mm	20mm	10mm
18.0										
18.5						11303				
19.0			11771				9939			
19.5				11635			10388			
20.0			11636	11264	11195					
20.5			11284	11296	10045	10866				
21.0			11297	11162						
21.5						8457				
22.0			11254							
22.5										
23.0										
23.5										
24.0										

* Based on a minimum of 3 lots sold per category

Other Selected Types/Qualities

Long Medium

	19μ	20μ	21μ	19μ	20μ	21μ
Good Quality						
Lambswool	11769	11584		11048	10777	8476
Bellies	11178	11407		10545	10269	10840
Locks		9298		9900	8924	8091
Average Quality						
Lambswool	11682	10119	10989	10407	9831	8410
Bellies	10903	10760	10587	10347	9895	8798
Locks				9281	8144	7762
Inferior Quality						
Fleecewool	11346	11175	10903	11122	10932	8511
Lambswool	11770	11354		10844		
Bellies	10815		10674	9434	8549	8663
Locks		7262		8152	7831	7261



— SA in USc
— Aus in USc

— SA in USc
— Aus in USc

Market Commentary

WOOL MARKET REMAINS UNCHANGED

The wool market was virtually unchanged amid a large offering and the Cape Wools Merino indicator closed down a marginal 0,3% at R114,84/kg (clean).

This is 12,6% higher than the opening sale and 2,4% higher than the corresponding sale of the previous season.

The rand has weakened slightly over the past few days following unrest in the platinum mining industry. The rand traded at an average rate of R10,71 against the US dollar, which was down a negligible 0,3% on the average rate at the previous sale. At R14,70 it was 0,2% weaker against the euro.

It was a large offering of 15 200 bales of which 98% was sold.

Traders attributed the current market conditions to the significantly large offering and to the strengthening of the rand against the US dollar over the past few weeks. There was strong competition for good quality coarse wool of 21 microns and stronger due to limited supply thereof.

Major buyers were Standard Wools (4 550), Lempriere (3 073), Stucken & Co (2 358), Modiano (1 834) and Segard Masurel (1 534).

The average clean prices for the different categories good top-making (MF5), long fleeces were as follows: 18 microns were down by 3,9% to R123,63/kg, 18,5 microns rose by 2% to R122,44/kg, 19 microns remained unchanged at R119,25/kg, 19,5 microns were up by 1,2% to close at R116,88/kg, 21 microns rose by 2,2% to R116,82/kg, 21,5 microns gained 3,8% to close at R116,25/kg and 22 microns shed 2,6% to close at R114,27/kg.

The next sale is scheduled for 12 March where approximately 8 000 bales will come under the hammer.