

National Weekly Wool Market Report

Season: 2013/2014

Sale Date: 12 March 2014



CAPE WOOLS SA

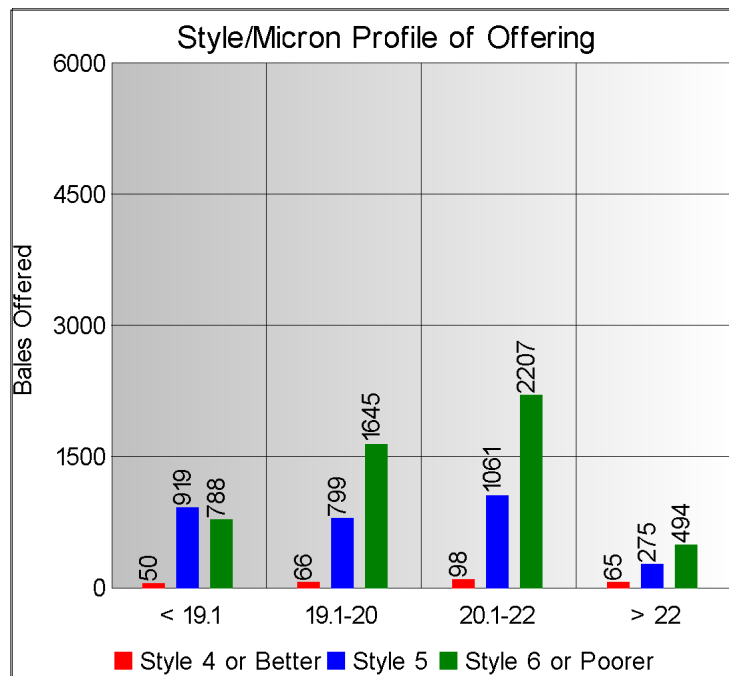
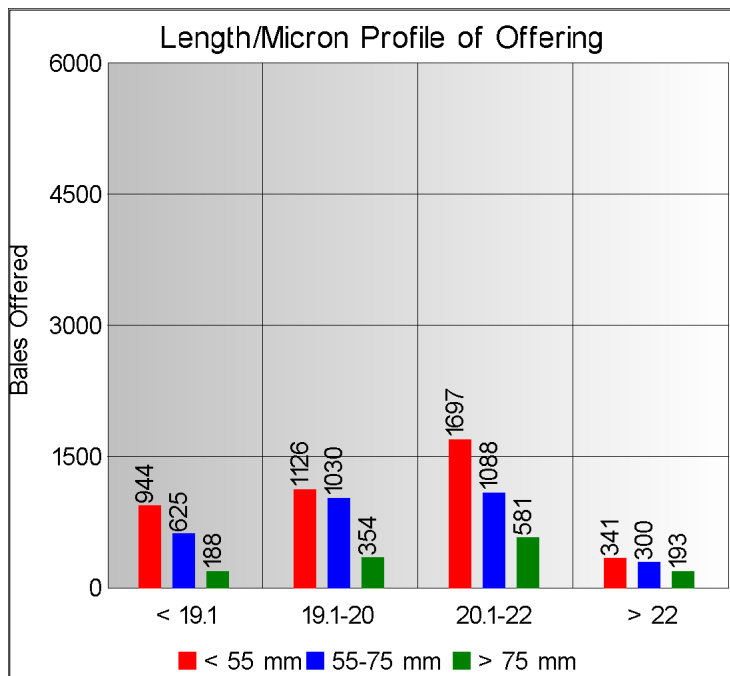
Tel: 27-41-4844301
 Fax: 27-41-4846792
 E-mail: stats@capewools.co.za
 Website: www.capewools.co.za

| Market Indicators | | | | Buyers | | | |
|----------------------|--------------|---------------|----------|---------------------|---------------------------|----------------|-----------------------------------|
| Indicator Unit | Current Sale | Last Sale | Change | Company | Bales Purchased This Week | % of Purchases | Total Bales Purchased This Season |
| SA c/kg | 11481 | 11484 | -0.0% | Standard Wool SA | 2542 | 30.0% | 65756 |
| Ave. to date (12/13) | 11451 | 11450 | 0.0% | Lempriere SA | 1916 | 22.6% | 59401 |
| Ave. to date (11/12) | 10197 | | | G Modiano SA | 1267 | 15.0% | 55598 |
| US c/kg | 1056 | 1072 | -1.5% | Stucken & Co | 1212 | 14.3% | 35383 |
| Euro c/kg | 764 | 781 | -2.2% | Segard Masurel SA | 478 | 5.7% | 13631 |
| AWEX EMI | 1064 | 1076 | -1.1% | Infinite Wool SA | 413 | 4.9% | 12861 |
| Exchange Rates | | | | H Dawson Sons & Co | 263 | 3.1% | 6265 |
| Currency Unit | This Week | Previous Week | % Change | Chargeurs Wool SA | 108 | 1.3% | 2643 |
| R/USD | 10.8742 | 10.7105 | -1.5% | New England Wool SA | 93 | 1.1% | 1876 |
| R/Euro | 15.0370 | 14.7040 | -2.3% | | | | |
| R/AUD | 9.7304 | 9.6002 | -1.4% | | | | |
| USD/AUD | 0.8945 | 0.8961 | 0.2% | | | | |

Analysis of Offerings by Broker This Week (Bales)

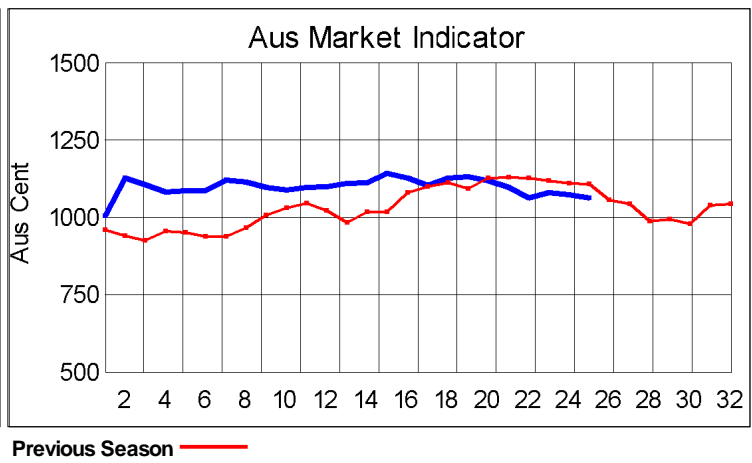
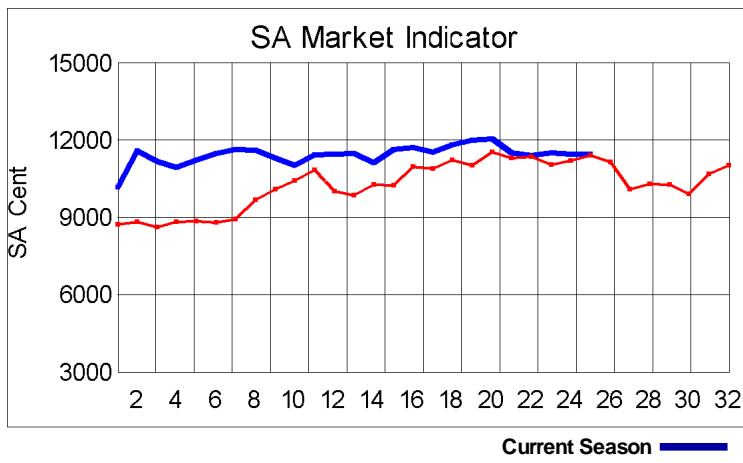
| Broker | Merino Fleeces | Merino Bellies | Merino Lambs | Merino Backs | Merino Locks | * Other | Total | % Sold |
|--------------|----------------|----------------|--------------|--------------|--------------|-------------|-------------|--------------|
| BKB | 2610 | 397 | 701 | 660 | 417 | 1358 | 6143 | 99.5% |
| CMW | 1167 | 118 | 214 | 121 | 98 | 606 | 2324 | 93.7% |
| MAS | 0 | 0 | 0 | 0 | 0 | 0 | 0 | |
| SBL | 0 | 0 | 0 | 0 | 0 | 0 | 0 | |
| VLW | 0 | 0 | 0 | 0 | 0 | 0 | 0 | |
| Total | 3777 | 515 | 915 | 781 | 515 | 1964 | 8467 | 97.9% |

* Crossbred types, Coarse and Coloured and Inferior



Receipts 2012/2013 Season

Season to Date (Kg.) 42,529,471.0 Previous Season to Date 40,084,648.7 Percentage Change: 6.10%



Current Season — Previous Season

**Average Fleece Wool Prices (c/kg. clean)
Spinners and Good Topmaking Styles (AWEX Types MF4 and MF5)**

| Micron | 100+mm | 90mm | 80mm | 70mm | 60mm | 50mm | 40mm | 30mm | 20mm | 10mm |
|--------|--------|-------|-------|-------|-------|-------|-------|------|------|------|
| 18.0 | | | 12492 | 12515 | | | | | | |
| 18.5 | | | | 12327 | 11825 | 11576 | 10988 | 9104 | | |
| 19.0 | | | 12092 | 12091 | 11870 | 11213 | 10824 | 9297 | | |
| 19.5 | | | 11790 | 11943 | 11613 | 11165 | 10236 | | | |
| 20.0 | | | 11748 | 11691 | 11567 | | 10283 | | | |
| 20.5 | | 11606 | 11622 | 11645 | | 10896 | 9921 | | | |
| 21.0 | | 11717 | 11591 | 11760 | 11240 | 11181 | 9513 | | | |
| 21.5 | | | 11681 | 11716 | | 10694 | | | | |
| 22.0 | | | 11602 | | | | 9382 | | | |
| 22.5 | | | | | | | | | | |
| 23.0 | | | | | | | | | | |
| 23.5 | | | | | | | | | | |
| 24.0 | | | | | | | | | | |

* Based on a minimum of 3 lots sold per category

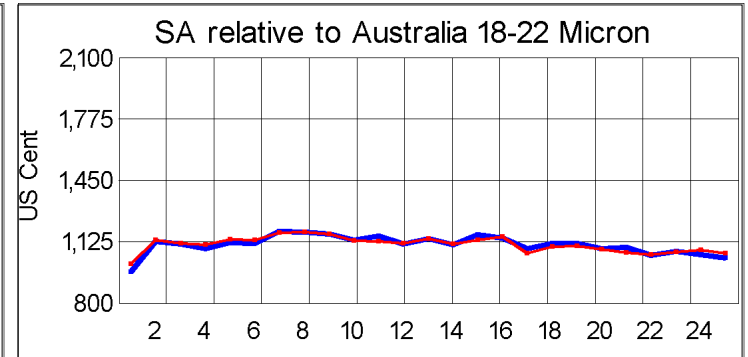
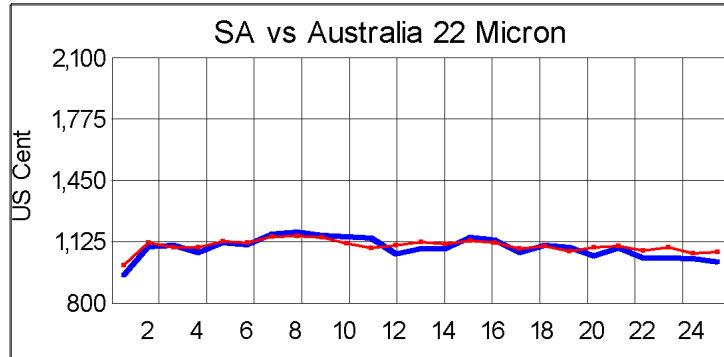
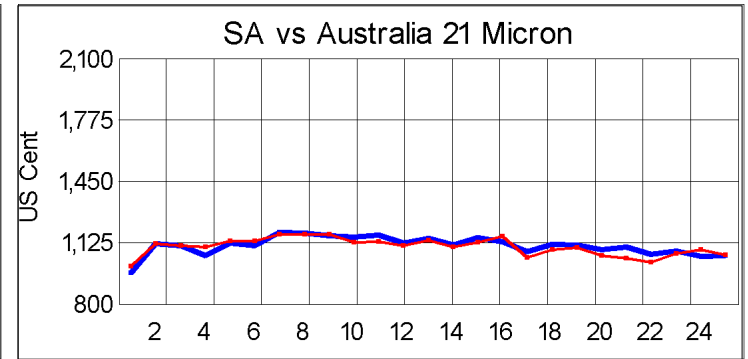
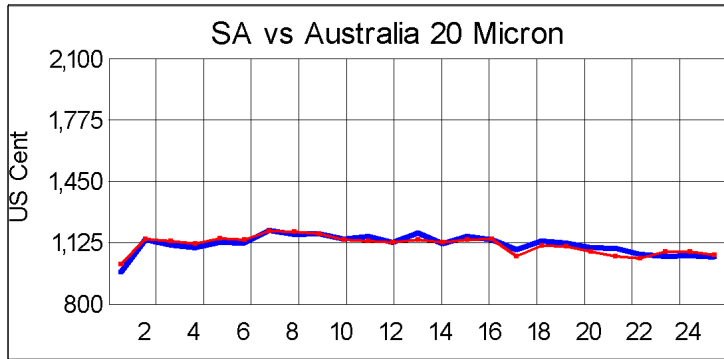
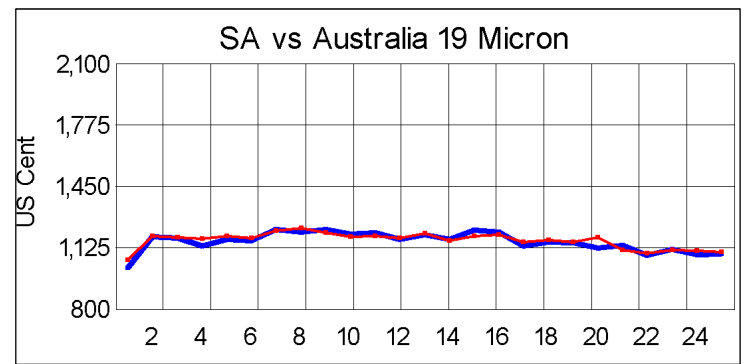
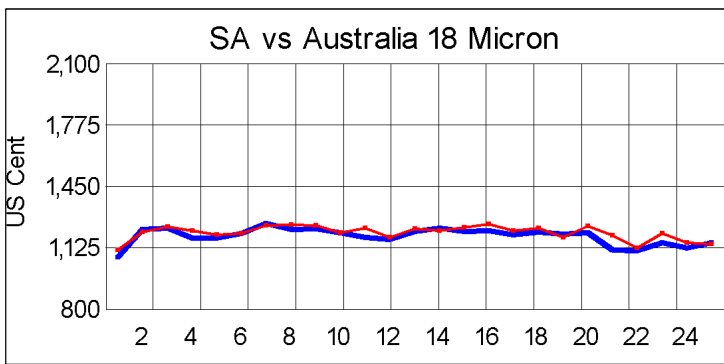
Average Topmaking Styles (AWEX MF6)

| Micron | 100+mm | 90mm | 80mm | 70mm | 60mm | 50mm | 40mm | 30mm | 20mm | 10mm |
|--------|--------|------|------|-------|------|-------|------|------|------|------|
| 18.0 | | | | | | | | | | |
| 18.5 | | | | | | | | | | |
| 19.0 | | | | | | | | | | |
| 19.5 | | | | | | | | | | |
| 20.0 | | | | | | | | | | |
| 20.5 | | | | 11488 | | 9837 | 8883 | | | |
| 21.0 | | | | | | 10591 | | | | |
| 21.5 | | | | | | | | | | |
| 22.0 | | | | | | | | | | |
| 22.5 | | | | | | | | | | |
| 23.0 | | | | | | | | | | |
| 23.5 | | | | | | | | | | |
| 24.0 | | | | | | | | | | |

* Based on a minimum of 3 lots sold per category

Other Selected Types/Qualities

| | Long | | | Medium | | |
|-------------------------|-------|-------|-------|--------|-------|-------|
| | 19μ | 20μ | 21μ | 19μ | 20μ | 21μ |
| Good Quality | | | | | | |
| Lambswool | 11838 | 11728 | | 11029 | 11015 | 8798 |
| Bellies | 11153 | | | 10764 | 10090 | 10716 |
| Locks | | | | 9389 | 7846 | 7812 |
| Average Quality | | | | | | |
| Lambswool | 11771 | 11082 | | 10226 | 9336 | 9796 |
| Bellies | 10599 | 10533 | 10586 | 10094 | 8759 | 9039 |
| Locks | 9184 | 9184 | | 8474 | 8551 | 7298 |
| Inferior Quality | | | | | | |
| Fleecewool | 11372 | 11232 | 11069 | 11303 | 10828 | 9942 |
| Lambswool | 11213 | | | 10862 | | |
| Bellies | | | | 9210 | 9234 | 8594 |
| Locks | | 7136 | 6879 | 7633 | 7602 | 7280 |



— SA in USc
— Aus in USc

— SA in USc
— Aus in USc

Market Commentary

WOOL PRICE LEVELS SUSTAINED

The wool market continued to uphold the previous week's prices and the Cape Wools Merino indicator remained unchanged to close at R114,81/kg (clean). This is a 12,6% increase on the opening sale and a 0,5% increase on the corresponding sale of the previous season.

Buyers reported decent competition for better style long fleece wool, especially on the finer end. Furthermore, the local market seemed to follow the international trend as the Australian market decreased by 1,1%.

The rand on the day traded 1,5% weaker at R10,87 against the US dollar, compared with last week's average rate, and weakened 2,3% against the euro at R15,03.

A total of 8467 bales were offered of which 98% was sold.

Major buyers were Standard Wool (2 542), Lempriere (1 916), Modiano (1 267) and Stucken & Co (1 212).

The average clean prices for the different categories good top -making (MF5), long fleeces were as follows: 18 microns were up by 0,9% to R124,79/kg, 18,5 microns weakened by 2,8% to R119,03/kg, 19,5 microns rose with 0,1% to close at R116,98/kg, 20 microns were down 0,2% to close at R115,52 /kg, 20.5 microns lost 0,8% to R115,37/kg and 21 microns were 1,3% cheaper at R115,33/kg.

Approximately 13 000 bales will be on offer at the next auction on the 26 March 2014.