

# National Weekly Wool Market Report

Season: 2018/2019

Sale Date: 16 & 17 April 2019



CAPE WOOLS SA

Tel: 27-41-4844301  
 Fax: 27-41-4846792  
 E-mail: stats@capewools.co.za  
 Website: www.capewools.co.za

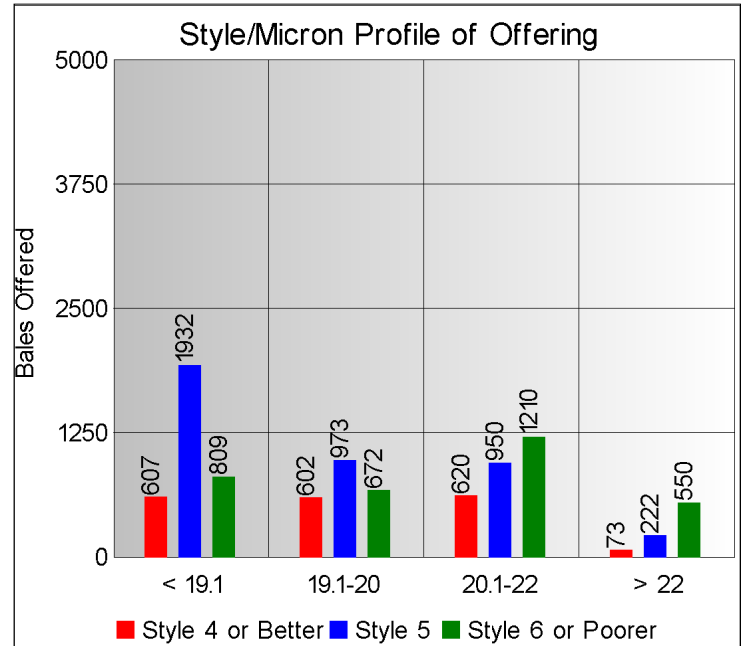
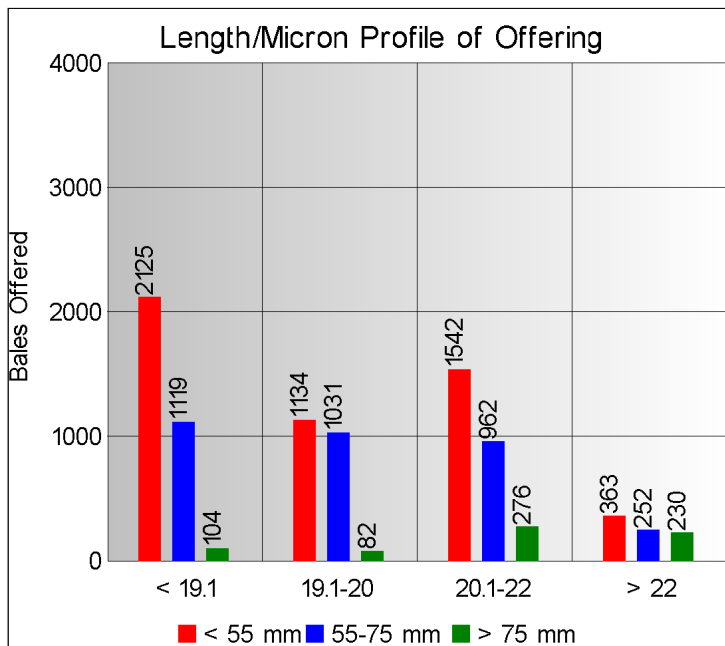
SA Merino Indicator				Buyers			
Indicator Unit	Current Sale	Last Sale	Change	Company	Bales Purchased This Week	% of Purchases	Total Bales Purchased This Season
# SA c/kg	20242	20584	-1.7%	G Modiano SA	3075	33.4%	75582
Ave. to date (18/19)	21975	22035	-0.3%	Standard Wool SA	2945	31.9%	62457
Ave. to date (17/18)	18380			Tianyu SA	1147	12.4%	35368
US c/kg	1451	1455	-0.3%	Lempriere SA	263	2.9%	29718
Euro c/kg	1283	1295	-0.9%	Stucken & Co	237	2.6%	18385
AWEX EMI	1943	1946	-0.2%	New England Wool SA	196	2.1%	2797
Exchange Rates				Segard Masurel SA	109	1.2%	7993
Currency Unit	This Week	Previous Week	% Change	H Dawson Sons & Co			
R/USD	13.9517	14.1496	1.4%				
R/Euro	15.7784	15.9009	0.8%				
R/AUD	10.0397	10.0704	0.3%				
USD/AUD	0.7196	0.7117	-1.1%				

## Analysis of Offerings by Broker This Week (Bales)

Broker	Merino Fleeces	Merino Bellies	Merino Lambs	Merino Backs	Merino Locks	* Other	Total	% Sold
BKB	3107	516	671	0	403	666	5363	87.4%
CMW	1235	175	260	119	144	246	2179	90.2%
JLW	34	11	10	0	8	15	78	100.0%
MAS	186	42	34	0	30	189	481	74.4%
QWB	344	30	69	0	62	234	739	71.9%
SBL	84	1	13	0	9	16	123	100.0%
VLW	161	17	42	0	18	19	257	89.9%
<b>Total</b>	<b>5151</b>	<b>792</b>	<b>1099</b>	<b>119</b>	<b>674</b>	<b>1385</b>	<b>9220</b>	<b>86.5%</b>

# SA Merino Indicator includes Merino types comparable to international indicators.  
 ## Cape Wools All Wool Indicator, includes all white wool sold at auction.

\* crossbred, coarse and coloured, inferior



## \* Seasonal Receipts Declared

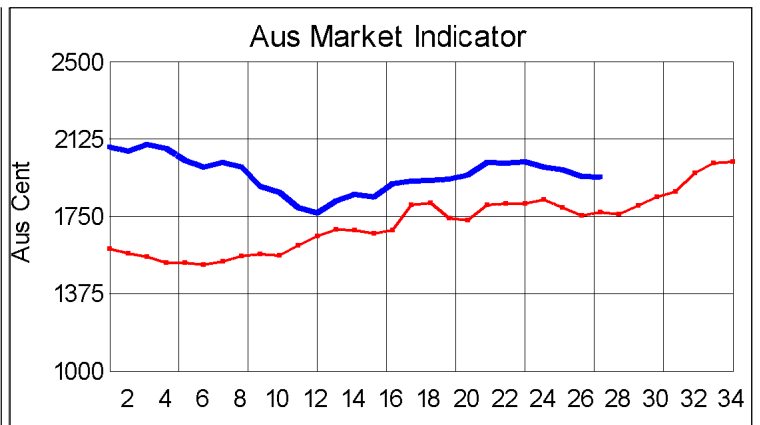
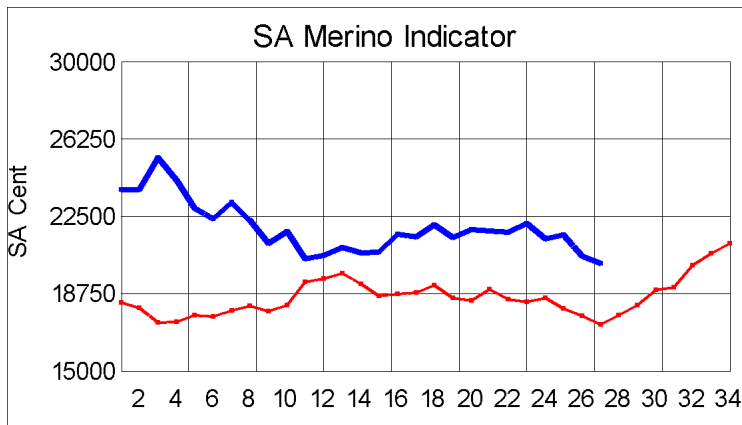
2018/19 Declared Receipts : 24 March 2019

37,893,727.8

2018/19 Declared Receipts : 14 April 2019

39,768,530.5

Percentage Change (Year-on-Year) : -11.95



Current Season — Previous Season

**Average Fleece Wool Prices (c/kg. clean)**  
**Spinners and Good Topmaking Styles (AWEX Types MF4 and MF5)**

Micron	100+mm	90mm	80mm	70mm	60mm	50mm	40mm	30mm	20mm	10mm
18.0			23060	22771	21117	19641	17402			
18.5			22434	22883	20637	19499	17786			
19.0			22598	21969	20174	18834	16645			
19.5				21442	19881	18270	15502			
20.0			21753	21283	19614	18164	16174			
20.5			21813	21509	20024	17438	15597			
21.0			21566	21184	20016	17984	15049			
21.5			21414	21086	19290	16751				
22.0			21315			17425				
22.5										
23.0										
23.5				19481						
24.0										

\* Based on a minimum of 3 lots sold per category

**Average Topmaking Styles (AWEX MF6)**

Micron	100+mm	90mm	80mm	70mm	60mm	50mm	40mm	30mm	20mm	10mm
18.0							14895			
18.5										
19.0						18602				
19.5						17664				
20.0				20397		17423	12686			
20.5				21037	18723		13367			
21.0					18628		12030			
21.5						16365				
22.0							12242			
22.5										
23.0										
23.5										
24.0										

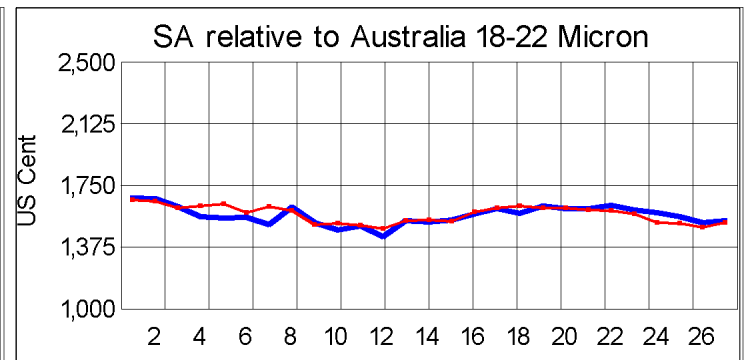
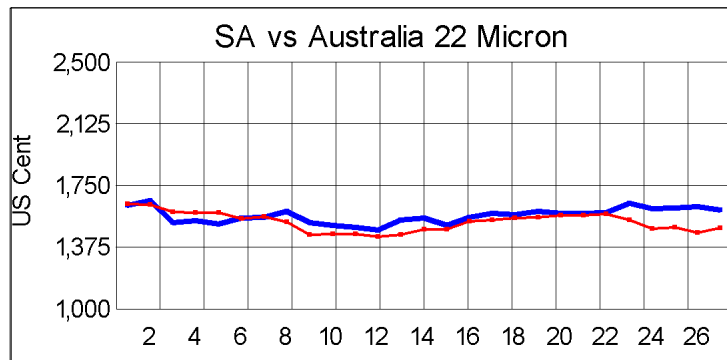
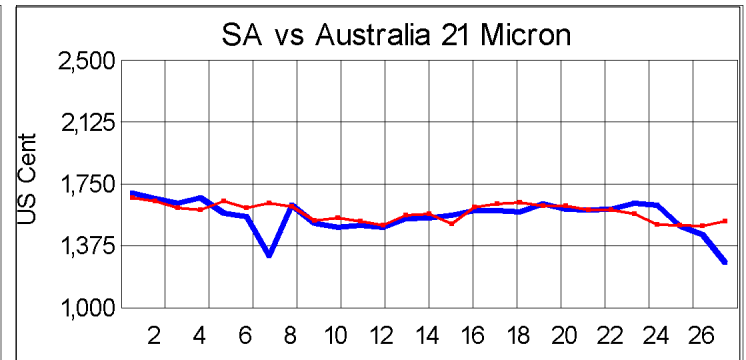
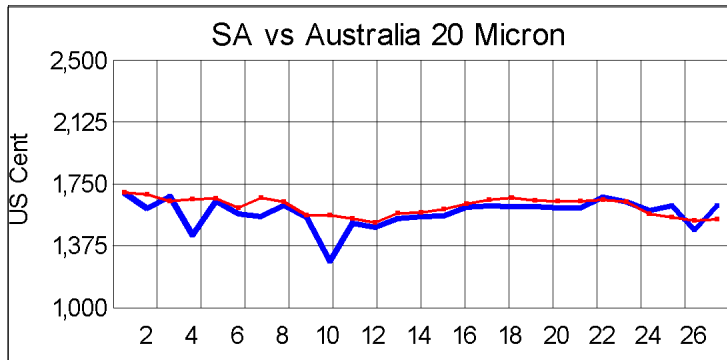
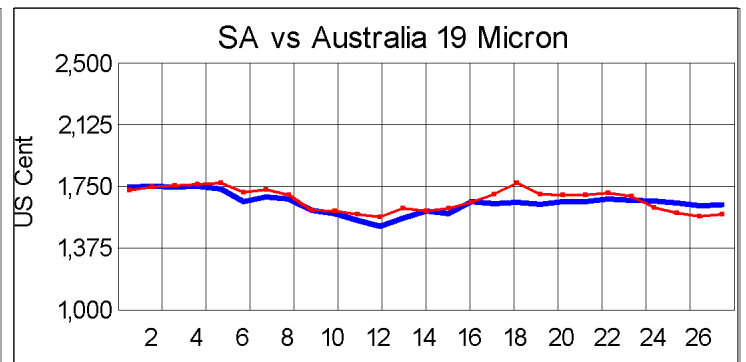
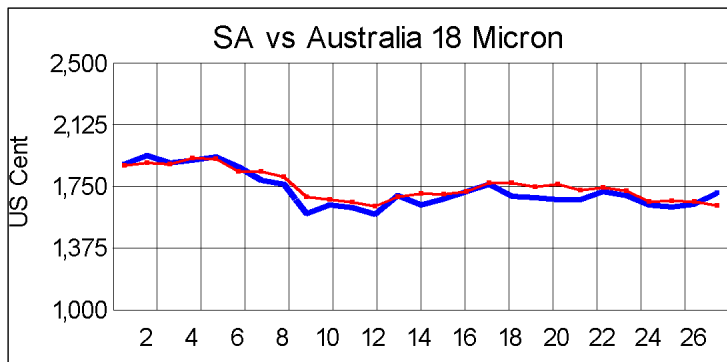
\* Based on a minimum of 3 lots sold per category

**Other Selected Types/Qualities**

Long

Medium

	19μ	20μ	21μ	19μ	20μ	21μ
<b>Good Quality</b>						
Lambswool	20970	20239	18978	15804	15547	17971
Bellies	18423	18197	16348	13967	11718	13830
Locks				12657		
<b>Average Quality</b>						
Lambswool	19895	20172	20549	15321	15348	18261
Bellies	18365		16995	14323	12084	12083
Locks				12192	9095	12355
<b>Inferior Quality</b>						
Fleecewool	19615	19017	16980	17111	16288	14257
Lambswool			18492		13641	13974
Bellies	14342	15777	17226	13265	12124	13400
Locks				9298	9530	8908



— SA in USc  
— Aus in USc

— SA in USc  
— Aus in USc

## Market Commentary

### Cape Wools Weekly Market Report 17 April 2019

Port Elizabeth - The 30th sale of the 2018/19 wool season took place today with 9 220 bales on offer of which 86,5% was sold. The wool market closed 1,7% (342 points) down at a value of R202,42 c/kg (Clean), with the Cape Wools All Wool Indicator closing 1,7% lower. The Australian EMI moved 0,2% down/unchanged this week.

This week saw the Rand at 1,4% stronger against the US Dollar and 0,8% stronger against the Euro, compared with the average rate at the previous sale. The market weakened by 0,3% in US Dollar terms.

The wool market held up considerably well today, considering the continued difficult trading environment, with the market shedding 1,7% from the previous sale and a sales clearance of 86,4%. Long, good quality merino fleeces held their price levels with medium and long wool once again experiencing downward pressure of up to 7%. The offering also consisted of a large volume of medium length wool. The major buyers on today's sale were: G Modiano SA (3 075), Standard Wool SA (2 945), Tianyu SA (1 147) and Lempriere SA (263).

The average clean prices for the selection within the different micron categories for good top-making (MF5), long fleeces were as follows: 18,0 microns decreased 2,8% to close at R228,09/kg; 18,5 microns moved 0,2% down to close at R224,97/kg; 19 microns lost 0,6% to close at R220,95/kg; 19,5 microns weakened by 0,2% to close at R217,80/kg; 20 microns was 0,7% weaker to close at R214,88/kg; 20,5 microns won 1,6% to close at R215,42/kg; 21,0 microns recovered 0,6% to close at R213,07/kg; 21,5 microns improved by 1,0% to close at R212,13/kg; 22 microns rose 0,4% to close at 208,12/kg and 22,5 microns declined by 2,3% to close at R199,79/kg.

The next sale is scheduled for 09 Mei 2019.

\*The detailed Seasonal Receipts Declared Report can be viewed at [www.capewools.co.za](http://www.capewools.co.za)