

National Weekly Wool Market Report

Season: 2018/2019

Sale Date: 20 March 2019



CAPE WOOLS SA

Tel: 27-41-4844301
 Fax: 27-41-4846792
 E-mail: stats@capewools.co.za
 Website: www.capewools.co.za

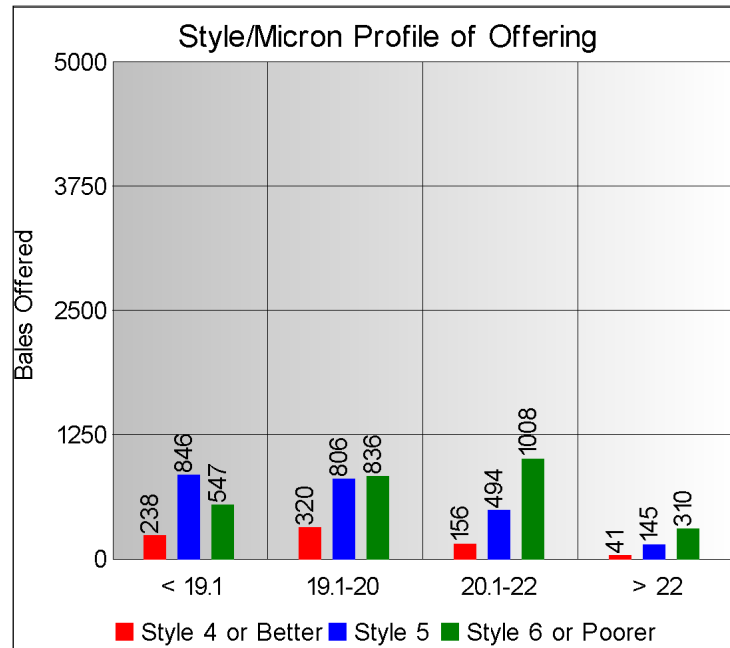
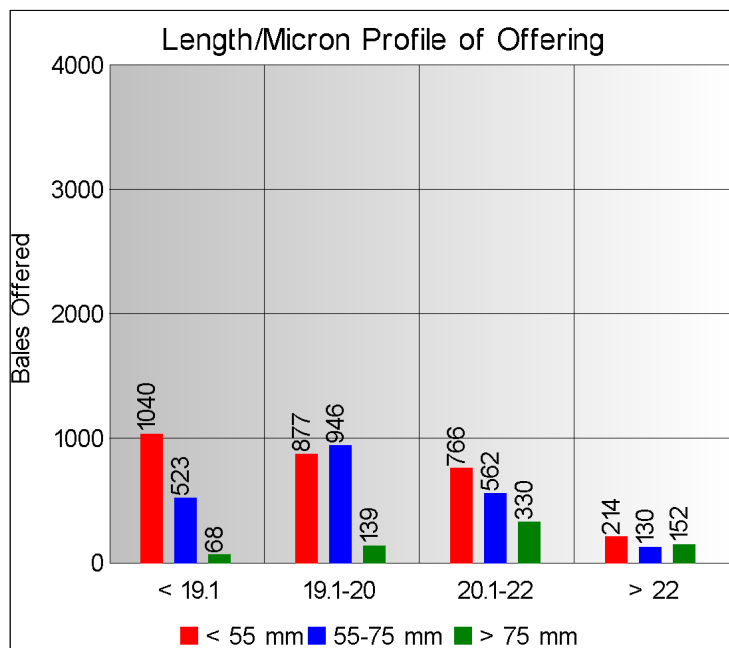
SA Merino Indicator				Buyers			
Indicator Unit	Current Sale	Last Sale	Change	Company	Bales Purchased This Week	% of Purchases	Total Bales Purchased This Season
# SA c/kg	21642	21442	0.9%	G Modiano SA	1520	26.5%	71027
Ave. to date (18/19)	22093	22112	-0.1%	Tianyu SA	1500	26.1%	32924
Ave. to date (17/18)	18389			Standard Wool SA	917	16.0%	56824
US c/kg	1493	1496	-0.2%	Lempriere SA	609	10.6%	28922
Euro c/kg	1316	1325	-0.7%	Stucken & Co	256	4.5%	17659
AWEX EMI	1978	1992	-0.7%	Segard Masurel SA	176	3.1%	7579
Exchange Rates				New England Wool SA	57	1.0%	2243
Currency Unit	This Week	Previous Week	% Change	H Dawson Sons & Co			
R/USD	14.4952	14.3364	-1.1%				
R/Euro	16.4486	16.1876	-1.6%				
R/AUD	10.2720	10.1195	-1.5%				
USD/AUD	0.7083	0.7060	-0.3%				

Analysis of Offerings by Broker This Week (Bales)

Broker	Merino Fleeces	Merino Bellies	Merino Lambs	Merino Backs	Merino Locks	* Other	Total	% Sold
BKB	1834	428	236	0	256	574	3328	89.0%
CMW	754	208	199	113	145	522	1941	88.7%
JLW	0	0	0	0	0	0	0	
MAS	105	48	42	0	27	153	375	66.1%
QWB	0	0	0	0	0	0	0	
SBL	73	6	1	0	4	19	103	100.0%
VLW	0	0	0	0	0	0	0	
Total	2766	690	478	113	432	1268	5747	87.6%

SA Merino Indicator includes Merino types comparable to international indicators.
 ## Cape Wools All Wool Indicator, includes all white wool sold at auction.

* crossbred, coarse and coloured, inferior



* Seasonal Receipts Declared

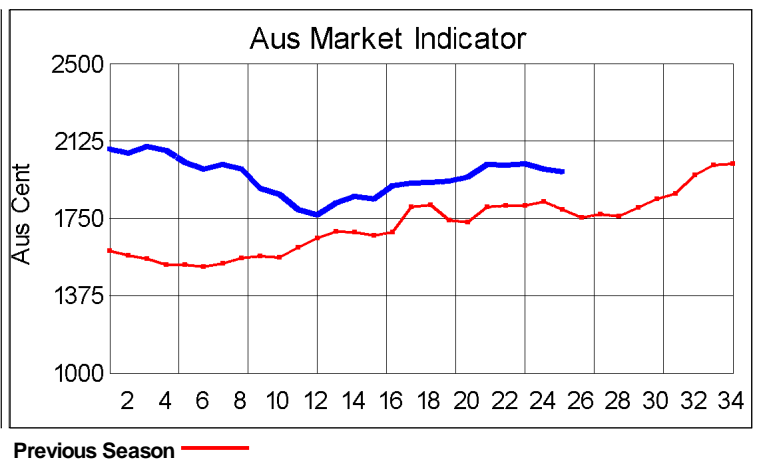
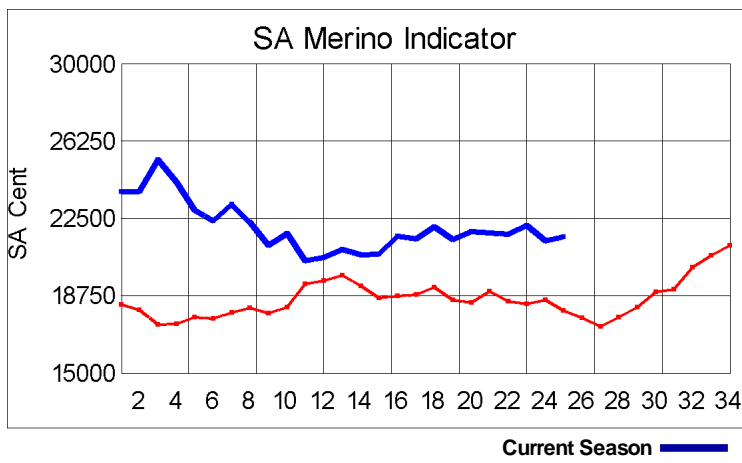
2018/19 Declared Receipts : 24 February 2019

35,281,047.3

2018/19 Declared Receipts : 17 March 2019

37,164,630.0

Percentage Change (Year-on-Year) : - 10.94



Current Season █ Previous Season █

**Average Fleece Wool Prices (c/kg. clean)
Spinners and Good Topmaking Styles (AWEX Types MF4 and MF5)**

Micron	100+mm	90mm	80mm	70mm	60mm	50mm	40mm	30mm	20mm	10mm
18.0				24706	22801	21583				
18.5			24201	23454	22048	21116				
19.0			23471	23274	21495	20665	17828			
19.5			22374	22582	21540	20304	16975			
20.0			22458	22101	21385	19760	16222			
20.5			22491	21987	20974	20072	14807			
21.0			21959	21849	21118	20001	14576			
21.5										
22.0										
22.5										
23.0										
23.5										
24.0										

* Based on a minimum of 3 lots sold per category

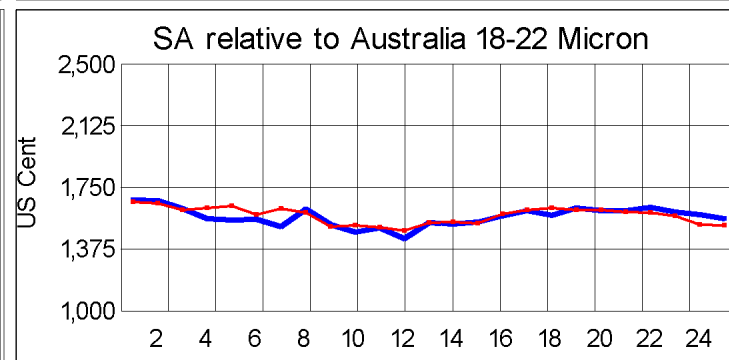
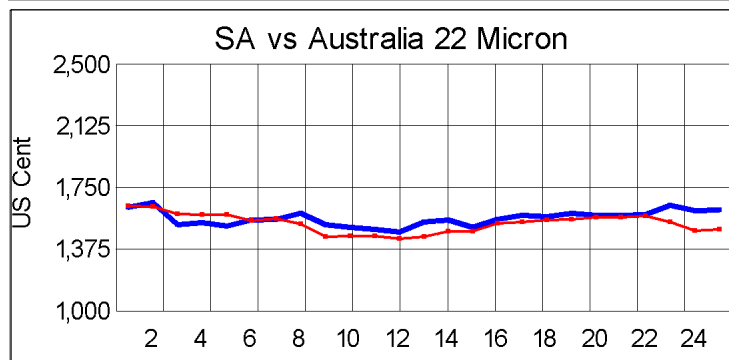
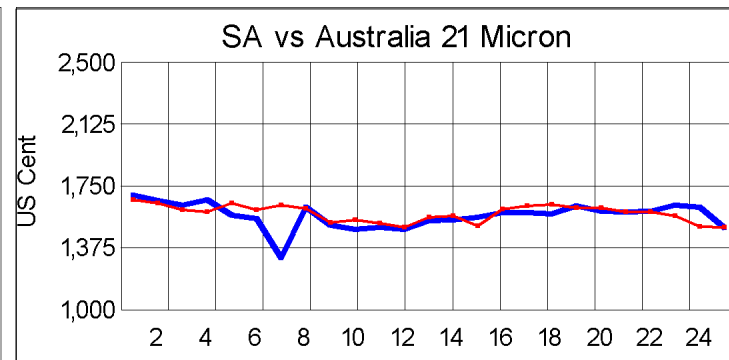
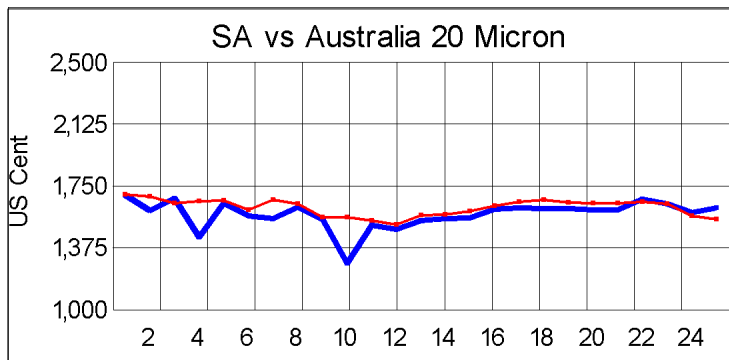
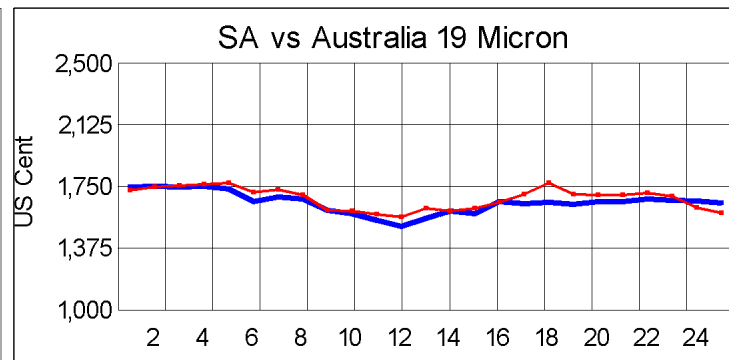
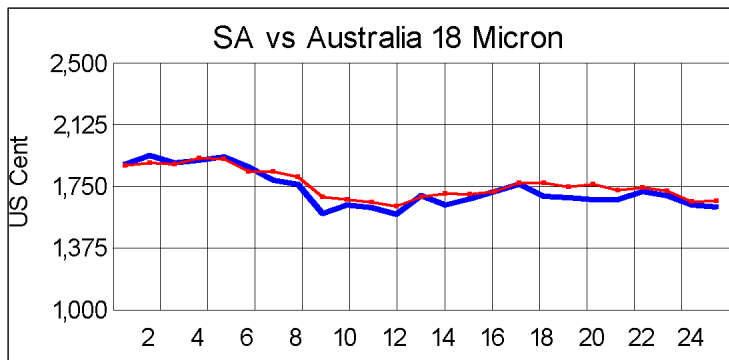
Average Topmaking Styles (AWEX MF6)

Micron	100+mm	90mm	80mm	70mm	60mm	50mm	40mm	30mm	20mm	10mm
18.0										
18.5										
19.0										
19.5							15835			
20.0							15282			
20.5					20597					
21.0							14685			
21.5							12861			
22.0										
22.5										
23.0										
23.5										
24.0										

* Based on a minimum of 3 lots sold per category

Other Selected Types/Qualities

	Long			Medium		
	19μ	20μ	21μ	19μ	20μ	21μ
Good Quality						
Lambswool	21414			18290	16287	
Bellies		20079		16415	17254	
Locks				14553	15269	
Average Quality						
Lambswool	21512		18864	17906		
Bellies	16759	17443	19433	16625	15857	
Locks				12400	10654	
Inferior Quality						
Fleecewool	20912	18864		16696	15496	13222
Lambswool	21501			16021	14831	
Bellies	19194	19070		17270	15548	11485
Locks				10081	9113	



— SA in USc
— Aus in USc

— SA in USc
— Aus in USc

Market Commentary

Cape Wools Weekly Market Report

20 March 2019

Port Elizabeth - The 27th sale of the 2018/19 wool season took place today with 5 747 bales on offer of which 87,6% was sold. The wool market closed 0,9% (200 points) up at a value of R216,42 c/kg (Clean), with the Cape Wools All Wool Indicator closing 0,9% higher. The Australian EMI moved 0,7% down this week.

This week saw the Rand at 1,1% weaker against the US Dollar and 1,6% weaker against the Euro, compared with the average rate at the previous sale. The market weakened by 0,2% in US Dollar terms.

Although the market ended positive by 0.9%, the long merino fleeces supported market levels, with the buyers being much more selective on the relatively small offering of 5747 bales. The weaker currency also supported the market, effectively resulting in the market closing slightly in the red in USD terms. Medium and short wools were up to 5% cheaper, due to the continuing suspension of wool exports to China.

The major buyers on today's sale were: G Modiano SA (1 520), Tianyu SA (1 500), Standard Wool SA (917) and Lempriere SA (609).

The average clean prices for the selection within the different micron categories for good top-making (MF5), long fleeces were as follows: 18,0 microns increased 1,4% to close at R241,28/kg; 18,5 microns moved 0,9% down to close at R233,49/kg; 19 microns lost 1,1% to close at R230,44/kg; 19,5 microns strengthened by 0,5% to close at R227,00/kg; 20 microns was 0,3% weaker to close at R224,58/kg; 20,5 microns lost 0,4% to close at R220,12/kg; 21,0 microns recovered 1,0% to close at R218,08/kg; 21,5 microns improved by 2,2% to close at R219,28/kg; 22 microns rose 1,7% to close at 217,50/kg and 22,5 microns climbed by 1,4% to close at R214,79/kg.

The next sale is scheduled for 03 April 2019.

*The detailed Seasonal Receivals Declared Report can be viewed at www.capewools.co.za