

National Weekly Wool Market Report

Season: 2018/2019

Sale Date: 26 February 2019



CAPE WOOLS SA

Tel: 27-41-4844301
 Fax: 27-41-4846792
 E-mail: stats@capewools.co.za
 Website: www.capewools.co.za

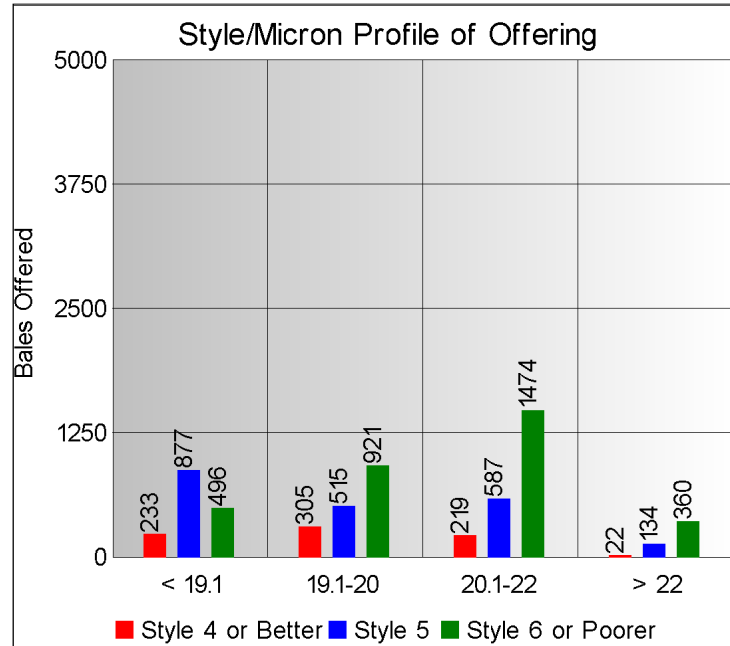
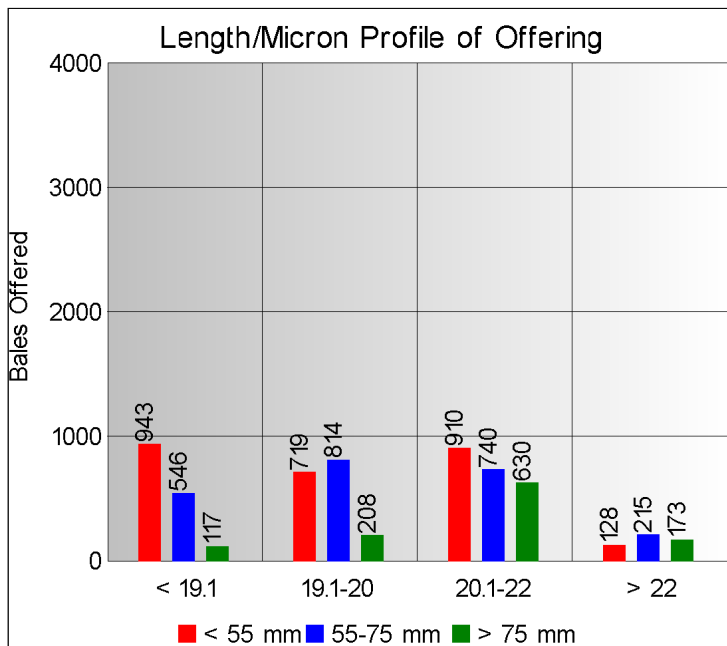
SA Merino Indicator				Buyers			
Indicator Unit	Current Sale	Last Sale	Change	Company	Bales Purchased This Week	% of Purchases	Total Bales Purchased This Season
# SA c/kg	21817	21876	-0.3%	G Modiano SA	1395	22.7%	64361
Ave. to date (18/19)	22157	22174	-0.1%	Tianyu SA	1050	17.1%	29280
Ave. to date (17/18)	18476			Standard Wool SA	976	15.9%	52014
US c/kg	1575	1587	-0.8%	Lempriere SA	890	14.5%	26327
Euro c/kg	1387	1402	-1.1%	Segard Masurel SA	383	6.2%	6846
AWEX EMI	2016	1953	3.2%	Stucken & Co	351	5.7%	16162
Exchange Rates				New England Wool SA	75	1.2%	1929
Currency Unit	This Week	Previous Week	% Change	H Dawson Sons & Co			
R/USD	13.8508	13.7825	-0.5%				
R/Euro	15.7322	15.6063	-0.8%				
R/AUD	9.9043	9.8102	-1.0%				
USD/AUD	0.7148	0.7120	-0.4%				

Analysis of Offerings by Broker This Week (Bales)

Broker	Merino Fleeces	Merino Bellies	Merino Lambs	Merino Backs	Merino Locks	* Other	Total	% Sold
BKB	1761	352	312	0	249	930	3604	77.0%
CMW	1251	252	195	153	189	499	2539	92.4%
JLW	0	0	0	0	0	0	0	
MAS	0	0	0	0	0	0	0	
QWB	0	0	0	0	0	0	0	
SBL	0	0	0	0	0	0	0	
VLW	0	0	0	0	0	0	0	
Total	3012	604	507	153	438	1429	6143	83.4%

SA Merino Indicator includes Merino types comparable to international indicators.
 ## Cape Wools All Wool Indicator, includes all white wool sold at auction.

* crossbred, coarse and coloured, inferior

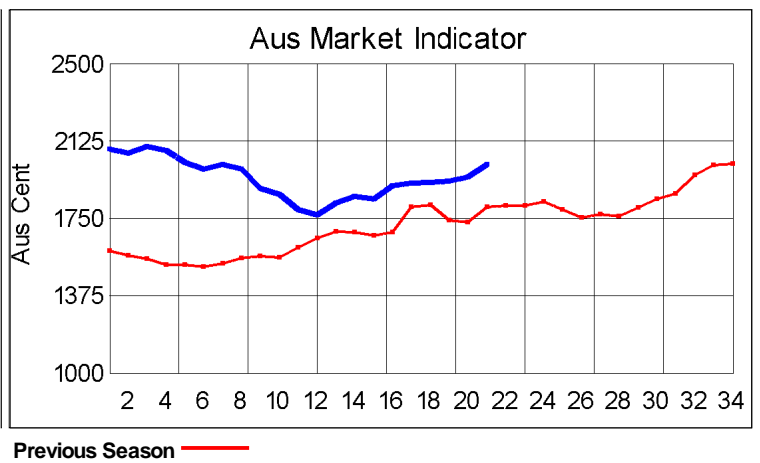
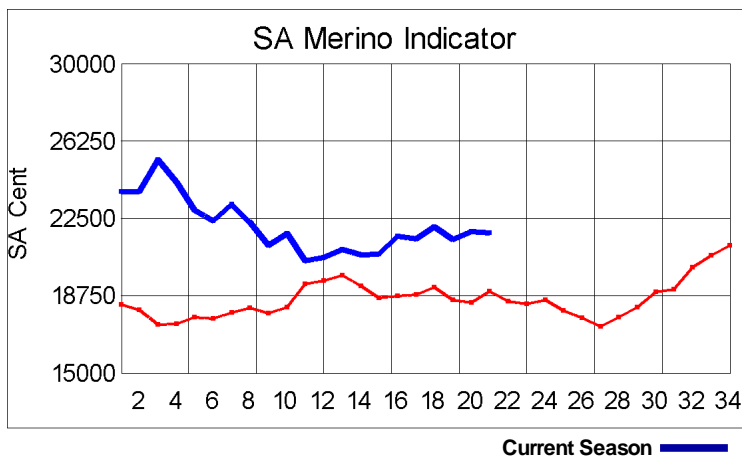


* Seasonal Receipts Declared

2018/19 Declared Receipts : 03 February 2019 32,503,716.8

2018/19 Declared Receipts : 24 February 2019 34,952,734.6

Percentage Change (Year-on-Year) : -11.19



Current Season — Previous Season —

**Average Fleece Wool Prices (c/kg. clean)
Spinners and Good Topmaking Styles (AWEX Types MF4 and MF5)**

Micron	100+mm	90mm	80mm	70mm	60mm	50mm	40mm	30mm	20mm	10mm
18.0			24007	23733	23376	21815				
18.5				23525	22538	21839				
19.0			23209	23005	22204	21142	19536			
19.5			23072	22738	21998	21135	18502			
20.0			22771	22336	21634	21084				
20.5			22720	22084	21792	20755				
21.0			22089	21926	21249	20833				
21.5				21715						
22.0										
22.5										
23.0										
23.5										
24.0										

* Based on a minimum of 3 lots sold per category

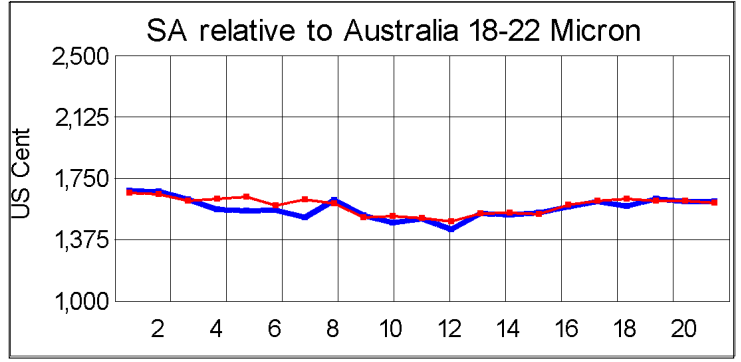
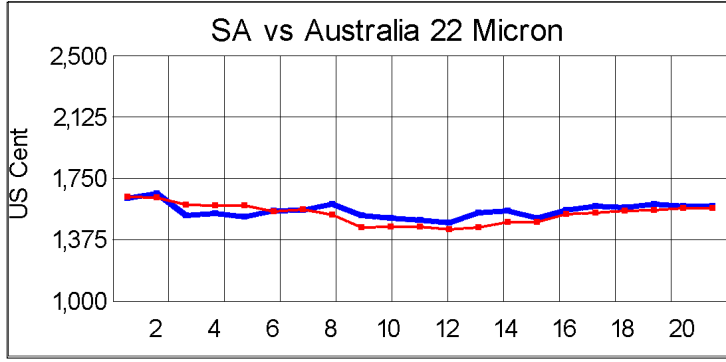
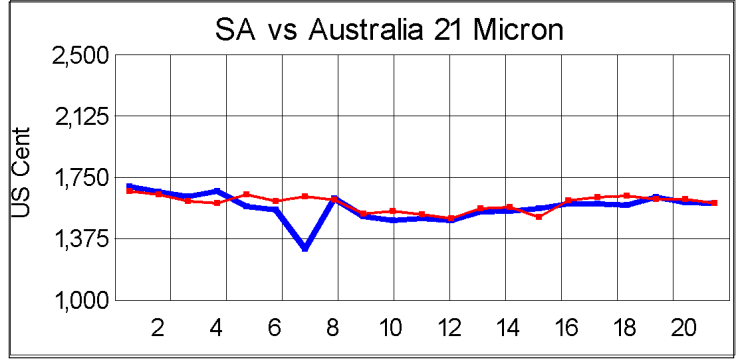
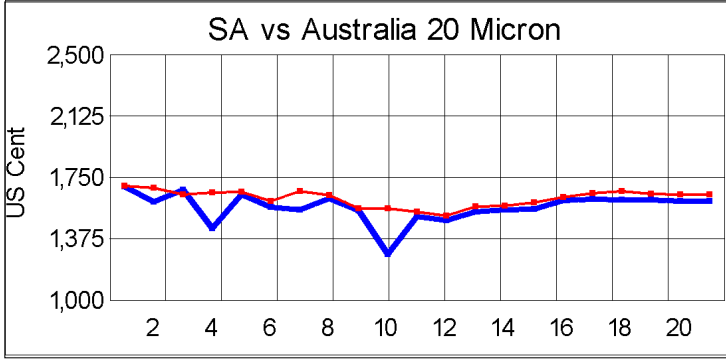
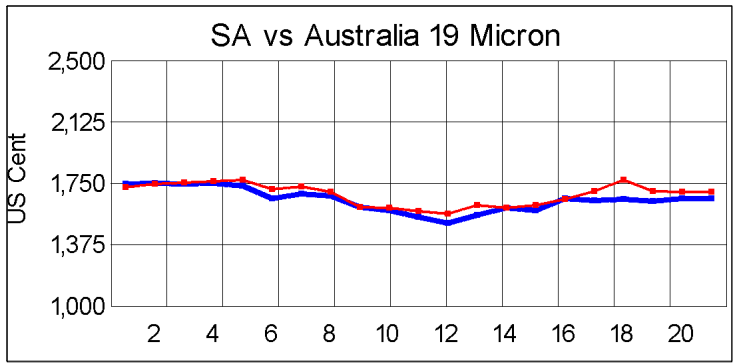
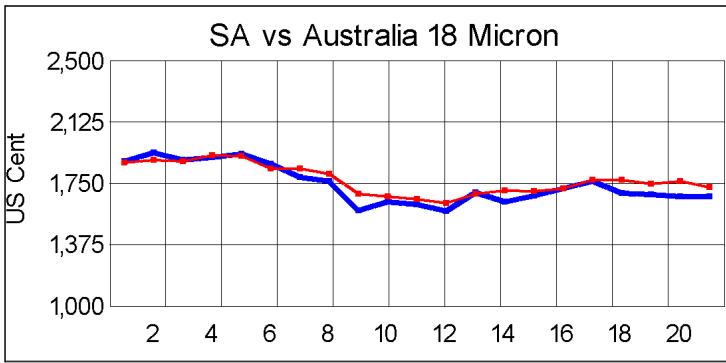
Average Topmaking Styles (AWEX MF6)

Micron	100+mm	90mm	80mm	70mm	60mm	50mm	40mm	30mm	20mm	10mm
18.0										
18.5										
19.0										
19.5										
20.0				21268		20405				
20.5										
21.0				20519						
21.5										
22.0										
22.5										
23.0										
23.5										
24.0										

* Based on a minimum of 3 lots sold per category

Other Selected Types/Qualities

	Long			Medium		
	19μ	20μ	21μ	19μ	20μ	21μ
Good Quality						
Lambswool	22576	21595		19351	12683	18029
Bellies	20015			18550	11155	
Locks				14411	13808	
Average Quality						
Lambswool	19827	21227		17327	13608	9816
Bellies	19882	20575	18832	16664	14313	13062
Locks				12186	10918	6757
Inferior Quality						
Fleecewool	21686	20974		19636	19636	18448
Lambswool	20269	20307				
Bellies	19082	18747		15643	15003	
Locks				10185		



— SA in USc
— Aus in USc

— SA in USc
— Aus in USc

Market Commentary

