

National Weekly Wool Market Report

Season: 2018/2019

Sale Date: 08 & 09 January 2019



CAPE WOOLS SA

Tel: 27-41-4844301
 Fax: 27-41-4846792
 E-mail: stats@capewools.co.za
 Website: www.capewools.co.za

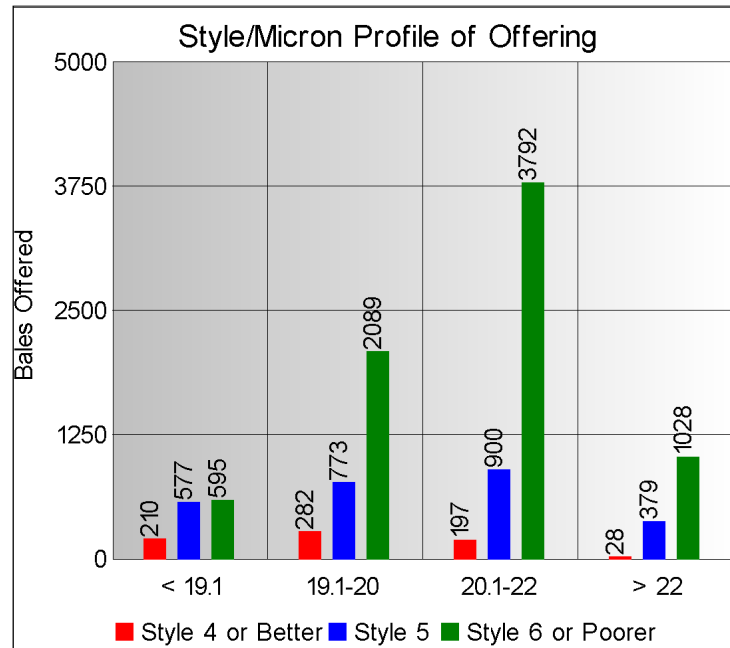
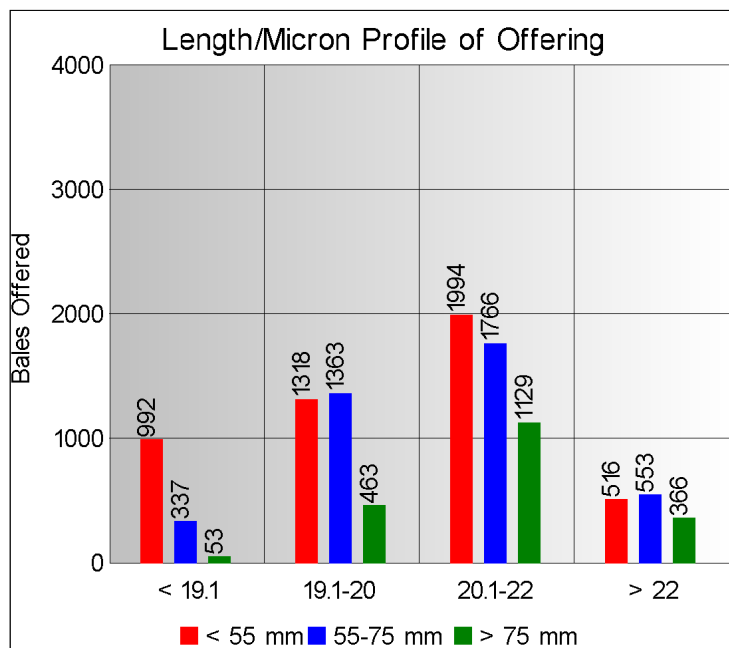
SA Merino Indicator				Buyers			
Indicator Unit	Current Sale	Last Sale	Change	Company	Bales Purchased This Week	% of Purchases	Total Bales Purchased This Season
# SA c/kg	21648	20785	4.2%	G Modiano SA	3467	32.0%	49320
Ave. to date (18/19)	22279	22321	-0.2%	Standard Wool SA	3446	31.8%	39669
Ave. to date (17/18)	18407			Lempriere SA	1693	15.6%	18952
US c/kg	1552	1509	2.9%	Tianyu SA	1306	12.0%	23831
Euro c/kg	1355	1330	1.9%	Stucken & Co	398	3.7%	12860
AWEX EMI	1912	1846	3.6%	Segard Masurel SA	73	0.7%	5034
Exchange Rates				New England Wool SA	6	0.1%	1552
Currency Unit	This Week	Previous Week	% Change	H Dawson Sons & Co			
R/USD	13.9480	13.7760	-1.2%				
R/Euro	15.9794	15.6292	-2.2%				
R/AUD	9.9880	10.0462	0.6%				
USD/AUD	0.7162	0.7296	1.8%				

Analysis of Offerings by Broker This Week (Bales)

Broker	Merino Fleeces	Merino Bellies	Merino Lambs	Merino Backs	Merino Locks	* Other	Total	% Sold
BKB	2567	978	304	0	460	3190	7499	95.4%
CMW	1210	368	251	159	212	1151	3351	96.7%
JLW	0	0	0	0	0	0	0	
MAS	0	0	0	0	0	0	0	
QWB	0	0	0	0	0	0	0	
SBL	0	0	0	0	0	0	0	
VLW	0	0	0	0	0	0	0	
Total	3777	1346	555	159	672	4341	10850	95.8%

SA Merino Indicator includes Merino types comparable to international indicators.
 ## Cape Wools All Wool Indicator, includes all white wool sold at auction.

* crossbred, coarse and coloured, inferior



* Seasonal Receipts Declared

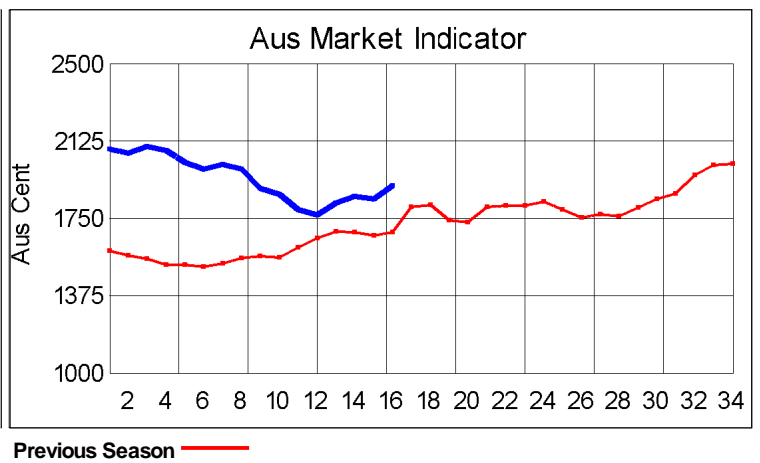
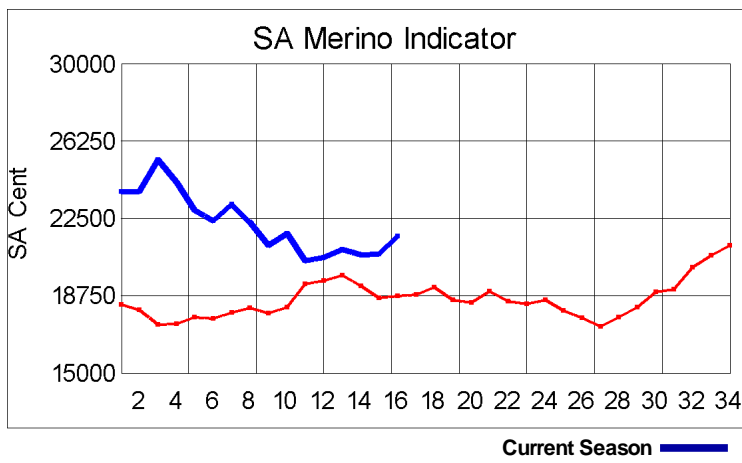
2018/19 Declared Receipts : 16 December 2018

27,984,766.8

2018/19 Declared Receipts : 06 January 2019

28,220,932.7

Percentage Change (Year-on-Year) : -10.96



Current Season — Previous Season —

**Average Fleece Wool Prices (c/kg. clean)
Spinners and Good Topmaking Styles (AWEX Types MF4 and MF5)**

Micron	100+mm	90mm	80mm	70mm	60mm	50mm	40mm	30mm	20mm	10mm
18.0					23806		19647			
18.5			23711		22650	21891	18774			
19.0				23045	22302	20460	17109			
19.5			22886	22956	21769	20309	18012			
20.0			22528	22085	22000	19515	18139			
20.5			22164	21999	21530	19054	16894			
21.0				21909	21781	17461				
21.5					21499					
22.0										
22.5										
23.0										
23.5										
24.0										

* Based on a minimum of 3 lots sold per category

Average Topmaking Styles (AWEX MF6)

Micron	100+mm	90mm	80mm	70mm	60mm	50mm	40mm	30mm	20mm	10mm
18.0										
18.5										
19.0										
19.5				20741		19677				
20.0				21699						
20.5					20335					
21.0				21040						
21.5										
22.0										
22.5										
23.0										
23.5										
24.0										

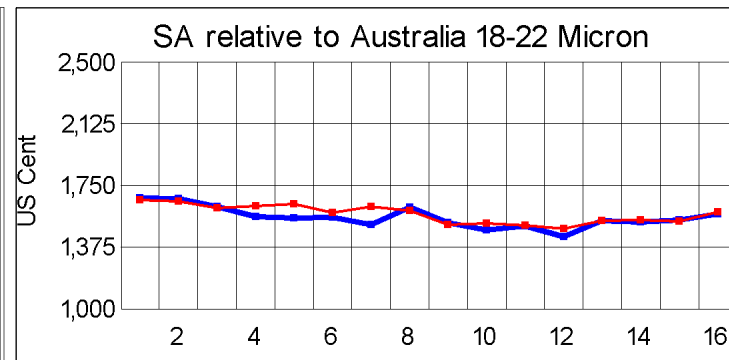
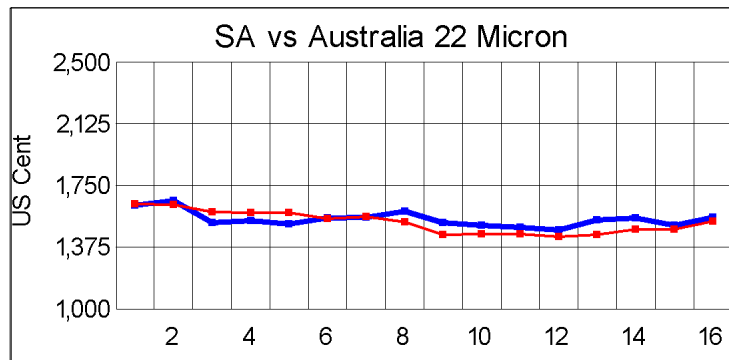
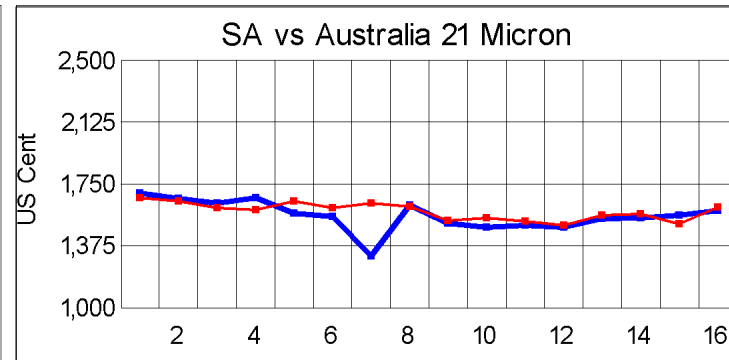
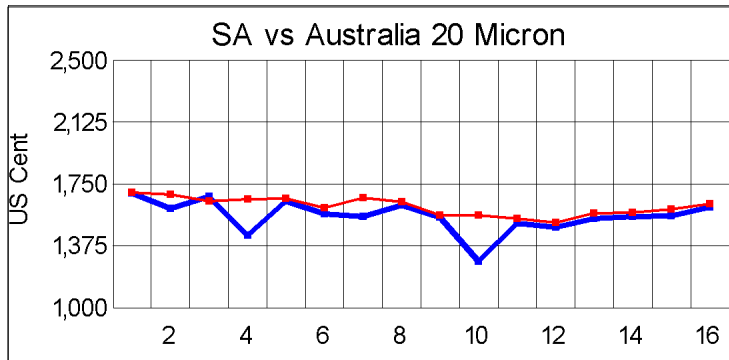
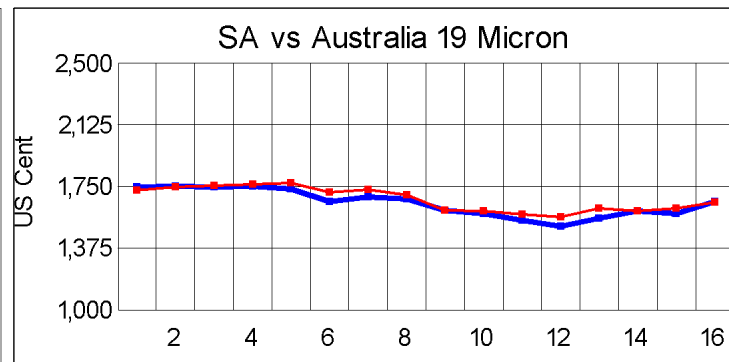
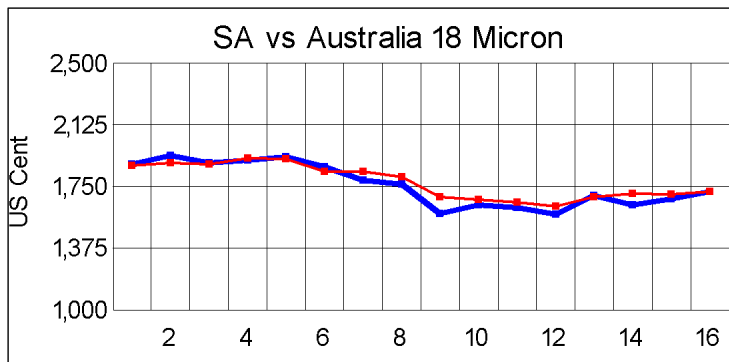
* Based on a minimum of 3 lots sold per category

Other Selected Types/Qualities

Long

Medium

	19μ	20μ	21μ	19μ	20μ	21μ
Good Quality						
Lambswool	22773	21382	21382	18786	15759	
Bellies	21721			14139	16394	11920
Locks				16021	13725	
Average Quality						
Lambswool	22990			18439	18155	
Bellies	21116	19397	16764	17236	16875	12514
Locks				12566	11694	
Inferior Quality						
Fleecewool	21749	19458	15284	20667	18637	15218
Lambswool	21849			16967		
Bellies	19123	18660	18826	15442	14930	13086
Locks				10093	9350	



— SA in USc
— Aus in USc

— SA in USc
— Aus in USc

Market Commentary

WOOL MARKET 4,2% HIGHER

Port Elizabeth - The wool market started off higher at this week's auction and the Cape Wools Merino Indicator increased by 4,2% and by 863 points to close at a value of R216,48 (Clean). The Australian EMI gained 3,6% this week. The Cape Wools All Wool Indicator gained by 3,9%. The opening sale of 2019 saw the market this week appreciate by 4.2% on the back of substantial increases in Australia. There was extremely good competition on merino wools, especially well grown wools with good length. The lower style wools and lambs' wools were sellers favour and it is apparent that there will be a shortage of good wools from both Australia and South Africa due to the continuing droughts in both countries as well as the change in shearing patterns leading to more short wools being offered on the market. The broader end, 19.5 and coarser increased more than the finer end due the larger offerings of finer wools in Australia and with the clip in both countries having more hunger fine wools due to the drought.

This week saw the Rand at R13,95 to the US Dollar and R15,98 to the Euro. The Rand was 1,2% weaker against the US Dollar and 2,2% weaker against the Euro compared with the average rate at the previous sale. The offering comprised 10 850 bales of which 95,8% was sold. Major traders were G Modiano SA (3 467), Standard Wool SA (3 446), Lempriere SA (1 693) and Tianyu SA (1 306).

The average clean prices for the selection within the different micron categories for good top-making (MF5), long fleeces were as follows: 18,0 microns decreased 2,3% to close at R240,33/kg; 18,5 microns moved 1,8% up to close at R239,10/kg; 19 microns gained 3,6% to close at R230,98/kg; 19,5 microns strengthened by 3,2% to close at R230,07/kg; 20 microns was 3,2% stronger to close at R227,58/kg; 20,5 microns won 3,3% to close at R226,11/kg; 21,0 microns recovered 3,3% to close at R224,53/kg; 21,5 microns improved by 4,4% to close at R217,05/kg; 22 microns rose 4,3% to close at 213,83/kg and 22,5 microns climbed by 5,0% to close at R214,83/kg.

The next sale is scheduled for 16 January 2019 where approximately ± 13 567 bales will be on sale.

*The detailed Seasonal Receipts Declared Report can be viewed at www.capewools.co.za