

National Weekly Wool Market Report

Season: 2018/2019

Sale Date: 04 & 05 December 2018



CAPE WOOLS SA

Tel: 27-41-4844301
 Fax: 27-41-4846792
 E-mail: stats@capewools.co.za
 Website: www.capewools.co.za

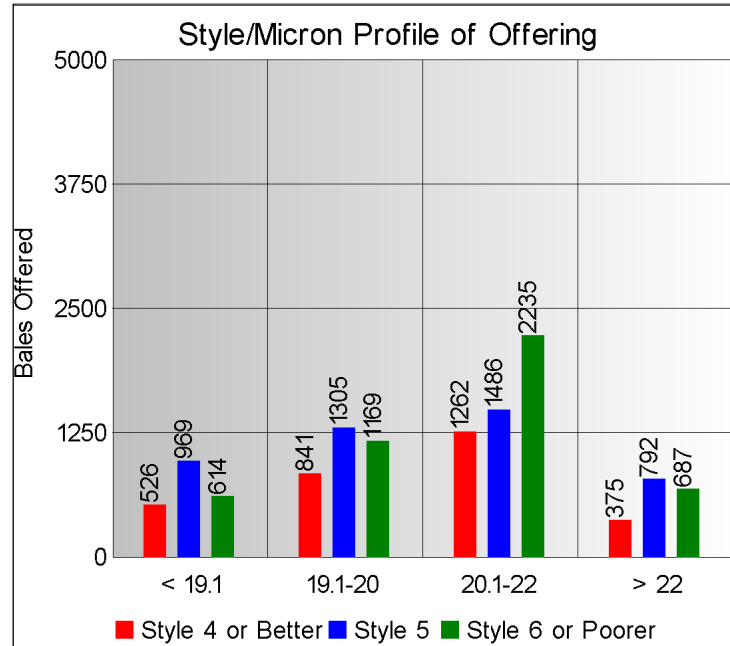
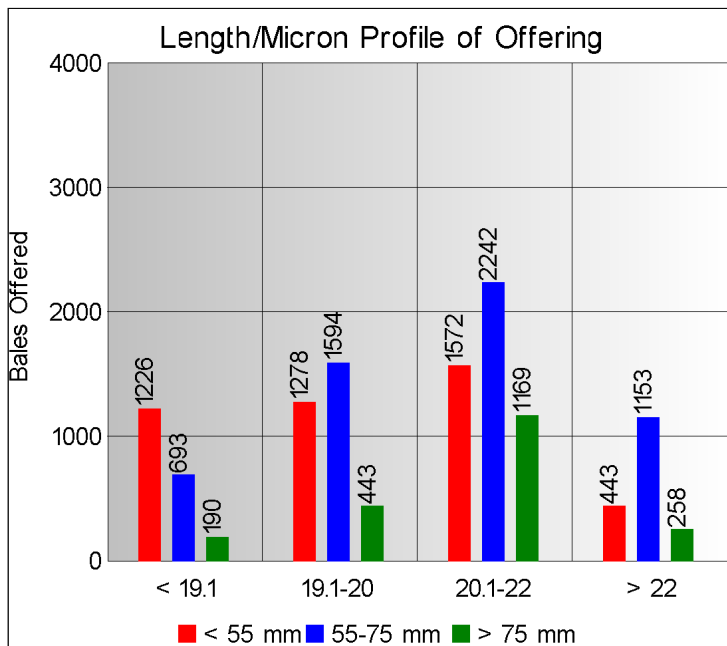
SA Merino Indicator				Buyers			
Indicator Unit	Current Sale	Last Sale	Change	Company	Bales Purchased This Week	% of Purchases	Total Bales Purchased This Season
# SA c/kg	20785	20771	0.1%	G Modiano SA	4182	34.1%	45831
Ave. to date (18/19)	22321	22431	-0.5%	Standard Wool SA	3063	25.0%	36189
Ave. to date (17/18)	18382			Lempriere SA	1813	14.8%	17164
US c/kg	1509	1489	1.3%	Tianyu SA	1711	14.0%	22517
Euro c/kg	1330	1320	0.8%	Stucken & Co	945	7.7%	12462
AWEX EMI	1846	1860	-0.8%	Segard Masurel SA	189	1.5%	4900
Exchange Rates				New England Wool SA	7	0.1%	1546
Currency Unit	This Week	Previous Week	% Change	H Dawson Sons & Co			
R/USD	13.7760	13.9489	1.2%				
R/Euro	15.6292	15.7410	0.7%				
R/AUD	10.0462	10.1417	0.9%				
USD/AUD	0.7296	0.7271	-0.3%				

Analysis of Offerings by Broker This Week (Bales)

Broker	Merino Fleeces	Merino Bellies	Merino Lambs	Merino Backs	Merino Locks	* Other	Total	% Sold
BKB	4655	552	520	0	302	1606	7635	97.4%
CMW	1729	203	425	164	102	691	3314	98.9%
JLW	62	6	11	0	7	24	110	100.0%
MAS	257	53	34	0	27	31	402	100.0%
QWB	306	40	33	0	37	215	631	81.6%
SBL	0	0	0	0	0	0	0	
VLW	124	14	13	0	8	10	169	100.0%
Total	7133	868	1036	164	483	2577	12261	97.1%

SA Merino Indicator includes Merino types comparable to international indicators.
 ## Cape Wools All Wool Indicator, includes all white wool sold at auction.

* crossbred, coarse and coloured, inferior



* Seasonal Receipts Declared

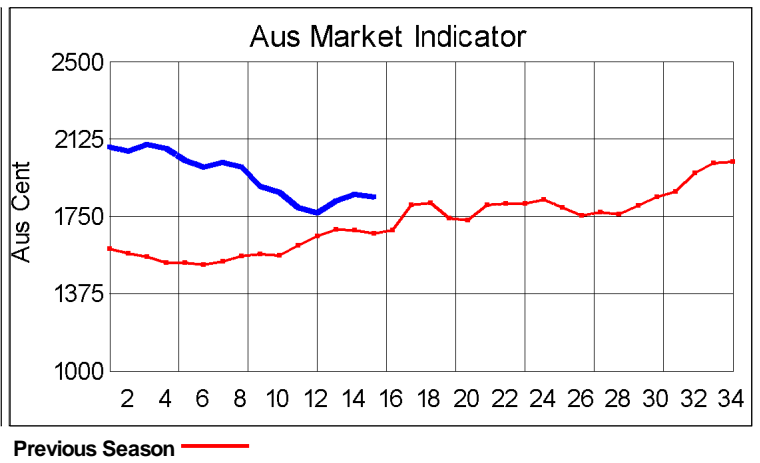
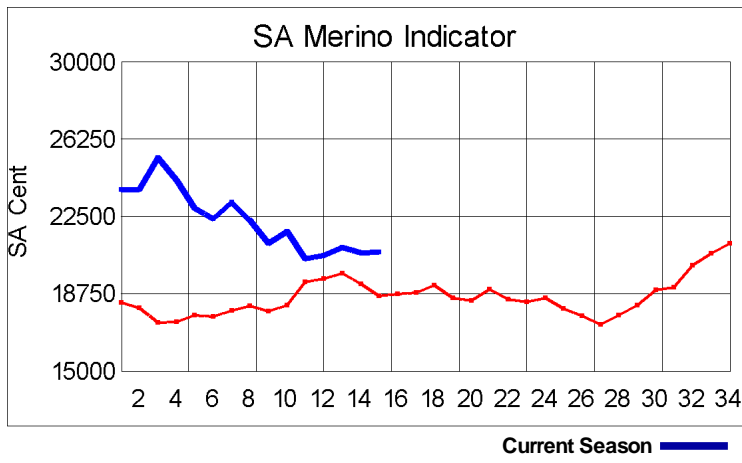
2018/19 Declared Receipts : 11 November 2018

21,604,991.5

2018/19 Declared Receipts : 02 December 2018

24,906,567.5

Percentage Change (Year-on-Year) : -8.19



Current Season — Previous Season —

Average Fleece Wool Prices (c/kg. clean)
Spinners and Good Topmaking Styles (AWEX Types MF4 and MF5)

Micron	100+mm	90mm	80mm	70mm	60mm	50mm	40mm	30mm	20mm	10mm
18.0			23767	23468	22236	20900	19082			
18.5			23535	22861	22471	19784	18460			
19.0			22822	22317	21438	19891	18084			
19.5			22349	21724	21023	19919	17994	14877		
20.0			21553	21350	20694	19332	16691			
20.5			21328	21077	20504	19241	16749			
21.0			21178	20884	20181	19100	16746			
21.5			21104	20880	20505	18435	15275			
22.0			20798	20713	20486	19359	14340			
22.5			20675	20847	20027	19680				
23.0				20295	20224					
23.5				17930						
24.0				19256						

* Based on a minimum of 3 lots sold per category

Average Topmaking Styles (AWEX MF6)

Micron	100+mm	90mm	80mm	70mm	60mm	50mm	40mm	30mm	20mm	10mm
18.0										
18.5										
19.0										
19.5										
20.0			21118		20121					
20.5						18584				
21.0			20710	20424	20113					
21.5				19892	19055					
22.0										
22.5										
23.0										
23.5										
24.0										

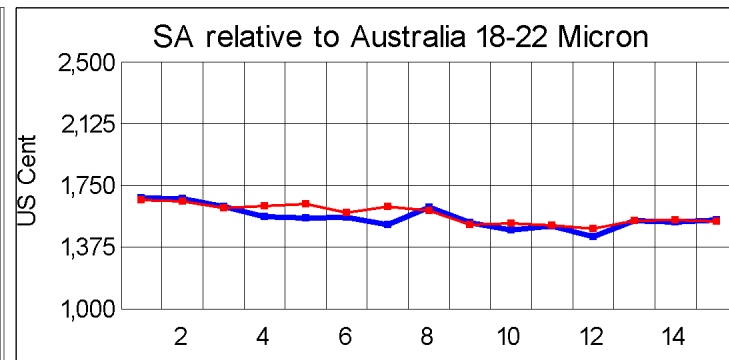
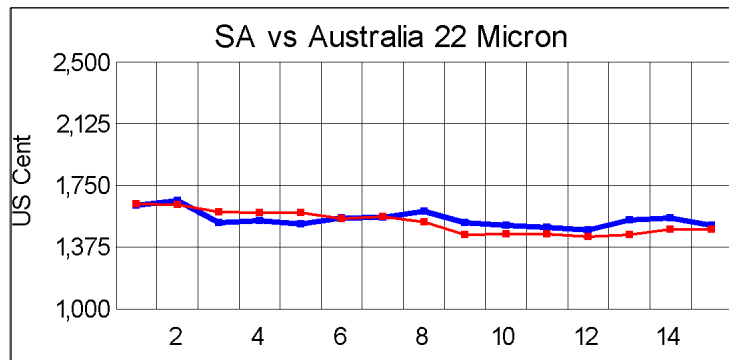
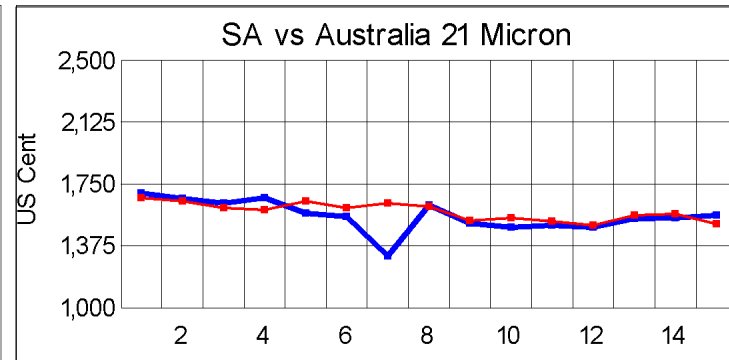
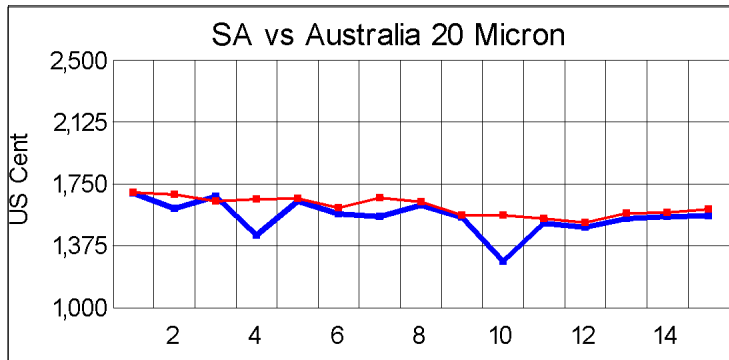
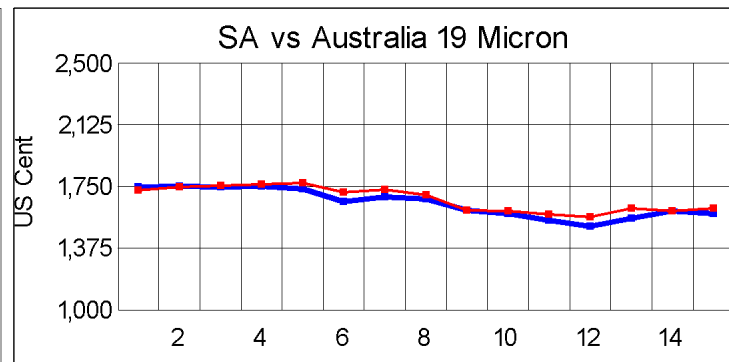
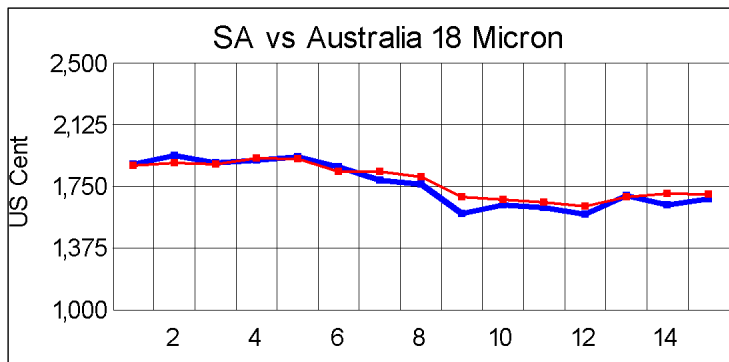
* Based on a minimum of 3 lots sold per category

Other Selected Types/Qualities

Long

Medium

	19μ	20μ	21μ	19μ	20μ	21μ
Good Quality						
Lambswool	21900	21499	20268	18538	15452	18259
Bellies	20677		20711	16231	14118	12019
Locks				15257	12448	11745
Average Quality						
Lambswool	21418			17134	13334	14883
Bellies	19616	19393	19265	17157	14084	12760
Locks				14226	12303	10181
Inferior Quality						
Fleecewool	20652	18801	19632	15524	15729	
Lambswool	21291				15294	
Bellies	19907	19518		14687	15099	10655
Locks				9943	10121	



— SA in USc
— Aus in USc

— SA in USc
— Aus in USc

Market Commentary

WOOL MARKET 0,1% HIGHER

Port Elizabeth - The wool market ended the first half of the season unchanged at this weeks' auction and the Cape Wools Merino Indicator increased by 0,1% and by 14 points to close at a value of R207,85 (Clean). The Australian EMI lost 0,8% this week. The Cape Wools All Wool Indicator gained by 0,1%.

The wool market eased again today on the back of a stronger rand and a slightly easier market in Australia. There was good support for well grown, long fleeces whereas the short wools continued to suffer due to changing fashion trends in China. The fluctuation of the rand continues to make trading difficult for the buying houses as the continuing drought makes things difficult for our producers. It is apparent that the market is looking for well grown, long wools as well as proven sustainable clips. These clips are achieving a regular premium every week.

This week saw the Rand at R13,78 to the US Dollar and R15,63 to the Euro. The Rand was 1,2% stronger against the US Dollar and 0,7% stronger against the Euro compared with the average rate at the previous sale. The offering comprised 12 261 bales of which 97,1% was sold. Major traders were G Modiano SA (4 182), Standard Wool SA (3 063), Lempriere SA (1 813) and Tianyu SA (1 711).

The average clean prices for the selection within the different micron categories for good top-making (MF5), long fleeces were as follows: 18,0 microns decreased 1,4% to close at R235,00/kg; 18,5 microns moved 1,1% down to close at R234,79/kg; 19 microns lost 0,7% to close at R222,85/kg; 19,5 microns weakened by 0,5% to close at R222,84/kg; 20 microns was 0,5% weaker to close at R220,43/kg; 20,5 microns lost 0,7% to close at R218,88/kg; 21,0 microns lost 0,8% to close at R217,41/kg; 21,5 microns tumbled by 0,2% to close at R207,86/kg; 22 microns fell 1,1% to close at 204,92/kg and 22,5 microns declined by 0,9% to close at R204,61/kg.

The next sale is scheduled for 09 January 2019.

*The detailed Seasonal Receivals Declared Report can be viewed at www.capewools.co.za